INTERLOCKED FITTING

WIDE RANGE OF ACCESSORIES

EACH SHELF FROM 100 TO 400 kg CAPACITY



Courtesy of Animo S.p.A.

SYSTEM ST

TECHNICAL SPECIFICATIONS

The F ST series racking systems have a modular structure ensuring easy installation: side panels, side walls, middle walls and rear walls have an interlocking design for easy fitting together without any screws.
The shelves come with 4 hooks and have a capacity range varying from 100 to 400 kg. This type of shelving is pre-set to be turned into cabinets by adding hinged or sliding doors, while vertical dividers, partitions, strips and (87%) plain and (100%) telescopic extension drawers can be used to create a well organised warehouse. Several accessories are available according to requirements.

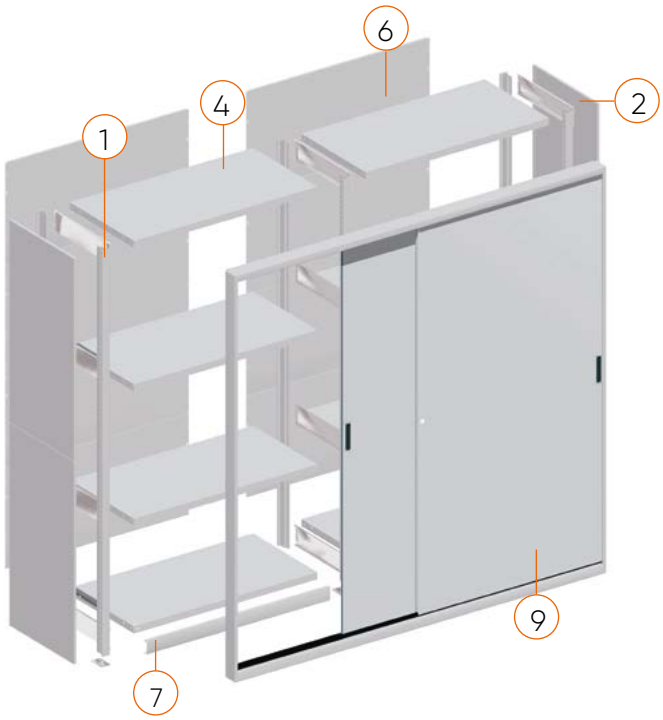

	F ST SHELVING COMPONENTS
1	side panels
2	side walls
3	middle walls
4	shelves
5	cross pieces
6	rear walls
7	baseboards
8	hinged doors
9	sliding doors
10	vertical dividers
11	partitions
12	rear and front edge strips trapezoidal dividers
13	drawers

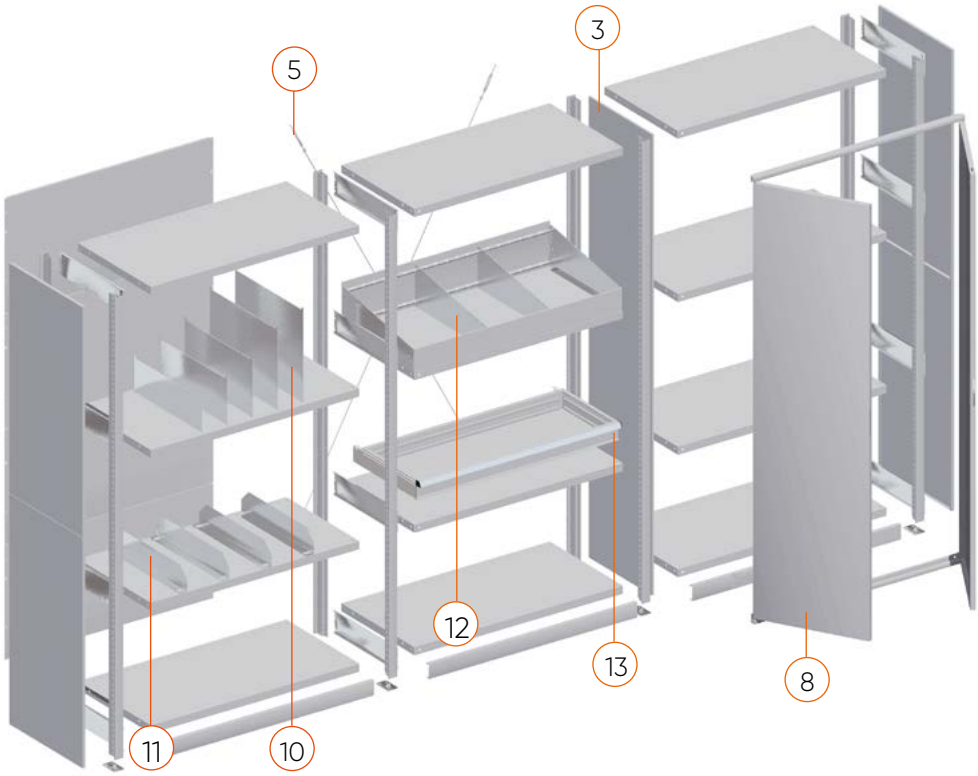

SHELVING SIDES

The side panels of F ST racks are installed quickly and easily through special galvanised cross pieces and without the use of screws.

SIDE, MIDDLE AND REAR WALL PANELS

Side, middle and rear wall panels are assembled by interlocked fitting without the use of screws, forming enclosed compartments.

SLIDING OR HINGED DOORS

Doors are used to protect the shelved goods from impacts and dust. Both types of door are equipped with a security lock and two keys.

ACCESSORIES

To make the best use of the available shelving space, accessories can be added such as: dividers, separators, partitions and edge strips, supplied with a galvanised finish.



SYSTEM F ST

H 2000 mm

ART. F ST S200 53 99

Dimensions 4100x500x2000 mm H
16 shelves 1000x500x35 H - load capacity of each shelf 300 kg

METAL COLOURS

Solutions

RAL 5012 + GALVANISED	RAL 7035 + GALVANISED	GALVANISED
.54	.55	.99

Components/Accessories

RAL 5012	RAL 7035	GALVANISED
.04	.08	.99

KEY

RACK CAPACITY

LENGTH

RACK CLOSURE

! ALL INDICATED LOAD CAPACITY VALUES ARE NET AND REFER TO EVENLY DISTRIBUTED WEIGHTS

H 2000 mm

ART.	dim. mm
F ST S200 56 99	3100x500x2000 H

15 shelves 1000x500x35 H - load capacity of each shelf 300 kg
GALVANISED FINISH

H 2000 mm

ART.	dim. mm
F ST S200 57 99	2100x500x2000 H

8 shelves 1000x500x35 H - load capacity of each shelf 300 kg
GALVANISED FINISH

SYSTEM F ST

Courtesy of Animo S.p.A.

SPAN DIMENSIONS

	A	B	C	
1000 mm	974 mm			SHELF LENGTH
1300 mm	1274 mm			
300 mm		321 mm	642 mm	SHELF DEPTH
400 mm		421 mm	842 mm	
500 mm		521 mm	1042 mm	
600 mm		621 mm	1242 mm	
800 mm		821 mm	1642 mm	

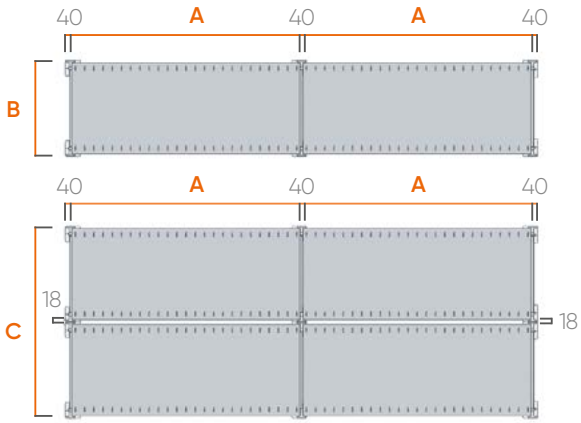

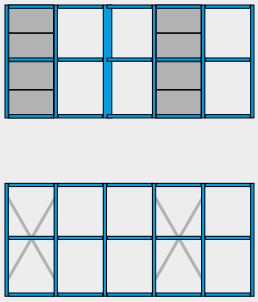

At least every **3 span** lengths (bays), it is mandatory to add one bay with a rear wall or a cross piece.

CAPACITY EACH SPAN 2300 kg

FIXING

FLOOR FIXING SET

ART. F NC 8999 00 99

Floor fixing kit consisting of 2 M8x75 mm steel expansion bolts for non-cracked concrete floors, class higher than or equal to: C20/25.

WALL FIXING BRACKET

ART. F ST 0710 00 99

All span bays that must be fixed to the wall are supplied as standard with special fixing brackets.

FOOT FIXING

Standard bays are supplied with Allen keys to tighten the foot supports.

SPAN BAYS ARE SUPPLIED NOT ASSEMBLED AND COMPLETE WITH FEET.

CONFIGURE YOUR RACKING SYSTEM

STANDARD SPAN BAY WITH CROSS PIECE

	↔ 1000 mm		↔ 1300 mm	
	ART.	depth	ART.	depth
PAINTED	F ST A200 30 _ _	300 mm	F ST F200 30 _ _	300 mm
	F ST A200 40 _ _	400 mm	F ST F200 40 _ _	400 mm
	F ST A200 50 _ _	500 mm	F ST F200 50 _ _	500 mm
	F ST A200 60 _ _	600 mm	F ST F200 60 _ _	600 mm
	F ST A200 80 _ _	800 mm	F ST F200 80 _ _	800 mm
GALVANISED	F ST A200 30 99	300 mm	F ST F200 30 99	300 mm
	F ST A200 40 99	400 mm	F ST F200 40 99	400 mm
	F ST A200 50 99	500 mm	F ST F200 50 99	500 mm
	F ST A200 60 99	600 mm	F ST F200 60 99	600 mm
	F ST A200 80 99	800 mm	F ST F200 80 99	800 mm

ADDED BAY

	↔ 1000 mm		↔ 1300 mm	
	ART.	depth	ART.	depth
PAINTED	F ST B200 30 _ _	300 mm	F ST G200 30 _ _	300 mm
	F ST B200 40 _ _	400 mm	F ST G200 40 _ _	400 mm
	F ST B200 50 _ _	500 mm	F ST G200 50 _ _	500 mm
	F ST B200 60 _ _	600 mm	F ST G200 60 _ _	600 mm
	F ST B200 80 _ _	800 mm	F ST G200 80 _ _	800 mm
GALVANISED	F ST B200 30 99	300 mm	F ST G200 30 99	300 mm
	F ST B200 40 99	400 mm	F ST G200 40 99	400 mm
	F ST B200 50 99	500 mm	F ST G200 50 99	500 mm
	F ST B200 60 99	600 mm	F ST G200 60 99	600 mm
	F ST B200 80 99	800 mm	F ST G200 80 99	800 mm

ADDED SPAN BAY WITH CROSS PIECE

	↔ 1000 mm		↔ 1300 mm	
	ART.	depth	ART.	depth
PAINTED	F ST C200 40 _ _	400 mm	F ST H200 40 _ _	400 mm
	F ST C200 50 _ _	500 mm	F ST H200 50 _ _	500 mm
	F ST C200 60 _ _	600 mm	F ST H200 60 _ _	600 mm
	F ST C200 80 _ _	800 mm	F ST H200 80 _ _	800 mm
GALVANISED	F ST C200 40 99	400 mm	F ST H200 40 99	400 mm
	F ST C200 50 99	500 mm	F ST H200 50 99	500 mm
	F ST C200 60 99	600 mm	F ST H200 60 99	600 mm
	F ST C200 80 99	800 mm	F ST H200 80 99	800 mm

↔ LENGTH

METAL COLOURS

RAL 5012 + GALVANISED .54

RAL 7035 + GALVANISED .55

STANDARD BAY WITH REAR WALL

1000 mm

	ART.	depth
PAINTED	F ST D200 30 _ _	300 mm
PAINTED	F ST D200 40 _ _	400 mm
PAINTED	F ST D200 50 _ _	500 mm
PAINTED	F ST D200 60 _ _	600 mm
PAINTED	F ST D200 80 _ _	800 mm
GALVANISED	F ST D200 30 99	300 mm
GALVANISED	F ST D200 40 99	400 mm
GALVANISED	F ST D200 50 99	500 mm
GALVANISED	F ST D200 60 99	600 mm
GALVANISED	F ST D200 80 99	800 mm

1300 mm

	ART.	depth
PAINTED	F ST L200 30 _ _	300 mm
PAINTED	F ST L200 40 _ _	400 mm
PAINTED	F ST L200 50 _ _	500 mm
PAINTED	F ST L200 60 _ _	600 mm
PAINTED	F ST L200 80 _ _	800 mm
GALVANISED	F ST L200 30 99	300 mm
GALVANISED	F ST L200 40 99	400 mm
GALVANISED	F ST L200 50 99	500 mm
GALVANISED	F ST L200 60 99	600 mm
GALVANISED	F ST L200 80 99	800 mm

ADDED BAY WITH REAR WALL

1000 mm

	ART.	depth
PAINTED	F ST E200 30 _ _	300 mm
PAINTED	F ST E200 40 _ _	400 mm
PAINTED	F ST E200 50 _ _	500 mm
PAINTED	F ST E200 60 _ _	600 mm
PAINTED	F ST E200 80 _ _	800 mm
GALVANISED	F ST E200 30 99	300 mm
GALVANISED	F ST E200 40 99	400 mm
GALVANISED	F ST E200 50 99	500 mm
GALVANISED	F ST E200 60 99	600 mm
GALVANISED	F ST E200 80 99	800 mm

1300 mm

	ART.	depth
PAINTED	F ST M200 30 _ _	300 mm
PAINTED	F ST M200 40 _ _	400 mm
PAINTED	F ST M200 50 _ _	500 mm
PAINTED	F ST M200 60 _ _	600 mm
PAINTED	F ST M200 80 _ _	800 mm
GALVANISED	F ST M200 30 99	300 mm
GALVANISED	F ST M200 40 99	400 mm
GALVANISED	F ST M200 50 99	500 mm
GALVANISED	F ST M200 60 99	600 mm
GALVANISED	F ST M200 80 99	800 mm

SPAN WIDTH 1000 mm

Each span bay comes complete with 4 shelves. For 300 mm depths, shelves without stiffeners are supplied with a capacity of 120 kg. For 400/500/600/800 mm depths, shelves complete with stiffeners are supplied with a capacity of 300 kg.

SPAN WIDTH 1300 mm

Each span bay comes complete with 4 shelves. For 300 mm depths, shelves without stiffeners are supplied with a capacity of 100 kg. For 400/500/600/800 mm depths, shelves complete with stiffeners are supplied with a capacity of 230 kg.

WALL FIXING IS MANDATORY.

WALL OR FLOOR FIXING IS MANDATORY.

SYSTEM F ST

H 2000 mm

STANDARD SPAN BAY WITH CROSS PIECE

PAINTED

← → 1000 mm		← → 1300 mm	
ART.	depth	ART.	depth
F ST A201 30 _ _	300+300 mm	F ST F201 30 _ _	300+300 mm
F ST A201 40 _ _	400+400 mm	F ST F201 40 _ _	400+400 mm
F ST A201 50 _ _	500+500 mm	F ST F201 50 _ _	500+500 mm
F ST A201 60 _ _	600+600 mm	F ST F201 60 _ _	600+600 mm
F ST A201 80 _ _	800+800 mm	F ST F201 80 _ _	800+800 mm

GALVANISED

F ST A201 30 99	300+300 mm	F ST F201 30 99	300+300 mm
F ST A201 40 99	400+400 mm	F ST F201 40 99	400+400 mm
F ST A201 50 99	500+500 mm	F ST F201 50 99	500+500 mm
F ST A201 60 99	600+600 mm	F ST F201 60 99	600+600 mm
F ST A201 80 99	800+800 mm	F ST F201 80 99	800+800 mm

ADDED BAY

PAINTED

← → 1000 mm		← → 1300 mm	
ART.	depth	ART.	depth
F ST B201 30 _ _	300+300 mm	F ST G201 30 _ _	300+300 mm
F ST B201 40 _ _	400+400 mm	F ST G201 40 _ _	400+400 mm
F ST B201 50 _ _	500+500 mm	F ST G201 50 _ _	500+500 mm
F ST B201 60 _ _	600+600 mm	F ST G201 60 _ _	600+600 mm
F ST B201 80 _ _	800+800 mm	F ST G201 80 _ _	800+800 mm

GALVANISED

F ST B201 30 99	300+300 mm	F ST G201 30 99	300+300 mm
F ST B201 40 99	400+400 mm	F ST G201 40 99	400+400 mm
F ST B201 50 99	500+500 mm	F ST G201 50 99	500+500 mm
F ST B201 60 99	600+600 mm	F ST G201 60 99	600+600 mm
F ST B201 80 99	800+800 mm	F ST G201 80 99	800+800 mm

ADDED SPAN BAY WITH CROSS PIECE

PAINTED

← → 1000 mm		← → 1300 mm	
ART.	depth	ART.	depth
F ST C201 30 _ _	300+300 mm	F ST H201 30 _ _	300+300 mm
F ST C201 40 _ _	400+400 mm	F ST H201 40 _ _	400+400 mm
F ST C201 50 _ _	500+500 mm	F ST H201 50 _ _	500+500 mm
F ST C201 60 _ _	600+600 mm	F ST H201 60 _ _	600+600 mm
F ST C201 80 _ _	800+800 mm	F ST H201 80 _ _	800+800 mm

GALVANISED

F ST C201 30 99	300+300 mm	F ST H201 30 99	300+300 mm
F ST C201 40 99	400+400 mm	F ST H201 40 99	400+400 mm
F ST C201 50 99	500+500 mm	F ST H201 50 99	500+500 mm
F ST C201 60 99	600+600 mm	F ST H201 60 99	600+600 mm
F ST C201 80 99	800+800 mm	F ST H201 80 99	800+800 mm

← → LENGTH

METAL COLOURS

RAL 5012 + GALVANISED .54

RAL 7035 + GALVANISED .55

STANDARD BAY WITH REAR WALL

	ART.	1000 mm depth	ART.	1300 mm depth
PAINTED	F ST D201 30 _ _	300+300 mm	F ST L201 30 _ _	300+300 mm
	F ST D201 40 _ _	400+400 mm	F ST L201 40 _ _	400+400 mm
	F ST D201 50 _ _	500+500 mm	F ST L201 50 _ _	500+500 mm
	F ST D201 60 _ _	600+600 mm	F ST L201 60 _ _	600+600 mm
	F ST D201 80 _ _	800+800 mm	F ST L201 80 _ _	800+800 mm
GALVANISED	F ST D201 30 99	300+300 mm	F ST L201 30 99	300+300 mm
	F ST D201 40 99	400+400 mm	F ST L201 40 99	400+400 mm
	F ST D201 50 99	500+500 mm	F ST L201 50 99	500+500 mm
	F ST D201 60 99	600+600 mm	F ST L201 60 99	600+600 mm
	F ST D201 80 99	800+800 mm	F ST L201 80 99	800+800 mm

ADDED BAY WITH REAR WALL

	ART.	1000 mm depth	ART.	1300 mm depth
PAINTED	F ST E201 30 _ _	300+300 mm	F ST M201 30 _ _	300+300 mm
	F ST E201 40 _ _	400+400 mm	F ST M201 40 _ _	400+400 mm
	F ST E201 50 _ _	500+500 mm	F ST M201 50 _ _	500+500 mm
	F ST E201 60 _ _	600+600 mm	F ST M201 60 _ _	600+600 mm
	F ST E201 80 _ _	800+800 mm	F ST M201 80 _ _	800+800 mm
GALVANISED	F ST E201 30 99	300+300 mm	F ST M201 30 99	300+300 mm
	F ST E201 40 99	400+400 mm	F ST M201 40 99	400+400 mm
	F ST E201 50 99	500+500 mm	F ST M201 50 99	500+500 mm
	F ST E201 60 99	600+600 mm	F ST M201 60 99	600+600 mm
	F ST E201 80 99	800+800 mm	F ST M201 80 99	800+800 mm

SPAN WIDTH 1000 mm

Each span bay comes complete with 8 shelves. For 300 mm depths, shelves without stiffeners are supplied with a capacity of 120 kg. For 400/500/600/800 mm depths, shelves complete with stiffeners are supplied with a capacity of 300 kg.

SPAN WIDTH 1300 mm

Each span bay comes complete with 8 shelves. For 300 mm depths, shelves without stiffeners are supplied with a capacity of 100 kg. For 400/500/600/800 mm depths, shelves complete with stiffeners are supplied with a capacity of 230 kg.

SYSTEM F ST

H 2200 mm

STANDARD SPAN BAY WITH CROSS PIECE

PAINTED

ART.	depth	ART.	depth
F ST A220 30 _ _	300 mm	F ST F220 30 _ _	300 mm
F ST A220 40 _ _	400 mm	F ST F220 40 _ _	400 mm
F ST A220 50 _ _	500 mm	F ST F220 50 _ _	500 mm
F ST A220 60 _ _	600 mm	F ST F220 60 _ _	600 mm
F ST A220 80 _ _	800 mm	F ST F220 80 _ _	800 mm

GALVANISED

F ST A220 30 99	300 mm	F ST F220 30 99	300 mm
F ST A220 40 99	400 mm	F ST F220 40 99	400 mm
F ST A220 50 99	500 mm	F ST F220 50 99	500 mm
F ST A220 60 99	600 mm	F ST F220 60 99	600 mm
F ST A220 80 99	800 mm	F ST F220 80 99	800 mm

ADDED BAY

PAINTED

ART.	depth	ART.	depth
F ST B220 30 _ _	300 mm	F ST G220 30 _ _	300 mm
F ST B220 40 _ _	400 mm	F ST G220 40 _ _	400 mm
F ST B220 50 _ _	500 mm	F ST G220 50 _ _	500 mm
F ST B220 60 _ _	600 mm	F ST G220 60 _ _	600 mm
F ST B220 80 _ _	800 mm	F ST G220 80 _ _	800 mm

GALVANISED

F ST B220 30 99	300 mm	F ST G220 30 99	300 mm
F ST B220 40 99	400 mm	F ST G220 40 99	400 mm
F ST B220 50 99	500 mm	F ST G220 50 99	500 mm
F ST B220 60 99	600 mm	F ST G220 60 99	600 mm
F ST B220 80 99	800 mm	F ST G220 80 99	800 mm

ADDED SPAN BAY WITH CROSS PIECE

PAINTED

ART.	depth	ART.	depth
F ST C220 40 _ _	400 mm	F ST H220 40 _ _	400 mm
F ST C220 50 _ _	500 mm	F ST H220 50 _ _	500 mm
F ST C220 60 _ _	600 mm	F ST H220 60 _ _	600 mm
F ST C220 80 _ _	800 mm	F ST H220 80 _ _	800 mm

GALVANISED

F ST C220 40 99	400 mm	F ST H220 40 99	400 mm
F ST C220 50 99	500 mm	F ST H220 50 99	500 mm
F ST C220 60 99	600 mm	F ST H220 60 99	600 mm
F ST C220 80 99	800 mm	F ST H220 80 99	800 mm

LENGTH

METAL COLOURS

RAL 5012 + GALVANISED .54

RAL 7035 + GALVANISED .55

STANDARD BAY WITH REAR WALL

1000 mm

	ART.	depth
PAINTED	F ST D220 30 _ _	300 mm
PAINTED	F ST D220 40 _ _	400 mm
PAINTED	F ST D220 50 _ _	500 mm
PAINTED	F ST D220 60 _ _	600 mm
PAINTED	F ST D220 80 _ _	800 mm
GALVANISED	F ST D220 30 99	300 mm
GALVANISED	F ST D220 40 99	400 mm
GALVANISED	F ST D220 50 99	500 mm
GALVANISED	F ST D220 60 99	600 mm
GALVANISED	F ST D220 80 99	800 mm

1300 mm

	ART.	depth
PAINTED	F ST L220 30 _ _	300 mm
PAINTED	F ST L220 40 _ _	400 mm
PAINTED	F ST L220 50 _ _	500 mm
PAINTED	F ST L220 60 _ _	600 mm
PAINTED	F ST L220 80 _ _	800 mm
GALVANISED	F ST L220 30 99	300 mm
GALVANISED	F ST L220 40 99	400 mm
GALVANISED	F ST L220 50 99	500 mm
GALVANISED	F ST L220 60 99	600 mm
GALVANISED	F ST L220 80 99	800 mm

ADDED BAY WITH REAR WALL

1000 mm

	ART.	depth
PAINTED	F ST E220 30 _ _	300 mm
PAINTED	F ST E220 40 _ _	400 mm
PAINTED	F ST E220 50 _ _	500 mm
PAINTED	F ST E220 60 _ _	600 mm
PAINTED	F ST E220 80 _ _	800 mm
GALVANISED	F ST E220 30 99	300 mm
GALVANISED	F ST E220 40 99	400 mm
GALVANISED	F ST E220 50 99	500 mm
GALVANISED	F ST E220 60 99	600 mm
GALVANISED	F ST E220 80 99	800 mm

1300 mm

	ART.	depth
PAINTED	F ST M220 30 _ _	300 mm
PAINTED	F ST M220 40 _ _	400 mm
PAINTED	F ST M220 50 _ _	500 mm
PAINTED	F ST M220 60 _ _	600 mm
PAINTED	F ST M220 80 _ _	800 mm
GALVANISED	F ST M220 30 99	300 mm
GALVANISED	F ST M220 40 99	400 mm
GALVANISED	F ST M220 50 99	500 mm
GALVANISED	F ST M220 60 99	600 mm
GALVANISED	F ST M220 80 99	800 mm

SPAN WIDTH 1000 mm

Each span bay comes complete with 4 shelves. For 300 mm depths, shelves without stiffeners are supplied with a capacity of 120 kg. For 400/500/600/800 mm depths, shelves complete with stiffeners are supplied with a capacity of 300 kg.

SPAN WIDTH 1300 mm

Each span bay comes complete with 4 shelves. For 300 mm depths, shelves without stiffeners are supplied with a capacity of 100 kg. For 400/500/600/800 mm depths, shelves complete with stiffeners are supplied with a capacity of 230 kg.

WALL FIXING IS MANDATORY.

WALL OR FLOOR FIXING IS MANDATORY.

SYSTEM F ST

H 2200 mm

STANDARD SPAN BAY WITH CROSS PIECE

	↔ 1000 mm		↔ 1300 mm	
	ART.	depth	ART.	depth
PAINTED	F ST A221 30 _ _	300+300 mm	F ST F221 30 _ _	300+300 mm
	F ST A221 40 _ _	400+400 mm	F ST F221 40 _ _	400+400 mm
	F ST A221 50 _ _	500+500 mm	F ST F221 50 _ _	500+500 mm
	F ST A221 60 _ _	600+600 mm	F ST F221 60 _ _	600+600 mm
	F ST A221 80 _ _	800+800 mm	F ST F221 80 _ _	800+800 mm
GALVANISED	F ST A221 30 99	300+300 mm	F ST F221 30 99	300+300 mm
	F ST A221 40 99	400+400 mm	F ST F221 40 99	400+400 mm
	F ST A221 50 99	500+500 mm	F ST F221 50 99	500+500 mm
	F ST A221 60 99	600+600 mm	F ST F221 60 99	600+600 mm
	F ST A221 80 99	800+800 mm	F ST F221 80 99	800+800 mm

ADDED BAY

	↔ 1000 mm		↔ 1300 mm	
	ART.	depth	ART.	depth
PAINTED	F ST B221 30 _ _	300+300 mm	F ST G221 30 _ _	300+300 mm
	F ST B221 40 _ _	400+400 mm	F ST G221 40 _ _	400+400 mm
	F ST B221 50 _ _	500+500 mm	F ST G221 50 _ _	500+500 mm
	F ST B221 60 _ _	600+600 mm	F ST G221 60 _ _	600+600 mm
	F ST B221 80 _ _	800+800 mm	F ST G221 80 _ _	800+800 mm
GALVANISED	F ST B221 30 99	300+300 mm	F ST G221 30 99	300+300 mm
	F ST B221 40 99	400+400 mm	F ST G221 40 99	400+400 mm
	F ST B221 50 99	500+500 mm	F ST G221 50 99	500+500 mm
	F ST B221 60 99	600+600 mm	F ST G221 60 99	600+600 mm
	F ST B221 80 99	800+800 mm	F ST G221 80 99	800+800 mm

ADDED SPAN BAY WITH CROSS PIECE

	↔ 1000 mm		↔ 1300 mm	
	ART.	depth	ART.	depth
PAINTED	F ST C221 30 _ _	300+300 mm	F ST H221 30 _ _	300+300 mm
	F ST C221 40 _ _	400+400 mm	F ST H221 40 _ _	400+400 mm
	F ST C221 50 _ _	500+500 mm	F ST H221 50 _ _	500+500 mm
	F ST C221 60 _ _	600+600 mm	F ST H221 60 _ _	600+600 mm
	F ST C221 80 _ _	800+800 mm	F ST H221 80 _ _	800+800 mm
GALVANISED	F ST C221 30 99	300+300 mm	F ST H221 30 99	300+300 mm
	F ST C221 40 99	400+400 mm	F ST H221 40 99	400+400 mm
	F ST C221 50 99	500+500 mm	F ST H221 50 99	500+500 mm
	F ST C221 60 99	600+600 mm	F ST H221 60 99	600+600 mm
	F ST C221 80 99	800+800 mm	F ST H221 80 99	800+800 mm

↔ LENGTH

METAL COLOURS

RAL 5012 + GALVANISED .54

RAL 7035 + GALVANISED .55

STANDARD BAY WITH REAR WALL

	ART.	depth (1000 mm)	ART.	depth (1300 mm)
PAINTED	F ST D221 30 _ _	300+300 mm	F ST L221 30 _ _	300+300 mm
	F ST D221 40 _ _	400+400 mm	F ST L221 40 _ _	400+400 mm
	F ST D221 50 _ _	500+500 mm	F ST L221 50 _ _	500+500 mm
	F ST D221 60 _ _	600+600 mm	F ST L221 60 _ _	600+600 mm
	F ST D221 80 _ _	800+800 mm	F ST L221 80 _ _	800+800 mm
GALVANISED	F ST D221 30 99	300+300 mm	F ST L221 30 99	300+300 mm
	F ST D221 40 99	400+400 mm	F ST L221 40 99	400+400 mm
	F ST D221 50 99	500+500 mm	F ST L221 50 99	500+500 mm
	F ST D221 60 99	600+600 mm	F ST L221 60 99	600+600 mm
	F ST D221 80 99	800+800 mm	F ST L221 80 99	800+800 mm

ADDED BAY WITH REAR WALL

	ART.	depth (1000 mm)	ART.	depth (1300 mm)
PAINTED	F ST E221 30 _ _	300+300 mm	F ST M221 30 _ _	300+300 mm
	F ST E221 40 _ _	400+400 mm	F ST M221 40 _ _	400+400 mm
	F ST E221 50 _ _	500+500 mm	F ST M221 50 _ _	500+500 mm
	F ST E221 60 _ _	600+600 mm	F ST M221 60 _ _	600+600 mm
	F ST E221 80 _ _	800+800 mm	F ST M221 80 _ _	800+800 mm
GALVANISED	F ST E221 30 99	300+300 mm	F ST M221 30 99	300+300 mm
	F ST E221 40 99	400+400 mm	F ST M221 40 99	400+400 mm
	F ST E221 50 99	500+500 mm	F ST M221 50 99	500+500 mm
	F ST E221 60 99	600+600 mm	F ST M221 60 99	600+600 mm
	F ST E221 80 99	800+800 mm	F ST M221 80 99	800+800 mm

SPAN WIDTH 1000 mm

Each span bay comes complete with 8 shelves. For 300 mm depths, shelves without stiffeners are supplied with a capacity of 120 kg. For 400/500/600/800 mm depths, shelves complete with stiffeners are supplied with a capacity of 300 kg.

SPAN WIDTH 1300 mm

Each span bay comes complete with 8 shelves. For 300 mm depths, shelves without stiffeners are supplied with a capacity of 100 kg. For 400/500/600/800 mm depths, shelves complete with stiffeners are supplied with a capacity of 230 kg.

SYSTEM F ST

Courtesy of Animo S.p.A.

Fami Storage Systems

SYSTEM F ST

H 2500 mm

STANDARD SPAN BAY WITH CROSS PIECE

PAINTED

ART.	depth	ART.	depth
F ST A250 30 _ _	300 mm	F ST F250 30 _ _	300 mm
F ST A250 40 _ _	400 mm	F ST F250 40 _ _	400 mm
F ST A250 50 _ _	500 mm	F ST F250 50 _ _	500 mm
F ST A250 60 _ _	600 mm	F ST F250 60 _ _	600 mm
F ST A250 80 _ _	800 mm	F ST F250 80 _ _	800 mm

GALVANISED

ART.	depth	ART.	depth
F ST A250 30 99	300 mm	F ST F250 30 99	300 mm
F ST A250 40 99	400 mm	F ST F250 40 99	400 mm
F ST A250 50 99	500 mm	F ST F250 50 99	500 mm
F ST A250 60 99	600 mm	F ST F250 60 99	600 mm
F ST A250 80 99	800 mm	F ST F250 80 99	800 mm

ADDED BAY

PAINTED

ART.	depth	ART.	depth
F ST B250 30 _ _	300 mm	F ST G250 30 _ _	300 mm
F ST B250 40 _ _	400 mm	F ST G250 40 _ _	400 mm
F ST B250 50 _ _	500 mm	F ST G250 50 _ _	500 mm
F ST B250 60 _ _	600 mm	F ST G250 60 _ _	600 mm
F ST B250 80 _ _	800 mm	F ST G250 80 _ _	800 mm

GALVANISED

ART.	depth	ART.	depth
F ST B250 30 99	300 mm	F ST G250 30 99	300 mm
F ST B250 40 99	400 mm	F ST G250 40 99	400 mm
F ST B250 50 99	500 mm	F ST G250 50 99	500 mm
F ST B250 60 99	600 mm	F ST G250 60 99	600 mm
F ST B250 80 99	800 mm	F ST G250 80 99	800 mm

ADDED SPAN BAY WITH CROSS PIECE

PAINTED

ART.	depth	ART.	depth
F ST C250 50 _ _	500 mm	F ST H250 50 _ _	500 mm
F ST C250 60 _ _	600 mm	F ST H250 60 _ _	600 mm
F ST C250 80 _ _	800 mm	F ST H250 80 _ _	800 mm

GALVANISED

ART.	depth	ART.	depth
F ST C250 50 99	500 mm	F ST H250 50 99	500 mm
F ST C250 60 99	600 mm	F ST H250 60 99	600 mm
F ST C250 80 99	800 mm	F ST H250 80 99	800 mm

LENGTH

METAL COLOURS

RAL 5012 + GALVANISED .54

RAL 7035 + GALVANISED .55

STANDARD BAY WITH REAR WALL

1000 mm

	ART.	depth
PAINTED	F ST D250 30 _ _	300 mm
PAINTED	F ST D250 40 _ _	400 mm
PAINTED	F ST D250 50 _ _	500 mm
PAINTED	F ST D250 60 _ _	600 mm
PAINTED	F ST D250 80 _ _	800 mm
GALVANISED	F ST D250 30 99	300 mm
GALVANISED	F ST D250 40 99	400 mm
GALVANISED	F ST D250 50 99	500 mm
GALVANISED	F ST D250 60 99	600 mm
GALVANISED	F ST D250 80 99	800 mm

1300 mm

	ART.	depth
PAINTED	F ST L250 30 _ _	300 mm
PAINTED	F ST L250 40 _ _	400 mm
PAINTED	F ST L250 50 _ _	500 mm
PAINTED	F ST L250 60 _ _	600 mm
PAINTED	F ST L250 80 _ _	800 mm
GALVANISED	F ST L250 30 99	300 mm
GALVANISED	F ST L250 40 99	400 mm
GALVANISED	F ST L250 50 99	500 mm
GALVANISED	F ST L250 60 99	600 mm
GALVANISED	F ST L250 80 99	800 mm

ADDED BAY WITH REAR WALL

1000 mm

	ART.	depth
PAINTED	F ST E250 30 _ _	300 mm
PAINTED	F ST E250 40 _ _	400 mm
PAINTED	F ST E250 50 _ _	500 mm
PAINTED	F ST E250 60 _ _	600 mm
PAINTED	F ST E250 80 _ _	800 mm
GALVANISED	F ST E250 30 99	300 mm
GALVANISED	F ST E250 40 99	400 mm
GALVANISED	F ST E250 50 99	500 mm
GALVANISED	F ST E250 60 99	600 mm
GALVANISED	F ST E250 80 99	800 mm

1300 mm

	ART.	depth
PAINTED	F ST M250 30 _ _	300 mm
PAINTED	F ST M250 40 _ _	400 mm
PAINTED	F ST M250 50 _ _	500 mm
PAINTED	F ST M250 60 _ _	600 mm
PAINTED	F ST M250 80 _ _	800 mm
GALVANISED	F ST M250 30 99	300 mm
GALVANISED	F ST M250 40 99	400 mm
GALVANISED	F ST M250 50 99	500 mm
GALVANISED	F ST M250 60 99	600 mm
GALVANISED	F ST M250 80 99	800 mm

SPAN WIDTH 1000 mm

Each span bay comes complete with 5 shelves. For 300 mm depths, shelves without stiffeners are supplied with a capacity of 120 kg. For 400/500/600/800 mm depths, shelves complete with stiffeners are supplied with a capacity of 300 kg.

SPAN WIDTH 1300 mm

Each span bay comes complete with 5 shelves. For 300 mm depths, shelves without stiffeners are supplied with a capacity of 100 kg. For 400/500/600/800 mm depths, shelves complete with stiffeners are supplied with a capacity of 230 kg.

WALL FIXING IS MANDATORY.

WALL OR FLOOR FIXING IS MANDATORY.

SYSTEM F ST

H 2500 mm

STANDARD SPAN BAY WITH CROSS PIECE

	ART.	depth	ART.	depth
		⟷ 1000 mm		⟷ 1300 mm
PAINTED	F ST A251 30 _ _	300+300 mm	F ST F251 30 _ _	300+300 mm
	F ST A251 40 _ _	400+400 mm	F ST F251 40 _ _	400+400 mm
	F ST A251 50 _ _	500+500 mm	F ST F251 50 _ _	500+500 mm
	F ST A251 60 _ _	600+600 mm	F ST F251 60 _ _	600+600 mm
	F ST A251 80 _ _	800+800 mm	F ST F251 80 _ _	800+800 mm
GALVANISED	F ST A251 30 99	300+300 mm	F ST F251 30 99	300+300 mm
	F ST A251 40 99	400+400 mm	F ST F251 40 99	400+400 mm
	F ST A251 50 99	500+500 mm	F ST F251 50 99	500+500 mm
	F ST A251 60 99	600+600 mm	F ST F251 60 99	600+600 mm
	F ST A251 80 99	800+800 mm	F ST F251 80 99	800+800 mm

ADDED BAY

	ART.	depth	ART.	depth
		⟷ 1000 mm		⟷ 1300 mm
PAINTED	F ST B251 30 _ _	300+300 mm	F ST G251 30 _ _	300+300 mm
	F ST B251 40 _ _	400+400 mm	F ST G251 40 _ _	400+400 mm
	F ST B251 50 _ _	500+500 mm	F ST G251 50 _ _	500+500 mm
	F ST B251 60 _ _	600+600 mm	F ST G251 60 _ _	600+600 mm
	F ST B251 80 _ _	800+800 mm	F ST G251 80 _ _	800+800 mm
GALVANISED	F ST B251 30 99	300+300 mm	F ST G251 30 99	300+300 mm
	F ST B251 40 99	400+400 mm	F ST G251 40 99	400+400 mm
	F ST B251 50 99	500+500 mm	F ST G251 50 99	500+500 mm
	F ST B251 60 99	600+600 mm	F ST G251 60 99	600+600 mm
	F ST B251 80 99	800+800 mm	F ST G251 80 99	800+800 mm

ADDED SPAN BAY WITH CROSS PIECE

	ART.	depth	ART.	depth
		⟷ 1000 mm		⟷ 1300 mm
PAINTED	F ST C251 30 _ _	300+300 mm	F ST H251 30 _ _	300+300 mm
	F ST C251 40 _ _	400+400 mm	F ST H251 40 _ _	400+400 mm
	F ST C251 50 _ _	500+500 mm	F ST H251 50 _ _	500+500 mm
	F ST C251 60 _ _	600+600 mm	F ST H251 60 _ _	600+600 mm
	F ST C251 80 _ _	800+800 mm	F ST H251 80 _ _	800+800 mm
GALVANISED	F ST C251 30 99	300+300 mm	F ST H251 30 99	300+300 mm
	F ST C251 40 99	400+400 mm	F ST H251 40 99	400+400 mm
	F ST C251 50 99	500+500 mm	F ST H251 50 99	500+500 mm
	F ST C251 60 99	600+600 mm	F ST H251 60 99	600+600 mm
	F ST C251 80 99	800+800 mm	F ST H251 80 99	800+800 mm

⟷ LENGTH

METAL COLOURS

RAL 5012 + GALVANISED .54

RAL 7035 + GALVANISED .55

STANDARD BAY WITH REAR WALL

1000 mm

	ART.	depth
PAINTED	F ST D251 30 _ _	300+300 mm
PAINTED	F ST D251 40 _ _	400+400 mm
PAINTED	F ST D251 50 _ _	500+500 mm
PAINTED	F ST D251 60 _ _	600+600 mm
PAINTED	F ST D251 80 _ _	800+800 mm
GALVANISED	F ST D251 30 99	300+300 mm
GALVANISED	F ST D251 40 99	400+400 mm
GALVANISED	F ST D251 50 99	500+500 mm
GALVANISED	F ST D251 60 99	600+600 mm
GALVANISED	F ST D251 80 99	800+800 mm

1300 mm

	ART.	depth
PAINTED	F ST L251 30 _ _	300+300 mm
PAINTED	F ST L251 40 _ _	400+400 mm
PAINTED	F ST L251 50 _ _	500+500 mm
PAINTED	F ST L251 60 _ _	600+600 mm
PAINTED	F ST L251 80 _ _	800+800 mm
GALVANISED	F ST L251 30 99	300+300 mm
GALVANISED	F ST L251 40 99	400+400 mm
GALVANISED	F ST L251 50 99	500+500 mm
GALVANISED	F ST L251 60 99	600+600 mm
GALVANISED	F ST L251 80 99	800+800 mm

ADDED BAY WITH REAR WALL

1000 mm

	ART.	depth
PAINTED	F ST E251 30 _ _	300+300 mm
PAINTED	F ST E251 40 _ _	400+400 mm
PAINTED	F ST E251 50 _ _	500+500 mm
PAINTED	F ST E251 60 _ _	600+600 mm
PAINTED	F ST E251 80 _ _	800+800 mm
GALVANISED	F ST E251 30 99	300+300 mm
GALVANISED	F ST E251 40 99	400+400 mm
GALVANISED	F ST E251 50 99	500+500 mm
GALVANISED	F ST E251 60 99	600+600 mm
GALVANISED	F ST E251 80 99	800+800 mm

1300 mm

	ART.	depth
PAINTED	F ST M251 30 _ _	300+300 mm
PAINTED	F ST M251 40 _ _	400+400 mm
PAINTED	F ST M251 50 _ _	500+500 mm
PAINTED	F ST M251 60 _ _	600+600 mm
PAINTED	F ST M251 80 _ _	800+800 mm
GALVANISED	F ST M251 30 99	300+300 mm
GALVANISED	F ST M251 40 99	400+400 mm
GALVANISED	F ST M251 50 99	500+500 mm
GALVANISED	F ST M251 60 99	600+600 mm
GALVANISED	F ST M251 80 99	800+800 mm

SPAN WIDTH 1000 mm

Each span bay comes complete with 10 shelves. For 300 mm depths, shelves without stiffeners are supplied with a capacity of 120 kg. For 400/500/600/800 mm depths, shelves complete with stiffeners are supplied with a capacity of 300 kg.

SPAN WIDTH 1300 mm

Each span bay comes complete with 10 shelves. For 300 mm depths, shelves without stiffeners are supplied with a capacity of 100 kg. For 400/500/600/800 mm depths, shelves complete with stiffeners are supplied with a capacity of 230 kg.

■ WALL OR FLOOR FIXING IS MANDATORY.

SYSTEM F ST

H 3000 mm

STANDARD SPAN BAY WITH CROSS PIECE

	↔ 1000 mm		↔ 1300 mm	
	ART.	depth	ART.	depth
PAINTED	F ST A300 30 _ _	300 mm	F ST F300 30 _ _	300 mm
	F ST A300 40 _ _	400 mm	F ST F300 40 _ _	400 mm
	F ST A300 50 _ _	500 mm	F ST F300 50 _ _	500 mm
	F ST A300 60 _ _	600 mm	F ST F300 60 _ _	600 mm
	F ST A300 80 _ _	800 mm	F ST F300 80 _ _	800 mm
GALVANISED	F ST A300 30 99	300 mm	F ST F300 30 99	300 mm
	F ST A300 40 99	400 mm	F ST F300 40 99	400 mm
	F ST A300 50 99	500 mm	F ST F300 50 99	500 mm
	F ST A300 60 99	600 mm	F ST F300 60 99	600 mm
	F ST A300 80 99	800 mm	F ST F300 80 99	800 mm

ADDED BAY

	↔ 1000 mm		↔ 1300 mm	
	ART.	depth	ART.	depth
PAINTED	F ST B300 30 _ _	300 mm	F ST G300 30 _ _	300 mm
	F ST B300 40 _ _	400 mm	F ST G300 40 _ _	400 mm
	F ST B300 50 _ _	500 mm	F ST G300 50 _ _	500 mm
	F ST B300 60 _ _	600 mm	F ST G300 60 _ _	600 mm
	F ST B300 80 _ _	800 mm	F ST G300 80 _ _	800 mm
GALVANISED	F ST B300 30 99	300 mm	F ST G300 30 99	300 mm
	F ST B300 40 99	400 mm	F ST G300 40 99	400 mm
	F ST B300 50 99	500 mm	F ST G300 50 99	500 mm
	F ST B300 60 99	600 mm	F ST G300 60 99	600 mm
	F ST B300 80 99	800 mm	F ST G300 80 99	800 mm

ADDED SPAN BAY WITH CROSS PIECE

	↔ 1000 mm		↔ 1300 mm	
	ART.	depth	ART.	depth
PAINTED	F ST C300 50 _ _	500 mm	F ST H300 50 _ _	500 mm
	F ST C300 60 _ _	600 mm	F ST H300 60 _ _	600 mm
	F ST C300 80 _ _	800 mm	F ST H300 80 _ _	800 mm
GALVANISED	F ST C300 50 99	500 mm	F ST H300 50 99	500 mm
	F ST C300 60 99	600 mm	F ST H300 60 99	600 mm
	F ST C300 80 99	800 mm	F ST H300 80 99	800 mm

↔ LENGTH

METAL COLOURS

RAL 5012 + GALVANISED .54

RAL 7035 + GALVANISED .55

STANDARD BAY WITH REAR WALL

1000 mm

	ART.	depth
PAINTED	F ST D300 30 _ _	300 mm
PAINTED	F ST D300 40 _ _	400 mm
PAINTED	F ST D300 50 _ _	500 mm
PAINTED	F ST D300 60 _ _	600 mm
PAINTED	F ST D300 80 _ _	800 mm
GALVANISED	F ST D300 30 99	300 mm
GALVANISED	F ST D300 40 99	400 mm
GALVANISED	F ST D300 50 99	500 mm
GALVANISED	F ST D300 60 99	600 mm
GALVANISED	F ST D300 80 99	800 mm

1300 mm

	ART.	depth
PAINTED	F ST L300 30 _ _	300 mm
PAINTED	F ST L300 40 _ _	400 mm
PAINTED	F ST L300 50 _ _	500 mm
PAINTED	F ST L300 60 _ _	600 mm
PAINTED	F ST L300 80 _ _	800 mm
GALVANISED	F ST L300 30 99	300 mm
GALVANISED	F ST L300 40 99	400 mm
GALVANISED	F ST L300 50 99	500 mm
GALVANISED	F ST L300 60 99	600 mm
GALVANISED	F ST L300 80 99	800 mm

ADDED BAY WITH REAR WALL

1000 mm

	ART.	depth
PAINTED	F ST E300 30 _ _	300 mm
PAINTED	F ST E300 40 _ _	400 mm
PAINTED	F ST E300 50 _ _	500 mm
PAINTED	F ST E300 60 _ _	600 mm
PAINTED	F ST E300 80 _ _	800 mm
GALVANISED	F ST E300 30 99	300 mm
GALVANISED	F ST E300 40 99	400 mm
GALVANISED	F ST E300 50 99	500 mm
GALVANISED	F ST E300 60 99	600 mm
GALVANISED	F ST E300 80 99	800 mm

1300 mm

	ART.	depth
PAINTED	F ST M300 30 _ _	300 mm
PAINTED	F ST M300 40 _ _	400 mm
PAINTED	F ST M300 50 _ _	500 mm
PAINTED	F ST M300 60 _ _	600 mm
PAINTED	F ST M300 80 _ _	800 mm
GALVANISED	F ST M300 30 99	300 mm
GALVANISED	F ST M300 40 99	400 mm
GALVANISED	F ST M300 50 99	500 mm
GALVANISED	F ST M300 60 99	600 mm
GALVANISED	F ST M300 80 99	800 mm

SPAN WIDTH 1000 mm

Each span bay comes complete with 6 shelves. For 300 mm depths, shelves without stiffeners are supplied with a capacity of 120 kg. For 400/500/600/800 mm depths, shelves complete with stiffeners are supplied with a capacity of 300 kg.

SPAN WIDTH 1300 mm

Each span bay comes complete with 6 shelves. For 300 mm depths, shelves without stiffeners are supplied with a capacity of 100 kg. For 400/500/600/800 mm depths, shelves complete with stiffeners are supplied with a capacity of 230 kg.

WALL FIXING IS MANDATORY.

WALL OR FLOOR FIXING IS MANDATORY.

SYSTEM F ST

H 3000 mm

STANDARD SPAN BAY WITH CROSS PIECE

	ART.	depth	ART.	depth
		⟷ 1000 mm		⟷ 1300 mm
PAINTED	F ST A301 30 _ _	300+300 mm	F ST F301 30 _ _	300+300 mm
	F ST A301 40 _ _	400+400 mm	F ST F301 40 _ _	400+400 mm
	F ST A301 50 _ _	500+500 mm	F ST F301 50 _ _	500+500 mm
	F ST A301 60 _ _	600+600 mm	F ST F301 60 _ _	600+600 mm
	F ST A301 80 _ _	800+800 mm	F ST F301 80 _ _	800+800 mm
GALVANISED	F ST A301 30 99	300+300 mm	F ST F301 30 99	300+300 mm
	F ST A301 40 99	400+400 mm	F ST F301 40 99	400+400 mm
	F ST A301 50 99	500+500 mm	F ST F301 50 99	500+500 mm
	F ST A301 60 99	600+600 mm	F ST F301 60 99	600+600 mm
	F ST A301 80 99	800+800 mm	F ST F301 80 99	800+800 mm

ADDED BAY

	ART.	depth	ART.	depth
		⟷ 1000 mm		⟷ 1300 mm
PAINTED	F ST B301 30 _ _	300+300 mm	F ST G301 30 _ _	300+300 mm
	F ST B301 40 _ _	400+400 mm	F ST G301 40 _ _	400+400 mm
	F ST B301 50 _ _	500+500 mm	F ST G301 50 _ _	500+500 mm
	F ST B301 60 _ _	600+600 mm	F ST G301 60 _ _	600+600 mm
	F ST B301 80 _ _	800+800 mm	F ST G301 80 _ _	800+800 mm
GALVANISED	F ST B301 30 99	300+300 mm	F ST G301 30 99	300+300 mm
	F ST B301 40 99	400+400 mm	F ST G301 40 99	400+400 mm
	F ST B301 50 99	500+500 mm	F ST G301 50 99	500+500 mm
	F ST B301 60 99	600+600 mm	F ST G301 60 99	600+600 mm
	F ST B301 80 99	800+800 mm	F ST G301 80 99	800+800 mm

ADDED SPAN BAY WITH CROSS PIECE

	ART.	depth	ART.	depth
		⟷ 1000 mm		⟷ 1300 mm
PAINTED	F ST C301 30 _ _	300+300 mm	F ST H301 30 _ _	300+300 mm
	F ST C301 40 _ _	400+400 mm	F ST H301 40 _ _	400+400 mm
	F ST C301 50 _ _	500+500 mm	F ST H301 50 _ _	500+500 mm
	F ST C301 60 _ _	600+600 mm	F ST H301 60 _ _	600+600 mm
	F ST C301 80 _ _	800+800 mm	F ST H301 80 _ _	800+800 mm
GALVANISED	F ST C301 30 99	300+300 mm	F ST H301 30 99	300+300 mm
	F ST C301 40 99	400+400 mm	F ST H301 40 99	400+400 mm
	F ST C301 50 99	500+500 mm	F ST H301 50 99	500+500 mm
	F ST C301 60 99	600+600 mm	F ST H301 60 99	600+600 mm
	F ST C301 80 99	800+800 mm	F ST H301 80 99	800+800 mm

⟷ LENGTH

METAL COLOURS

RAL 5012 + GALVANISED .54

RAL 7035 + GALVANISED .55

STANDARD BAY WITH REAR WALL

1000 mm

	ART.	depth
PAINTED	F ST D301 30 _ _	300+300 mm
PAINTED	F ST D301 40 _ _	400+400 mm
PAINTED	F ST D301 50 _ _	500+500 mm
PAINTED	F ST D301 60 _ _	600+600 mm
PAINTED	F ST D301 80 _ _	800+800 mm
GALVANISED	F ST D301 30 99	300+300 mm
GALVANISED	F ST D301 40 99	400+400 mm
GALVANISED	F ST D301 50 99	500+500 mm
GALVANISED	F ST D301 60 99	600+600 mm
GALVANISED	F ST D301 80 99	800+800 mm

1300 mm

	ART.	depth
PAINTED	F ST L301 30 _ _	300+300 mm
PAINTED	F ST L301 40 _ _	400+400 mm
PAINTED	F ST L301 50 _ _	500+500 mm
PAINTED	F ST L301 60 _ _	600+600 mm
PAINTED	F ST L301 80 _ _	800+800 mm
GALVANISED	F ST L301 30 99	300+300 mm
GALVANISED	F ST L301 40 99	400+400 mm
GALVANISED	F ST L301 50 99	500+500 mm
GALVANISED	F ST L301 60 99	600+600 mm
GALVANISED	F ST L301 80 99	800+800 mm

ADDED BAY WITH REAR WALL

1000 mm

	ART.	depth
PAINTED	F ST E301 30 _ _	300+300 mm
PAINTED	F ST E301 40 _ _	400+400 mm
PAINTED	F ST E301 50 _ _	500+500 mm
PAINTED	F ST E301 60 _ _	600+600 mm
PAINTED	F ST E301 80 _ _	800+800 mm
GALVANISED	F ST E301 30 99	300+300 mm
GALVANISED	F ST E301 40 99	400+400 mm
GALVANISED	F ST E301 50 99	500+500 mm
GALVANISED	F ST E301 60 99	600+600 mm
GALVANISED	F ST E301 80 99	800+800 mm

1300 mm

	ART.	depth
PAINTED	F ST M301 30 _ _	300+300 mm
PAINTED	F ST M301 40 _ _	400+400 mm
PAINTED	F ST M301 50 _ _	500+500 mm
PAINTED	F ST M301 60 _ _	600+600 mm
PAINTED	F ST M301 80 _ _	800+800 mm
GALVANISED	F ST M301 30 99	300+300 mm
GALVANISED	F ST M301 40 99	400+400 mm
GALVANISED	F ST M301 50 99	500+500 mm
GALVANISED	F ST M301 60 99	600+600 mm
GALVANISED	F ST M301 80 99	800+800 mm

SPAN WIDTH 1000 mm

Each span bay comes complete with 12 shelves. For 300 mm depths, shelves without stiffeners are supplied with a capacity of 120 kg. For 400/500/600/800 mm depths, shelves complete with stiffeners are supplied with a capacity of 300 kg.

SPAN WIDTH 1300 mm

Each span bay comes complete with 12 shelves. For 300 mm depths, shelves without stiffeners are supplied with a capacity of 100 kg. For 400/500/600/800 mm depths, shelves complete with stiffeners are supplied with a capacity of 230 kg.

■ WALL OR FLOOR FIXING IS MANDATORY.

SYSTEM F ST

Courtesy of Animo S.p.A.

SYSTEM F ST

SIDE PANELS: UPRIGHTS WITH CROSS MEMBERS

UPRIGHTS HEIGHT 1000 mm H



GALVANISED

ART.	depth
F ST 0100 30 99	300 mm
F ST 0100 40 99	400 mm
F ST 0100 50 99	500 mm
F ST 0100 60 99	600 mm
F ST 0100 80 99	800 mm

Side panels with 2 cross members

PAINTED

ART.	depth
F ST 0100 30 _ _	300 mm
F ST 0100 40 _ _	400 mm
F ST 0100 50 _ _	500 mm
F ST 0100 60 _ _	600 mm
F ST 0100 80 _ _	800 mm

Side panels with 2 cross members

UPRIGHTS HEIGHT 2000 mm H



GALVANISED

ART.	depth
F ST 0200 30 99	300 mm
F ST 0200 40 99	400 mm
F ST 0200 50 99	500 mm
F ST 0200 60 99	600 mm
F ST 0200 80 99	800 mm

Side panels with 4 cross members

PAINTED

ART.	depth
F ST 0200 30 _ _	300 mm
F ST 0200 40 _ _	400 mm
F ST 0200 50 _ _	500 mm
F ST 0200 60 _ _	600 mm
F ST 0200 80 _ _	800 mm

Side panels with 4 cross members

UPRIGHTS HEIGHT 2200 mm H

GALVANISED

ART.	depth
F ST 0220 30 99	300 mm
F ST 0220 40 99	400 mm
F ST 0220 50 99	500 mm
F ST 0220 60 99	600 mm
F ST 0220 80 99	800 mm

Side panels with 4 cross members

PAINTED

ART.	depth
F ST 0220 30 _ _	300 mm
F ST 0220 40 _ _	400 mm
F ST 0220 50 _ _	500 mm
F ST 0220 60 _ _	600 mm
F ST 0220 80 _ _	800 mm

Side panels with 4 cross members

METAL COLOURS

RAL 5012 + GALVANISED .54

RAL 7035 + GALVANISED .55

UPRIGHTS HEIGHT 2500 mm H

GALVANISED

ART.	depth
F ST 0250 30 99	300 mm
F ST 0250 40 99	400 mm
F ST 0250 50 99	500 mm
F ST 0250 60 99	600 mm
F ST 0250 80 99	800 mm

Side panels with 6 cross members

PAINTED

ART.	depth
F ST 0250 30 _ _	300 mm
F ST 0250 40 _ _	400 mm
F ST 0250 50 _ _	500 mm
F ST 0250 60 _ _	600 mm
F ST 0250 80 _ _	800 mm

Side panels with 6 cross members



UPRIGHTS HEIGHT 3000 mm H

GALVANISED

ART.	depth
F ST 0300 30 99	300 mm
F ST 0300 40 99	400 mm
F ST 0300 50 99	500 mm
F ST 0300 60 99	600 mm
F ST 0300 80 99	800 mm

Side panels with 6 cross members

PAINTED

ART.	depth
F ST 0300 30 _ _	300 mm
F ST 0300 40 _ _	400 mm
F ST 0300 50 _ _	500 mm
F ST 0300 60 _ _	600 mm
F ST 0300 80 _ _	800 mm

Side panels with 6 cross members

FIXING

WALL FIXING BRACKET

ART. F ST 0710 00 99

All side panels that must be fixed to the wall are supplied as standard with special fixing brackets.

FLOOR FIXING SET

ART. F NC 8999 00 99

Floor fixing kit consisting of 2 M8x75 mm steel expansion bolts for non-cracked concrete floors, class higher than or equal to: C20/25.

SIDE-TO-SIDE FIXING SET

ART. F ST 0720 00 99

These clips are made of galvanised steel and are inserted into the back of the sides. Each fixing set consists of 4 clips supplied with galvanised finish.

ALL SIDE PANELS ARE SUPPLIED NOT ASSEMBLED AND COMPLETE WITH FEET

WALL FIXING IS MANDATORY.

WALL OR FLOOR FIXING IS MANDATORY.

SYSTEM F ST

SIDE PANELS: UPRIGHTS WITH CROSS MEMBERS AND MIDDLE WALLS

UPRIGHTS HEIGHT 1000 mm H

GALVANISED

ART.	depth
F ST 0101 30 99	300 mm
F ST 0101 40 99	400 mm
F ST 0101 50 99	500 mm
F ST 0101 60 99	600 mm
F ST 0101 80 99	800 mm

Side panel with 2 cross members and middle wall

PAINTED

ART.	depth
F ST 0101 30 _ _	300 mm
F ST 0101 40 _ _	400 mm
F ST 0101 50 _ _	500 mm
F ST 0101 60 _ _	600 mm
F ST 0101 80 _ _	800 mm

Side panel with 2 cross members and middle wall

UPRIGHTS HEIGHT 2000 mm H

GALVANISED

ART.	depth
F ST 0202 30 99	300 mm
F ST 0202 40 99	400 mm
F ST 0202 50 99	500 mm
F ST 0202 60 99	600 mm
F ST 0202 80 99	800 mm

Side panel with 2 cross members and middle walls

PAINTED

ART.	depth
F ST 0202 30 _ _	300 mm
F ST 0202 40 _ _	400 mm
F ST 0202 50 _ _	500 mm
F ST 0202 60 _ _	600 mm
F ST 0202 80 _ _	800 mm

Side panel with 2 cross members and middle walls

UPRIGHTS HEIGHT 2200 mm H

GALVANISED

ART.	depth
F ST 0223 30 99	300 mm
F ST 0223 40 99	400 mm
F ST 0223 50 99	500 mm
F ST 0223 60 99	600 mm
F ST 0223 80 99	800 mm

Side panel with 2 cross members and middle walls

PAINTED

ART.	depth
F ST 0223 30 _ _	300 mm
F ST 0223 40 _ _	400 mm
F ST 0223 50 _ _	500 mm
F ST 0223 60 _ _	600 mm
F ST 0223 80 _ _	800 mm

Side panel with 2 cross members and middle walls

METAL COLOURS

RAL 5012 + GALVANISED .54

RAL 7035 + GALVANISED .55

UPRIGHTS HEIGHT 2500 mm H

GALVANISED

ART.	depth
F ST 0254 30 99	300 mm
F ST 0254 40 99	400 mm
F ST 0254 50 99	500 mm
F ST 0254 60 99	600 mm
F ST 0254 80 99	800 mm

Side panel with 2 cross members and middle walls

PAINTED

ART.	depth
F ST 0254 30 _ _	300 mm
F ST 0254 40 _ _	400 mm
F ST 0254 50 _ _	500 mm
F ST 0254 60 _ _	600 mm
F ST 0254 80 _ _	800 mm

Side panel with 2 cross members and middle walls

UPRIGHTS HEIGHT 3000 mm H

GALVANISED

ART.	depth
F ST 0305 30 99	300 mm
F ST 0305 40 99	400 mm
F ST 0305 50 99	500 mm
F ST 0305 60 99	600 mm
F ST 0305 80 99	800 mm

Side panel with 2 cross members and middle walls

PAINTED

ART.	depth
F ST 0305 30 _ _	300 mm
F ST 0305 40 _ _	400 mm
F ST 0305 50 _ _	500 mm
F ST 0305 60 _ _	600 mm
F ST 0305 80 _ _	800 mm

Side panel with 2 cross members and middle walls

FIXING

WALL FIXING BRACKET

ART. F ST 0710 00 99

All side panels that must be fixed to the wall are supplied as standard with special fixing brackets.

FLOOR FIXING SET

ART. F NC 8999 00 99

Floor fixing kit consisting of 2 M8x75 mm steel expansion bolts for non-cracked concrete floors, class higher than or equal to: C20/25.

SIDE-TO-SIDE FIXING SET

ART. F ST 0720 00 99

These clips are made of galvanised steel and are inserted into the back of the sides. Each fixing set consists of 4 clips supplied with galvanised finish.

ALL SIDE PANELS ARE SUPPLIED NOT ASSEMBLED AND COMPLETE WITH FEET

WALL FIXING IS MANDATORY.

WALL OR FLOOR FIXING IS MANDATORY.

SYSTEM F ST

SLOTTED SHELVES

These shelves are slotted to a 40.5 mm pitch to allow for the insertion of vertical dividers or partitioning elements. On the long sides they feature a special moulding to enhance the sturdy construction of the shelves. By inserting stiffeners, which can be applied without screws, the shelf capacity can be increased.



Supplied with 4 hooks

1000 mm

GALVANISED

ART.	dim. mm	no. of stiffeners	kg
F ST 1030 00 99	300x35 H	-	120
F ST 1040 00 99	400x35 H	-	120
F ST 1040 01 99	400x35 H	1	300
F ST 1050 00 99	500x35 H	-	120
F ST 1050 01 99	500x35 H	1	300
F ST 1050 02 99	500x35 H	2	400
F ST 1060 00 99	600x35 H	-	120
F ST 1060 01 99	600x35 H	1	300
F ST 1060 02 99	600x35 H	2	400
F ST 1080 00 99	800x35 H	-	120
F ST 1080 01 99	800x35 H	1	300
F ST 1080 02 99	800x35 H	2	400

PAINTED

ART.	dim. mm	no. of stiffeners	kg
F ST 1030 00 _ _	300x35 H	-	120
F ST 1040 00 _ _	400x35 H	-	120
F ST 1040 01 _ _	400x35 H	1	300
F ST 1050 00 _ _	500x35 H	-	120
F ST 1050 01 _ _	500x35 H	1	300
F ST 1050 02 _ _	500x35 H	2	400
F ST 1060 00 _ _	600x35 H	-	120
F ST 1060 01 _ _	600x35 H	1	300
F ST 1060 02 _ _	600x35 H	2	400
F ST 1080 00 _ _	800x35 H	-	120
F ST 1080 01 _ _	800x35 H	1	300
F ST 1080 02 _ _	800x35 H	2	400

1300 mm

GALVANISED

ART.	dim. mm	no. of stiffeners	kg
F ST 1130 00 99	300x35 H	-	100
F ST 1140 00 99	400x35 H	-	100
F ST 1140 01 99	400x35 H	1	230
F ST 1150 00 99	500x35 H	-	100
F ST 1150 01 99	500x35 H	1	230
F ST 1150 02 99	500x35 H	2	300
F ST 1160 00 99	600x35 H	-	100
F ST 1160 01 99	600x35 H	1	230
F ST 1160 02 99	600x35 H	2	300
F ST 1180 00 99	800x35 H	-	100
F ST 1180 01 99	800x35 H	1	230
F ST 1180 02 99	800x35 H	2	300

PAINTED

ART.	dim. mm	no. of stiffeners	kg
F ST 1130 00 _ _	300x35 H	-	100
F ST 1140 00 _ _	400x35 H	-	100
F ST 1140 01 _ _	400x35 H	1	230
F ST 1150 00 _ _	500x35 H	-	100
F ST 1150 01 _ _	500x35 H	1	230
F ST 1150 02 _ _	500x35 H	2	300
F ST 1160 00 _ _	600x35 H	-	100
F ST 1160 01 _ _	600x35 H	1	230
F ST 1160 02 _ _	600x35 H	2	300
F ST 1180 00 _ _	800x35 H	-	100
F ST 1180 01 _ _	800x35 H	1	230
F ST 1180 02 _ _	800x35 H	2	300

kg CAPACITY ⟷ LENGTH

METAL COLOURS

RAL 5012 .04

RAL 7035 .08

ALL THE SHELVES OF THIS SERIES ARE SUPPLIED WITH LOAD CAPACITY STICKERS

1000 mm

SPARE GALVANISED STIFFENER

ART. R FST 0005 99

1300 mm

SPARE GALVANISED STIFFENER

ART. R FST 0006 99

SET OF 2 SPARE GALVANISED SIDE STIFFENERS FOR SHELVES WITH DEPTH 800 mm

ART. R FST 0004 99

Courtesy of Animo S.p.A.

SYSTEM F ST

METAL COLOURS

RAL 5012 .04

RAL 7035 .08

REAR WALLS

Rear walls have to be fixed to the rack from the front and without using screws. This system makes assembly easier particularly if the rack is placed against a wall. Multiple rear wall items are supplied depending on the height of the shelving system.

1000 mm

GALVANISED

ART.	dim. mm
F ST 2020 10 99	1000x2000 H
F ST 2022 10 99	1000x2200 H
F ST 2025 10 99	1000x2500 H
F ST 2030 10 99	1000x3000 H

PAINTED

ART.	dim. mm
F ST 2020 10 _ _	1000x2000 H
F ST 2022 10 _ _	1000x2200 H
F ST 2025 10 _ _	1000x2500 H
F ST 2030 10 _ _	1000x3000 H

1300 mm

GALVANISED

ART.	dim. mm
F ST 2020 13 99	1300x2000 H
F ST 2022 13 99	1300x2200 H
F ST 2025 13 99	1300x2500 H
F ST 2030 13 99	1300x3000 H

PAINTED

ART.	dim. mm
F ST 2020 13 _ _	1300x2000 H
F ST 2022 13 _ _	1300x2200 H
F ST 2025 13 _ _	1300x2500 H
F ST 2030 13 _ _	1300x3000 H

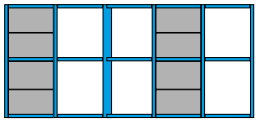

IT IS REQUIRED TO FIT ONE REAR WALL EVERY AT LEAST 3 SPAN LENGTHS.

LENGTH

STIFFENING BARS

This set consists of 4 stiffening bars complete with 8 supports and is used to strengthen the racking system without having to use cross pieces or rear closures.
For each bay span, 2 stiffening bars must be fitted at the top and 2 stiffening bars must be fitted at the bottom.

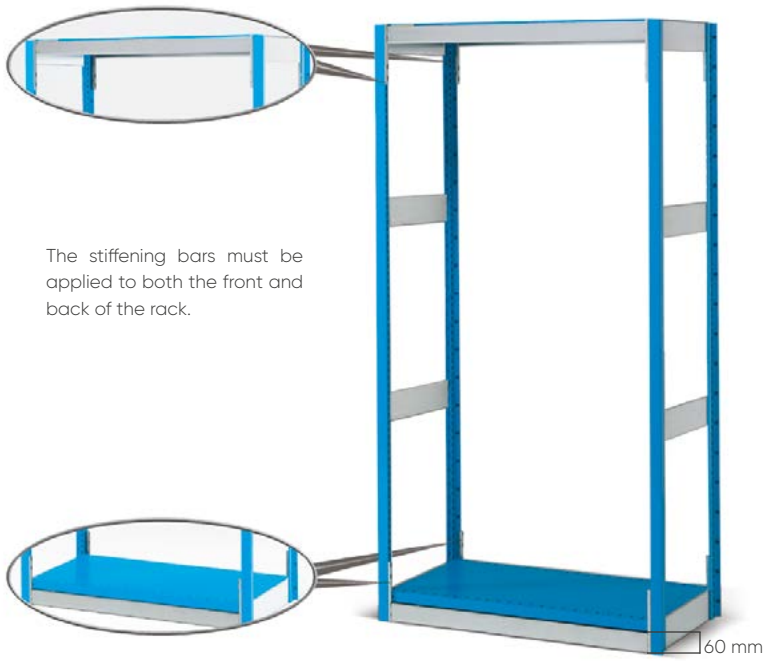

ART.	For bay lengths of mm
F ST 9550 01 99	1000
F ST 9560 01 99	1300

Galvanised finish
Set of 4 stiffening bars complete with 8 supports

IT IS MANDATORY TO FIT A SET OF STIFFENING BARS FOR EACH SPAN LENGTH

SYSTEM F ST

STIFFENING CROSS BRACINGS

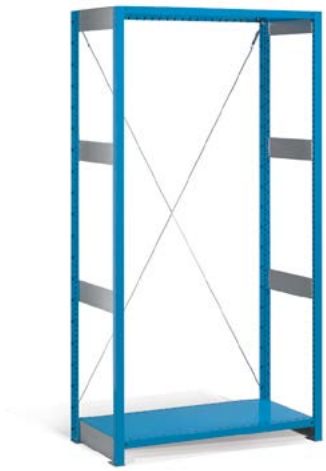

The cross bracings are fixed to the rack from the front and without using screws. This system makes assembly easier particularly if the rack is placed against a wall.

1000 mm

ART.	dim. mm
F ST 7110 00 99	1000x1000 H
F ST 7120 00 99	1000x2000 H
F ST 7122 00 99	1000x2200 H
F ST 7125 00 99	1000x2500 H
F ST 7130 00 99	1000x3000 H

Galvanised finish

1300 mm

ART.	dim. mm
F ST 7210 00 99	1300x1000 H
F ST 7220 00 99	1300x2000 H
F ST 7222 00 99	1300x2200 H
F ST 7225 00 99	1300x2500 H
F ST 7230 00 99	1300x3000 H

Galvanised finish

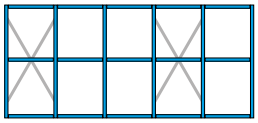

IT IS REQUIRED TO FIT ONE CROSS BRACING EVERY AT LEAST 3 SPAN LENGTHS.

LENGTH

MESH BACK PANELS



Mesh size 40.5x100 mm H

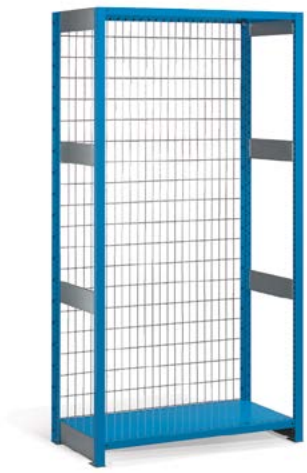

Rear mesh panels have to be fixed to the rack from the front without using screws and with special galvanised hooks. This system makes assembly easier particularly if the rack is placed against a wall.

1000 mm

ART.	dim. mm
F ST 2820 10 99	1000x2000 H
F ST 2822 10 99	1000x2200 H
F ST 2825 10 99	1000x2500 H
F ST 2830 10 99	1000x3000 H

Galvanised finish

1300 mm

ART.	dim. mm
F ST 2820 13 99	1300x2000 H
F ST 2822 13 99	1300x2200 H
F ST 2825 13 99	1300x2500 H
F ST 2830 13 99	1300x3000 H

Galvanised finish

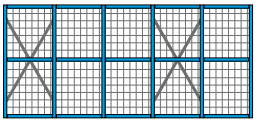

IT IS REQUIRED TO FIT ONE CROSS BRACING EVERY AT LEAST 3 SPAN LENGTHS.

SET OF 14 GALVANISED SPARE HOOKS FOR MESH PANELS

ART. R FST 0002 99

SYSTEM F ST

METAL COLOURS

RAL 5012 .04

RAL 7035 .08

NON-PERFORATED SIDE WALLS

The side walls are fitted to the sides by means of special clips and without using screws

GALVANISED

	ART.	For side panel dimensions of mm
1000 mm	F ST 2210 30 99	300x1000 H
	F ST 2210 40 99	400x1000 H
	F ST 2210 50 99	500x1000 H
	F ST 2210 60 99	600x1000 H
	F ST 2210 80 99	800x1000 H
2000 mm	F ST 2220 30 99	300x2000 H
	F ST 2220 40 99	400x2000 H
	F ST 2220 50 99	500x2000 H
	F ST 2220 60 99	600x2000 H
	F ST 2220 80 99	800x2000 H
2200 mm	F ST 2222 30 99	300x2200 H
	F ST 2222 40 99	400x2200 h
	F ST 2222 50 99	500x2200 H
	F ST 2222 60 99	600x2200 H
	F ST 2222 80 99	800x2200 H
2500 mm	F ST 2225 30 99	300x2500 H
	F ST 2225 40 99	400x2500 H
	F ST 2225 50 99	500x2500 H
	F ST 2225 60 99	600x2500 H
	F ST 2225 80 99	800x2500 H
3000 mm	F ST 2230 30 99	300x3000 H
	F ST 2230 40 99	400x3000 H
	F ST 2230 50 99	500x3000 H
	F ST 2230 60 99	600x3000 H
	F ST 2230 80 99	800x3000 H

PAINTED

	ART.	For side panel dimensions of mm
1000 mm	F ST 2210 30 _ _	300x1000 H
	F ST 2210 40 _ _	400x1000 H
	F ST 2210 50 _ _	500x1000 H
	F ST 2210 60 _ _	600x1000 H
	F ST 2210 80 _ _	800x1000 H
2000 mm	F ST 2220 30 _ _	300x2000 H
	F ST 2220 40 _ _	400x2000 H
	F ST 2220 50 _ _	500x2000 H
	F ST 2220 60 _ _	600x2000 H
	F ST 2220 80 _ _	800x2000 H
2200 mm	F ST 2222 30 _ _	300x2200 H
	F ST 2222 40 _ _	400x2200 H
	F ST 2222 50 _ _	500x2200 H
	F ST 2222 60 _ _	600x2200 H
	F ST 2222 80 _ _	800x2200 H
2500 mm	F ST 2225 30 _ _	300x2500 H
	F ST 2225 40 _ _	400x2500 H
	F ST 2225 50 _ _	500x2500 H
	F ST 2225 60 _ _	600x2500 H
	F ST 2225 80 _ _	800x2500 H
3000 mm	F ST 2230 30 _ _	300x3000 H
	F ST 2230 40 _ _	400x3000 H
	F ST 2230 50 _ _	500x3000 H
	F ST 2230 60 _ _	600x3000 H
	F ST 2230 80 _ _	800x3000 H

METAL COLOURS

RAL 5012 .04

RAL 7035 .08

PERFORATED SIDE WALLS

The side walls are fitted to the sides by means of special clips and without using screws

GALVANISED

	ART.	For side panel dimensions of mm
1000 mm	F ST 2310 30 99	300x1000 H
	F ST 2310 40 99	400x1000 H
	F ST 2310 50 99	500x1000 H
	F ST 2310 60 99	600x1000 H
	F ST 2310 80 99	800x1000 H
2000 mm	F ST 2320 30 99	300x2000 H
	F ST 2320 40 99	400x2000 H
	F ST 2320 50 99	500x2000 H
	F ST 2320 60 99	600x2000 H
	F ST 2320 80 99	800x2000 H
2200 mm	F ST 2322 30 99	300x2200 H
	F ST 2322 40 99	400x2200 H
	F ST 2322 50 99	500x2200 H
	F ST 2322 60 99	600x2200 H
	F ST 2322 80 99	800x2200 H
2500 mm	F ST 2325 30 99	300x2500 H
	F ST 2325 40 99	400x2500 H
	F ST 2325 50 99	500x2500 H
	F ST 2325 60 99	600x2500 H
	F ST 2325 80 99	800x2500 H
3000 mm	F ST 2330 30 99	300x3000 H
	F ST 2330 40 99	400x3000 H
	F ST 2330 50 99	500x3000 H
	F ST 2330 60 99	600x3000 H
	F ST 2330 80 99	800x3000 H

PAINTED

	ART.	For side panel dimensions of mm
1000 mm	F ST 2310 30 _ _	300x1000 H
	F ST 2310 40 _ _	400x1000 H
	F ST 2310 50 _ _	500x1000 H
	F ST 2310 60 _ _	600x1000 H
	F ST 2310 80 _ _	800x1000 H
2000 mm	F ST 2320 30 _ _	300x2000 H
	F ST 2320 40 _ _	400x2000 H
	F ST 2320 50 _ _	500x2000 H
	F ST 2320 60 _ _	600x2000 H
	F ST 2320 80 _ _	800x2000 H
2200 mm	F ST 2322 30 _ _	300x2200 H
	F ST 2322 40 _ _	400x2200 H
	F ST 2322 50 _ _	500x2200 H
	F ST 2322 60 _ _	600x2200 H
	F ST 2322 80 _ _	800x2200 H
2500 mm	F ST 2325 30 _ _	300x2500 H
	F ST 2325 40 _ _	400x2500 H
	F ST 2325 50 _ _	500x2500 H
	F ST 2325 60 _ _	600x2500 H
	F ST 2325 80 _ _	800x2500 H
3000 mm	F ST 2330 30 _ _	300x3000 H
	F ST 2330 40 _ _	400x3000 H
	F ST 2330 50 _ _	500x3000 H
	F ST 2330 60 _ _	600x3000 H
	F ST 2330 80 _ _	800x3000 H

SYSTEM F ST

METAL COLOURS

RAL 5012	RAL 7035
.04	.08

HINGED DOORS

ART.	dim. mm	
F ST 5110 00 _ _	1000x1000 H	key
F ST 5120 00 _ _	1000x2000 H	key
F ST 5210 00 _ _	1300x1000 H	key
F ST 5220 00 _ _	1300x2000 H	key

The hinged doors have a footprint depth of 22 mm and a pair of doors is used to close 1 span. Supplied for 1000 mm and 1300 mm bay lengths, they are easy to install (only 4 screws are required for one pair of doors.) The doors are supplied with cylinder locks with 2 keys.

SLIDING DOORS

ART.	dim. mm	
F ST 5720 00 _ _	2000x2000 H	key
F ST 5820 00 _ _	2600x2000 H	key

The sliding doors have a footprint depth of 80 mm and one pair of doors is used to close 2 spans. Supplied for 1000 mm and 1300 mm bay lengths, they are easy to install (only 6 screws are required for one pair of doors.) The doors are equipped with a security lock and two keys.

BASE PLINTHS

Base plinths are used to close the bottom part of shelving systems. Their installation does not require the use of screws and they are supplied in two lengths of 1000 mm and 1300 mm

GALVANISED

ART.	dim. mm
F ST 7510 00 99	1000
F ST 7520 00 99	1300

PAINTED

ART.	dim. mm
F ST 7510 00 _ _	1000
F ST 7520 00 _ _	1300

VERTICAL GALVANISED DIVIDERS FOR SHELVES

SHELF DEPTH 300 mm

ART.	Working space mm	Distance between shelves mm
F ST 9000 00 99	165	200
F ST 9005 00 99	215	250
F ST 9010 00 99	265	300
F ST 9015 00 99	315	350
F ST 9020 00 99	365	400
F ST 9025 00 99	415	450

SHELF DEPTH 400 mm

ART.	Working space mm	Distance between shelves mm
F ST 9030 00 99	165	200
F ST 9035 00 99	215	250
F ST 9040 00 99	265	300
F ST 9045 00 99	315	350
F ST 9050 00 99	365	400
F ST 9055 00 99	415	450

SHELF DEPTH 500 mm

ART.	Working space mm	Distance between shelves mm
F ST 9060 00 99	165	200
F ST 9065 00 99	215	250
F ST 9070 00 99	265	300
F ST 9075 00 99	315	350
F ST 9080 00 99	365	400
F ST 9085 00 99	415	450

SHELF DEPTH 600 mm

ART.	Working space mm	Distance between shelves mm
F ST 9090 00 99	165	200
F ST 9095 00 99	215	250
F ST 9100 00 99	265	300
F ST 9105 00 99	315	350
F ST 9110 00 99	365	400
F ST 9115 00 99	415	450

SHELF DEPTH 800 mm

ART.	Working space mm	Distance between shelves mm
F ST 9150 00 99	165	200
F ST 9155 00 99	215	250
F ST 9160 00 99	265	300
F ST 9165 00 99	315	350
F ST 9170 00 99	365	400
F ST 9175 00 99	415	450

SYSTEM F ST

GALVANISED PARTITIONS FOR SHELVES

ART.	Rack depth mm
F ST 9230 00 99	300
F ST 9240 00 99	400
F ST 9250 00 99	500
F ST 9260 00 99	600
F ST 9280 00 99	800

The partitions are inserted into the slots provided in the shelves to a pitch of 40.5 mm. They have a height of 100 mm and are only supplied pre-galvanised. The distance between shelves must be at least 150 mm to allow for partition insertion.

METAL COLOURS

GALVANISED
.99

SET OF EDGE STRIPS WITH 2 TRAPEZOIDAL DIVIDERS



GALVANISED

ART.	Rack depth mm
F ST 9510 30 99	300
F ST 9510 40 99	400
F ST 9510 50 99	500
F ST 9510 60 99	600



GALVANISED

ART.	Rack depth mm
F ST 9520 30 99	300
F ST 9520 40 99	400
F ST 9520 50 99	500
F ST 9520 60 99	600

Both strips are provided with slots with a 50 mm gap for inserting dividers. Installation is quick and easy without the use of screws.

ADDITIONAL GALVANISED TRAPEZOIDAL DIVIDERS

ART.	Rack depth mm
F ST 9630 00 99	300
F ST 9640 00 99	400
F ST 9650 00 99	500
F ST 9660 00 99	600

LENGTH

SYSTEM F ST

METAL COLOURS

RAL 5012	RAL 7035
.04	.08

PLAIN EXTENSION DRAWERS

ART.	Usable dim. mm	Front height mm	kg	
F ST 8510 00 _ _	906x447x85 H	100	50	88%

Up to 6 drawers can be inserted for each span and the maximum inserting height is 1000 mm.

TELESCOPIC EXTENSION DRAWERS

ART.	Usable dim. mm	Front height mm	kg	
F ST 8610 00 _ _	906x447x85 H	100	100	100%

Up to 3 drawers can be inserted for each span (or 6 if the capacity is reduced to 50 kg) and the maximum inserting height is 1000 mm.

Drawers can be supplied with plain extension (88% extensible) guides or telescopic extension (100% extensible) guides with a 100 mm front height. The slotted internal walls and perforated bottom with 17 mm pitch allow for easy insertion and fastening (through screws) of the metal dividers. Made of sheet steel, they are only suitable for span lengths of 1000 mm and depths of 500 mm.

DIN A4 HANGING FOLDER HOLDER FRAME, TELESCOPIC

ART.	dim. mm	kg	
F ST 7850 00 07	990x500	30	100%

Colour: black RAL 9005
The frames are only suitable for span lengths of 1000 mm and depths of 500 mm.

kg CAPACITY EXTENSION

CONNECTING CROSS BARS BETWEEN SHELVES

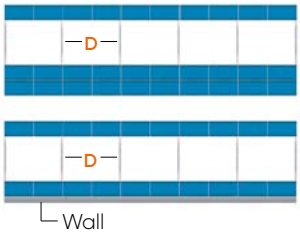

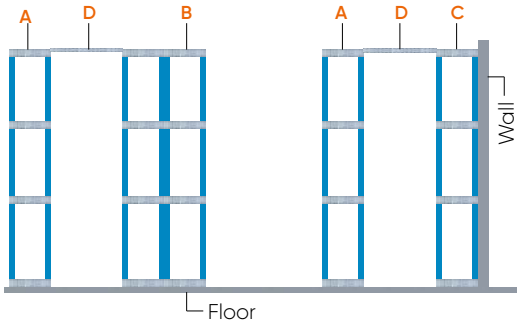

A	Side panel fixing via a cross bar.
B	Double side panel with floor fixing.
C	Single side panel with wall fixing.
D	Top connecting cross bar.

- EXTERNAL SIDE WALLS MUST ALWAYS BE CONNECTED
- INTERNAL SIDE WALLS MUST BE CONNECTED EVERY OTHER BAY.

The connecting cross bar is used for side panels that must be secured but cannot be secured to the wall itself. In this case, the side panel must be connected to a double wall with floor fixing or a fixed wall panel.

AISLES:

If, by installing the shelving system, passageways or aisles adjacent to the shelving system are created, the shelving system must be closed with metal sheet panels or mesh panels on all sides not used for picking up material, and the passageways or aisles must have the following widths:

- Aisles used for manually picking or placing material from or on to the shelves without drawers and without the use of hand-pushed trolleys: minimum width of 800 mm.

- Aisles used for picking or placing material by means of hand-pushed trolleys: with or without drawers in the racking system: minimum width 1250 mm.

- Aisles used as staff passageways: minimum width 1250 mm.

The aisles used for picking and/or storing materials may not be used as staff passageways. For passageways used to drive motor-operated trucks, please contact FAMI for information.

WARNING: If double racking units are used, rear closure panels or mesh panels or a board must be fitted between the two, so that during material storing on one side of the rack, there is no danger of accidentally pushing material stored on the other side of the racking system.

ART.	length mm
F ST 0820 00 99	800
F ST 0830 00 99	1000
F ST 0840 00 99	1250

Galvanised finish

Courtesy of Animo S.p.A.

SYSTEM F ST

RK BOX GUIDES

ART.	Rack depth mm
F ST 9830 00 99	300
F ST 9840 00 99	400
F ST 9850 00 99	500
F ST 9860 00 99	600

Galvanised finish





STOPS FOR RK BOX

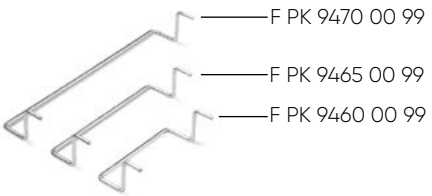

ART.	For boxes	Ø mm
F PK 9460 00 99	FAX RB 3012 00 FAX RB 4012 00 FAX RB 5012 00	4,2
F PK 9465 00 99	FAX RB 3016 00 FAX RB 4016 00 FAX RB 5016 00 FAX RB 6016 00	4,2
F PK 9470 00 99	FAX RB 4024 00 FAX RB 5024 00	4,2

Made of galvanised steel, the stops are designed to prevent boxes from accidentally slipping out.

If RK BOX series boxes are used in the shelving system, it is mandatory to insert safety pins in all the shelves to prevent the top floor from being released when a lever action is applied to a RK BOX.

SET OF SAFETY PINS

ART. F ST 9996 00 99

Set of 2 galvanised safety pins for shelf locking.

STIFFENERS CANNOT BE FITTED TO SHELVES WHERE RK BOX WITH STOPS MUST BE INSERTED.

RK BOX

SYSTEM F ST

EXAMPLE OF SHELVING CONFIGURATION WITH SHELF LENGTH 1000 mm

Minimum partition height required for inserting 150 mm H

RK BOX width 240 Max no. 4

RK BOX width 160 Max no. 6
RK BOX width 120 Max no. 6
RK BOX width 240 no. 1

EURO BOX dim. 400x300x55 H mm

EURO BOX dim. 400x300x75 H mm

EURO BOX dim. 400x300x120 H mm

EURO BOX dim. 600x400x170 H mm

PICKING BOX dim. 350/300x200x220 H mm

EURO BOX dim. 600x400x220 H mm

EURO BOX dim. 600x400x285 H mm

EURO BOX dim. 600x400x325 H mm

EURO BOX dim. 600x400x430 H mm

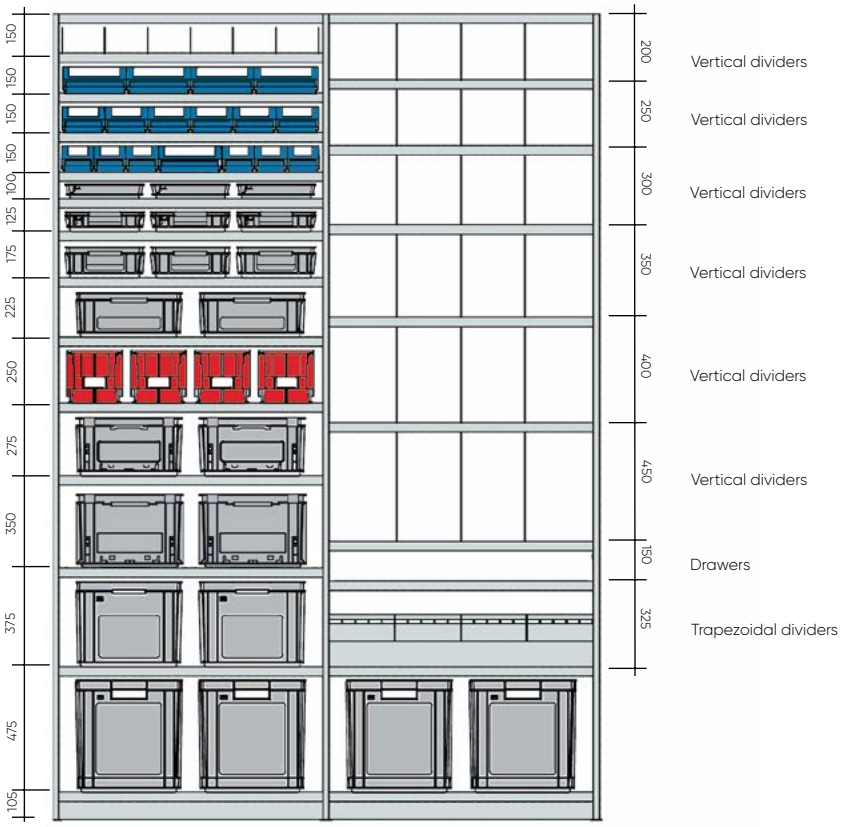

EXAMPLE OF SHELVING CONFIGURATION WITH SHELF LENGTH 1300 mm

Minimum partition height required for inserting 150 mm H

RK BOX width 240 Max no. 5

RK BOX width 160 Max no. 7

RK BOX width 120 Max no. 10

EURO BOX dim. mm 400x300x55 H

EURO BOX dim. mm 400x300x75 H

EURO BOX dim. mm 400x300x120 H

EURO BOX dim. mm 600x400x170 H

PICKING BOX dim. mm 350/300x200x220 H

EURO BOX dim. mm 600x400x220 H

EURO BOX dim. mm 600x400x285 H

EURO BOX dim. mm 600x400x325 H

EURO BOX dim. mm 600x400x430 H

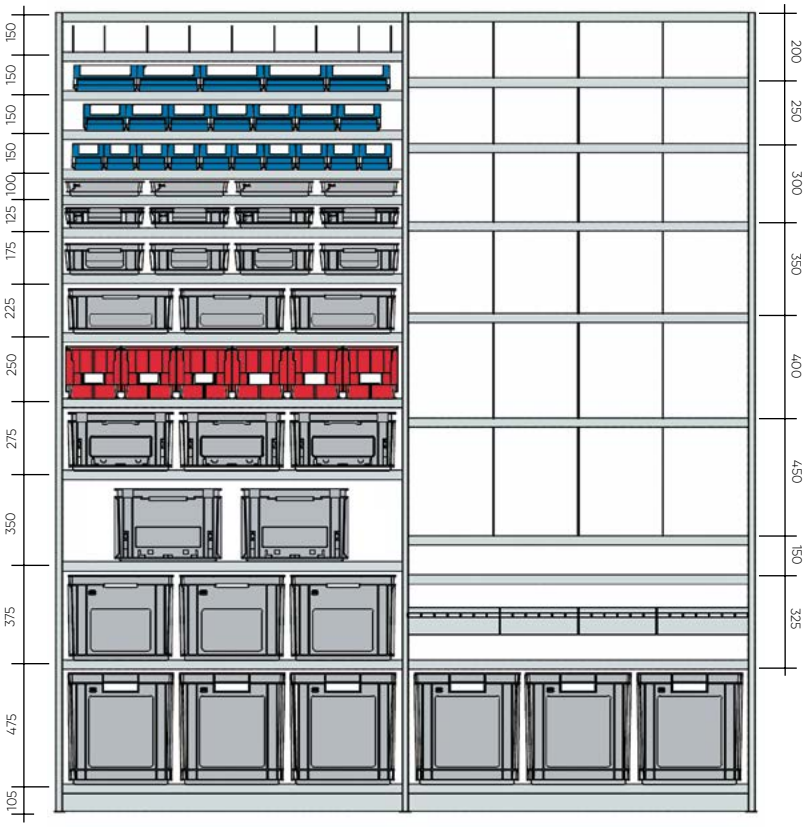

SELF-BRAKING LADDER TROLLEY

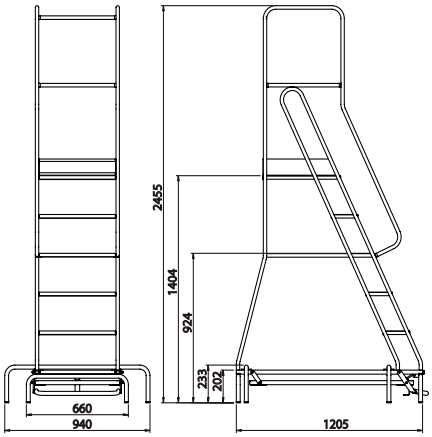

ART.	kg
F CR 0300 00 01	150

Self-braking ladder trolley.
Colour grey RAL 7000

The ladder undercarriage is supplied as standard with 4 rubber swivel castors without brakes.

1. Applying pressure on the first step.

2. the undercarriage is lowered to its locked position.

3. Pressing the release pedal.

... the ladder trolley is ready to be moved.

ART.	dim. mm
F CR 0800 00 01	200x545x180 H

Support surface

SYSTEM F ST

TYRE HOLDER RACKING SYSTEM

THE SPECIAL SHAPING OF THE SUPPORT SECTION OFFERS A SAFER SUPPORT FOR EACH TYRE.

ART.	dim. mm
F ST R200 41 99	2700x400x2000 H

Galvanised shelf with 6 pairs of supports consisting of:
1 bottom bay with 3 pairs of supports, length 1300 mm
and 1 extra bay with 3 pairs of supports, length 1300 mm.

CAPACITY EACH SPAN 250 kg

GALVANISED STANDARD SPAN

1000 mm

ART.	dim. mm
F ST N200 40 99	400x2000 H

1300 mm

ART.	dim. mm
F ST T200 40 99	400x2000 H

GALVANISED EXTRA SPAN

1000 mm

ART.	dim. mm
F ST P200 40 99	400x2000 H

1300 mm

ART.	dim. mm
F ST U200 40 99	400x2000 H

COMPLETE WITH 3 PAIRS OF SUPPORTS

The span bays are supplied disassembled, complete with feet and an Allen wrench for floor fixing.

PAIR OF GALVANISED SUPPORTS

The special shaping of the support section offers a safer support for each tyre.

ART.	⟷	kg
F ST 9580 00 99	1000 mm	50

Pair of tyre holders

ART.	⟷	kg
F ST 9590 00 99	1300 mm	50

Pair of tyre holders

SYSTEM F ST

Fami Storage Systems

Courtesy of Animo S.p.A.

DOMINO/TR

SHELVES WITH CONTAINERS