

IDEAONE 2022 .03

fami



INNOVATION
SINCE 1929.





CONSULTING

You have a special project you would like to create, or a new area to outfit? The Fami sales consultants are on hand to analyse all your needs and create the optimal furnishings for your company.



WARRANTY

The **10-year warranty** on Fami products aptly reflects the premium-quality materials we use and the care and dedication that go into the production of our furnishings to make them reliable and durable.



ORDERS

Ordering Fami Ideaone has never been so easy! Choose among various furnishings and contact your area agent or dealer to complete your order.



COLOUR RANGE

Fancy colours other than the usual blue or grey? Fami Ideaone products are also available in the **bi-colour** light grey and anthracite version, allowing you to transform your company's appearance.



VALIDITY

The Fami Ideaone catalogue is valid **from 02/04/2022 to 31/12/2022**.



BRANCHES AND DEALERS

Fami is always close to you! Over the years we have set up four European branches besides an extensive network of dealers and distributors, both in Italy and abroad, to provide consulting and assistance wherever you are.



CUSTOMER CARE

For any queries, information or problem, our after-sales support service is always at your disposal. In the event of damaged or broken products, you will always receive Fami original spare parts as replacements.



COLLECTION TANKS + PERFORM STEEL SHELVES AND TANKS

Suitable for flammable liquids under GHS categories 1 - 3 and water-polluting liquids under GHS categories 1 - 4. Corrosive substances are not allowed.



PE COLLECTION TANKS

Suitable for water-polluting liquids under GHS categories 1 - 4. Flammable substances are not allowed.

contents

WORKBENCHES

4

- WORK MASTER BR 4
- WORK - WORK UP 22
- DYNAMIC 38



CABINETS

90

- MASTER DE FLEXA 90
- WORKSTATION PC
MASTER CS
WORKSTATION PC
STANDARD CS 102



new



TOOL WALLS

46

- WORK LOOK 46
- COMPONENTS 60
- ERGO WORK 64
- UNIPOK 78
- IRON TEAM
IRON TEAM electric
IRON TEAM light 80



new



new



CABINETS WITH DOORS

106

- PERFORM
hinged doors 106
- PERFORM
sliding doors 132
- PERFORM
changing lockers 136



NC

- TOOL CABINETS

140



140

SHELVES

- ST

170

170



- DOMINO

172



ECOLOGY

- BUCKETS
DRUM TROLLEYS
CABINETS WITH HINGED DOORS

144



144

CONTAINERS

- METAL CONTAINERS

176

176



- PLASTIC CONTAINERS
NON-SLIP MATS

182



TROLLEYS

- CLEVER

150



150


- COMBI

161



- BIN CART

162



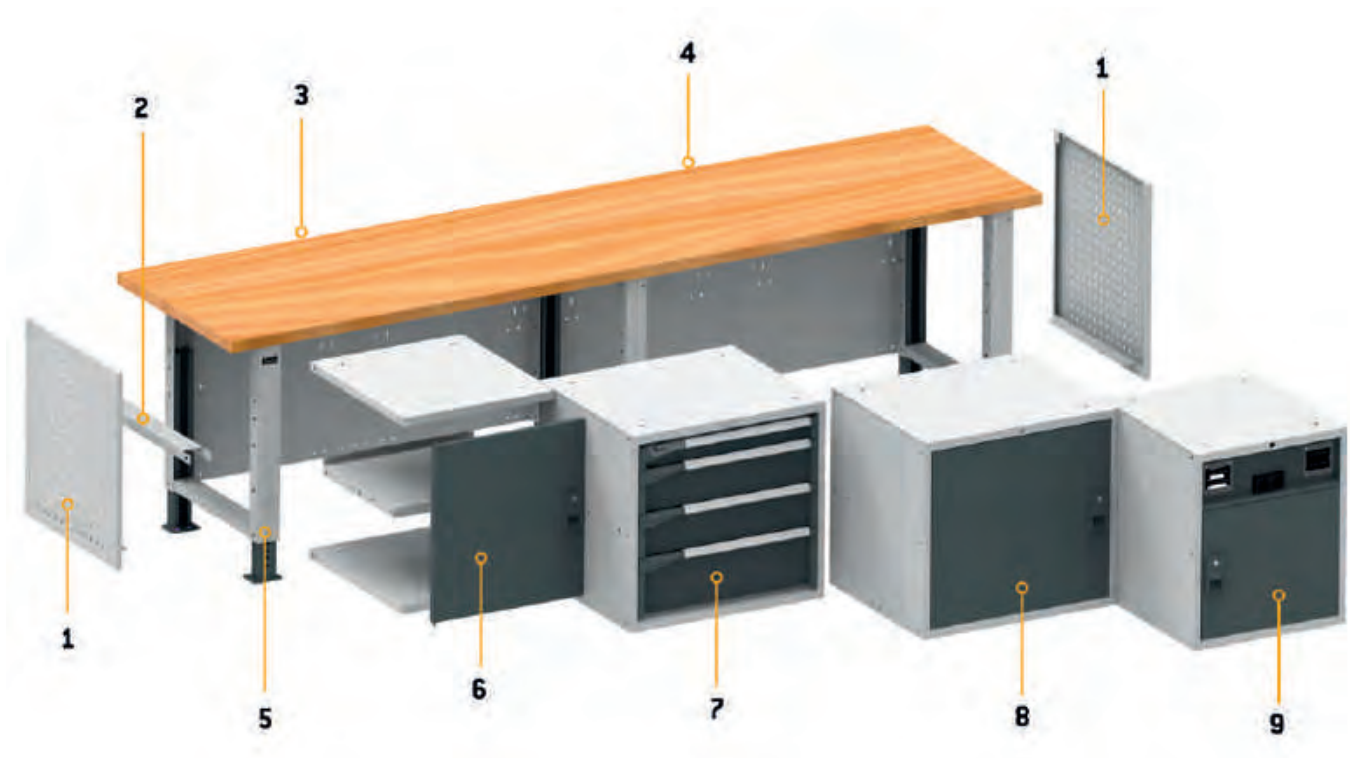
new

WORK MASTER BR

WORKBENCHES



Watch the video!




1. Perforated side panel
2. Support for intermediate half-shelf
3. Rear panel
4. Multiplex worktop
5. Adjustable legs

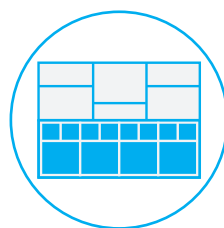
6. Modular unit
7. Cabinet with drawers
8. Cabinet with door
9. Technical cabinet with door



FULL-EXTENSION
DRAWERS




PERFORATED DRAWER
BOTTOM



DIVIDING MATERIAL




KEY-OPERATED
CLOSURE



HEIGHT-ADJUSTABLE
LEGS

WORK MASTER BR








ART.	Wmm	Dmm	Hmm	 KG	RAL	
MASTERBR2007	2206	750	1805/2180	1000	7035+7016	

Made up of:

qty.	description
1	Unassembled workbench with 40 mm multiplex worktop
1	Cabinet W=560 mm with 4 drawers 1x75 2x150 1x200
4	Top/bottom shelf W=560 mm
1	Right full door H=600 mm with Dark Grey handle
1	Left full door H=600 mm with Dark Grey handle
2	Support for intermediate half-shelf
2	Internal shelf W=558 mm
2	Perforated side panel
1	Perforated panel/shelf with box-stop edge
1	Kit with 3 dual-slotted uprights
1	Kit with 2 perforated panels/shelves with 1 box-stop edge
1	Electric perforated panel

qty.	description
2	Wall unit with vasistas flip up opening without lock
2	Pair of brackets for fastening wall unit to dual-slotted uprights
2	Under-cabinet LED strip
2	Schuko 2-socket power strip
1	Schuko 4-socket power strip
1	Differential magnetic-thermal circuit breaker
1	Wieland Schuko/FR connection cable
1	A4 document-holder pocket
1	Roll holder kit with roll Ø=240 mm
2	Angled 2-space spray-can holder
5	Unipok tool hook - 30-piece pack
1	Bin with 30 l capacity

 1000 KG	 HEIGHT-ADJUSTABLE	 MULTIPLEX WORKTOP THICKNESS 40 MM
 SUPPLIED UNASSEMBLED	 LEG HOLE PITCH 25 MM	



ART.	W mm	D mm	H mm	RAL	
MASTERBR1505	1500	750	740/1115	7035+7016	

Made up of:

qty.	description
1	Unassembled workbench with 40 mm multiplex worktop
1	Cabinet W=560 mm with 3 drawers 1x75 2x100
1	Pair of reinforcement corner elements



ART.	W mm	D mm	H mm	RAL	
MASTERBR1506	1500	750	740/1115	7035+7016	

Made up of:

qty.	description
1	Unassembled workbench with 40 mm multiplex worktop
1	Cabinet W=560 mm with 4 drawers 1x75 2x150 1x200
1	Pair of reinforcement corner elements



ART.	W mm	D mm	H mm	RAL	
MASTERBR1501	1500	750	740/1115	7035+7016	

Made up of:

qty.	description
1	Unassembled workbench with 40 mm multiplex worktop
1	Cabinet W=560 mm with 4 drawers 1x75 2x150 1x200
2	Additional half-shelf W=560 mm
1	Support for intermediate half-shelf
2	Perforated side panel



1000 KG



HEIGHT-ADJUSTABLE



MULTIPLEX WORKTOP THICKNESS 40 MM



SUPPLIED
UNASSEMBLED



LEG HOLE PITCH 25 MM



ART.	W mm	D mm	H mm	RAL	
MASTERBR1502	1500	750	740/1115	7035+7016	

Made up of:

qty.	description
1	Unassembled workbench with 40 mm multiplex worktop
1	Cabinet W=560 mm with 4 drawers 1x75 2x150 1x200
2	Top/bottom shelf W=560 mm
1	Left full door H=600 mm with Dark Grey handle
1	Support for intermediate half-shelf
1	Internal shelf W=558 mm
2	Perforated side panel



ART.	W mm	D mm	H mm	RAL	
MASTERBR1503	1500	750	740/1115	7035+7016	

Made up of:

qty.	description
1	Unassembled workbench with 40 mm multiplex worktop
1	Cabinet W=560 mm with 4 drawers 1x75 2x150 1x200
1	Cabinet W=560 mm with 5 drawers 1x75 3x100 1x200



ART.	W mm	D mm	H mm	RAL	
MASTERBR1504	1500	750	740/1115	7035+7016	

Made up of:






qty.	description
1	Unassembled workbench with 40 mm multiplex worktop
2	Cabinet W=560 mm configured for door with 1 drawer H=150 mm
1	Left partial door H=435 mm with Dark Grey handle
1	Right partial door H=435 mm with Dark Grey handle



RAL 7035 + RAL 7016



LOAD CAPACITY

 1000 KG	 HEIGHT-ADJUSTABLE	 MULTIPLEX WORKTOP THICKNESS 40 MM
 SUPPLIED UNASSEMBLED	 LEG HOLE PITCH 25 MM	



ART.	W mm	D mm	H mm	RAL	
MASTERBR2005	2000	750	740/1115	7035+7016	

Made up of:

qty.	description
1	Unassembled workbench with 40 mm multiplex worktop
1	Cabinet W=560 mm with 3 drawers 1x75 2x100
1	Pair of reinforcement corner elements



ART.	W mm	D mm	H mm	RAL	
MASTERBR2006	2000	750	740/1115	7035+7016	

Made up of:

qty.	description
1	Unassembled workbench with 40 mm multiplex worktop
1	Cabinet W=560 mm with 4 drawers 1x75 2x150 1x200
1	Pair of reinforcement corner elements



ART.	W mm	D mm	H mm	RAL	
MASTERBR2001	2000	750	740/1115	7035+7016	

Made up of:

qty.	description
1	Unassembled workbench with 40 mm multiplex worktop
1	Cabinet W=560 mm with 4 drawers 1x75 2x150 1x200
1	Cabinet W=560 mm configured for door with 1 adjustable shelf
1	Left full door H=600 mm with Dark Grey handle
2	Additional half-shelf W=560 mm



1000 KG



HEIGHT-ADJUSTABLE



MULTIPLEX WORKTOP THICKNESS 40 MM



SUPPLIED
UNASSEMBLED



LEG HOLE PITCH 25 MM



ART.	W mm	D mm	H mm	RAL	
MASTERBR2002	2000	750	740/1115	7035+7016	

Made up of:

qty.	description
1	Unassembled workbench with 40 mm multiplex worktop
1	Cabinet W=560 mm with 4 drawers 1x75 2x150 1x200
1	Cabinet W=560 mm with 5 drawers 1x75 3x100 1x200
2	Additional half-shelf W=560 mm



ART.	W mm	D mm	H mm	RAL	
MASTERBR2003	2000	750	740/1115	7035+7016	

Made up of:

qty.	description
1	Unassembled workbench with 40 mm multiplex worktop
1	Cabinet W=560 mm with 5 drawers 1x75 3x100 1x200
4	Top/bottom shelf W=560 mm
1	Right full door H=600 mm with Dark Grey handle
1	Left full door H=600 mm with Dark Grey handle
2	Support for intermediate half-shelf
2	Internal shelf W=558 mm
2	Perforated side panel



ART.	W mm	D mm	H mm	RAL	
MASTERBR2004	2000	750	740/1115	7035+7016	

Made up of:






qty.	description
1	Unassembled workbench with 40 mm multiplex worktop
3	Cabinet W=560 mm configured for door with 1 drawer H=150 mm
1	Right partial door H=435 mm with Dark Grey handle
2	Left partial door H=435 mm with Dark Grey handle




RAL 7035 + RAL 7016




LOAD CAPACITY

 1000 KG	 HEIGHT-ADJUSTABLE	 MULTIPLEX WORKTOP THICKNESS 40 MM
 SUPPLIED UNASSEMBLED	 LEG HOLE PITCH 25 MM	




ART.	Wmm	Dmm	Hmm	worktop		RAL	
				material	 mm		
MBR01S0V0V001PD	1024	750	740/1115	Multiplex	40	7035+7016	




ART.	Wmm	Dmm	Hmm	worktop		RAL	
				material	 mm		
MBR02S0V0V001PD	1500	750	740/1115	Multiplex	40	7035+7016	



ART.	Wmm	Dmm	Hmm	worktop		RAL	
				material	 mm		
MBR03S0V0V001PD	2000	750	740/1115	Multiplex	40	7035+7016	




ART.	Wmm	Dmm	Hmm	worktop		RAL	
				material	 mm		
MBR04S0V0V001PD	3000	750	740/1115	Multiplex	40	7035+7016	

UNASSEMBLED WORKBENCH PACKAGE



PAIR OF REINFORCEMENT CORNER ELEMENTS

ART.	Wmm	Dmm	Hmm	RAL	
FBGKITS0008	145	39	145	7035	

 Use one corner element for each leg if the drawer unit or shelf is not present (one pair for 1024/1500/2000 mm workbenches, two pairs for 3000 mm workbenches)



COVER FOR MULTIPLEX WORKTOP


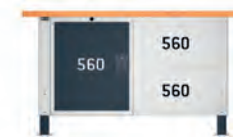

ART.	W mm	D mm	H mm	suitable for	colour	
FBL22300007	1028	754	22	Multiplex worktop	Black	
FBL22600007	1504	754	22	Multiplex worktop	Black	
FBL22900007	2004	754	22	Multiplex worktop	Black	
FBL23200007	3004	754	22	Multiplex worktop	Black	

TECHNICAL DIAGRAM






W → 1000 MM



W → 1500 MM



W → 2000 MM



W → 3000 MM



CABINETS WITH DRAWERS

W → 560 MM

27X27 EH



CABINET WITH 3 DRAWERS

ART.	W mm	D mm	H mm	drawers					RAL	
				no.	h 75 mm	h 100 mm	KG			
MBR05SC010203PD	560	610	369	3	1	2	100-75-50	92-96-100%	7035+7016	



CABINET WITH 4 DRAWERS

ART.	W mm	D mm	H mm	drawers					RAL	
				no.	h 75 mm	h 150 mm	h 200 mm	KG		
MBR05SC010204PD	560	610	669	4	1	2	1	100-75-50	92-96-100%	7035+7016



CABINET WITH 5 DRAWERS

ART.	W mm	D mm	H mm	drawers					RAL	
				no.	h 75 mm	h 100 mm	h 200 mm	KG		
MBR05SC010205PD	560	610	669	5	1	3	1	100-75-50	92-96-100%	7035+7016



CABINET WITH MIDDLE SHELF CONFIGURED FOR DOORS

ART.	Wmm	Dmm	Hmm	adjustable shelf	RAL	
MBR05SX00020708	560	610	669	1	7035	



LEFT FULL DOOR H=600 MM WITH DARK GREY HANDLE

ART.	Wmm	Dmm	Hmm	opening	RAL	
MBR06SC01020239	504	34	600	LH	7016	



RIGHT FULL DOOR H=600 MM WITH DARK GREY HANDLE

ART.	Wmm	Dmm	Hmm	opening	RAL	
MBR06SC01020139	504	34	600	RH	7016	

CABINETS WITH DRAWERS

W → 560 MM

27X27 EH



TECHNICAL CABINET W=560 MM CONFIGURED FOR DOOR

Suitable for Art. MBR06SC01020339 and Art. MBR06SC01020439

ART.	W mm	D mm	H mm	KG	RAL	
MBR05SX000208PD	560	610	669	100	7035+7016	



ELECTRICAL WINDER WITH SCHUKO SOCKET

ART.	Cable length (m)	Type of socket	Volt	Watt	
MBR13S0V0V00100	20	Schuko	230	1600	



WINDER FOR COMPRESSED AIR

ART.	Cable length (m)	Max MPa pressure	Ø mm	
MBR13S0V0V00200	14	1,5	10	



ROLL FOR WINDER


ART.	
MBR13S0V0V00339	




PLATE FOR WINDER

To be fastened to the back of the cabinet

ART.	
MBR13S0V0V00499	



1. Technical cabinet W=560 mm configured for door
2. Module: Roll for winder



3. Module: 4-socket power strip
4. Module: 2-socket power strip



RAL 7035 + RAL 7016



RAL 7016



RAL 7035



EXTRACTION



LOAD CAPACITY

CABINETS WITH DRAWERS

W → 560 MM

27X27 EH



CABINET W=560 MM CONFIGURED FOR DOOR WITH 1 DRAWER H=150 MM

ART.	W mm	D mm	H mm	drawers			RAL	
				h 150 mm	KG			
MBR05SC010206PD	560	610	669	1	100-75-50	92-96-100%	7035+7016	



LEFT PARTIAL DOOR H=435 MM WITH DARK GREY HANDLE

ART.	W mm	D mm	H mm	opening	RAL	
MBR06SC01020439	504	34	435	LH	7016	



RIGHT PARTIAL DOOR H=435 MM WITH DARK GREY HANDLE

ART.	W mm	D mm	H mm	opening	RAL	
MBR06SC01020339	504	34	435	RH	7016	

CABINETS WITH DRAWERS

W → 713 MM

36X27 EH



CABINET W=713 MM WITH 4 DRAWERS 1X75 2X150 1X200

ART.	W mm	D mm	H mm	drawers						RAL	
				no.	h 75 mm	h 150 mm	h 200 mm	KG			
MBR05SC010304PD	713	610	669	4	1	2	1	100-75-50	92-96-100%	7035+7016	



CABINET W=713 MM WITH 5 DRAWERS 1X75 3X100 1X200

ART.	W mm	D mm	H mm	drawers						RAL	
				no.	h 75 mm	h 100 mm	h 200 mm	KG			
MBR05SC010305PD	713	610	669	5	1	3	1	100-75-50	92-96-100%	7035+7016	



CABINETS WITH DRAWERS

W → 713 MM

36X27 EH



CABINET W=713 MM CONFIGURED FOR DOOR WITH 1 ADJUSTABLE SHELF

ART.	W mm	D mm	H mm	adjustable shelf	RAL	
MBR05SX00030708	713	610	669	1	7035	



LEFT FULL DOOR H=600 MM WITH DARK GREY HANDLE

ART.	W mm	D mm	H mm	opening	RAL	
MBR06SC01030239	657	34	600	LH	7016	



RIGHT FULL DOOR H=600 MM WITH DARK GREY HANDLE

ART.	W mm	D mm	H mm	opening	RAL	
MBR06SC01030139	657	34	600	RH	7016	



CABINET W=713 MM CONFIGURED FOR DOOR WITH 1 DRAWER H=150 MM

ART.	W mm	D mm	H mm	drawers			RAL	
				h 150 mm	KG			
MBR05SC010306PD	713	610	669	1	100-75-50	92-96-100%	7035+7016	



LEFT PARTIAL DOOR H=435 MM WITH DARK GREY HANDLE

ART.	W mm	D mm	H mm	opening	RAL	
MBR06SC01030439	657	34	435	LH	7016	



RIGHT PARTIAL DOOR H=435 MM WITH DARK GREY HANDLE

ART.	W mm	D mm	H mm	opening	RAL	
MBR06SC01030339	657	34	435	RH	7016	



RAL 7035 + RAL 7016



RAL 7016



RAL 7035



EXTRACTION



LOAD CAPACITY



PERFORATED SIDE PANEL

ART.	W mm	D mm	H mm	Hole dim. mm	RAL	
FBG15S00V0V00008	610	75	669	10x10	7035	



ADDITIONAL MIDDLE SHELF

ART.	Wmm	Dmm	Hmm	KG	RAL	
MBR08S0706000008	713	605	35	250	7035	
MBR08S0906000008	967	605	35	250	7035	
MBR08S1106000008	1120	605	35	250	7035	
MBR08S1206000008	1273	605	35	250	7035	
MBR08S1606000008	1680	605	35	200	7035	



ADDITIONAL HALF-SHELF

ART.	Wmm	Dmm	Hmm	KG	RAL	
MBR09S0503000008	560	305	35	100	7035	
MBR09S0703000008	713	305	35	100	7035	
MBR09S0903000008	967	305	35	100	7035	
MBR09S1103000008	1120	305	35	100	7035	
MBR09S1203000008	1273	305	35	100	7035	
MBR09S1603000008	1680	305	35	100	7035	



SUPPORT FOR INTERMEDIATE HALF-SHELF

ART.	Wmm	Dmm	Hmm	RAL	
FBG13S605V000008	605	77	35	7035	



INTERNAL SHELF 27X27 EH

ART.	W mm	D mm	H mm	KG	RAL	
MBR11S0V0020008	558	466	60	100	7035	



TOP OR BOTTOM SHELF 27X27 EH

ART.	W mm	D mm	H mm	KG	RAL	
MBR10S050600008	560	610	32	100	7035	



SUPPORT FOR INTERMEDIATE HALF-SHELF

ART.	Wmm	Dmm	Hmm	RAL	
FBG13S605V00008	605	77	35	7035	

1. Internal shelf 27x27 EH
2. Top or bottom shelf 27x27 EH
3. Support for intermediate half-shelf
4. Right full door H=600 mm with Dark Grey handle
5. Left full door H=600 mm with Dark Grey handle



RIGHT FULL DOOR H=600 MM WITH DARK GREY HANDLE

ART.	W mm	D mm	H mm	opening	RAL	
MBR06SC01020539	554	34	600	RH	7016	



LEFT FULL DOOR H=600 MM WITH DARK GREY HANDLE

ART.	W mm	D mm	H mm	opening	RAL	
MBR06SC01020639	554	34	600	LH	7016	



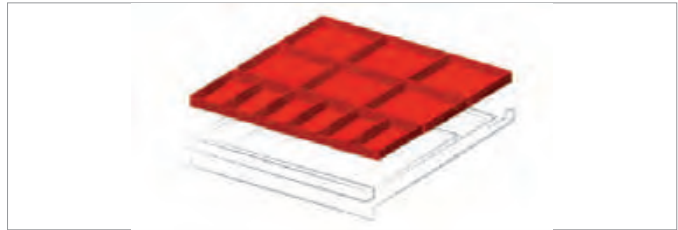

WORK MASTER BR

COMPONENTS

DIVIDING MATERIAL

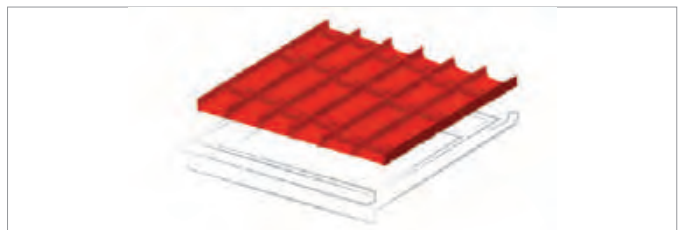

W → 560 MM

27X27 EH




ART.	Suitable for drawer H mm	components	
FFH84050200	50/300	16 x transversal dividers W=36 mm 7 x transversal dividers W=47 mm 6 x 3-channel dividers 3 x 4-channel dividers	

ART.	Suitable for drawer H mm	components	
FFH84071800	75	6 x 150x75 mm divider boxes	
FFH84101800	100/125	6 x 150x150 mm divider boxes	



ART.	Suitable for drawer H mm	components	
FFH84050300	50/300	15 x transversal dividers W=47 mm 8 x transversal dividers W=73 mm 6 x 2-channel dividers 3 x 3-channel dividers	

ART.	Suitable for drawer H mm	components	
FFH84050400	50/300	18 x transversal dividers W=73 mm 9 x 2-channel dividers	




ART.	Suitable for drawer H mm	components	
FFH84070800	75	2 x longitudinal slotted dividers	
FFH84100800	100/125	W=457 mm	
FFH84150800	150/175	3 x transversal dividers W=151 mm	
FFH84200800	200/250		

WORK MASTER BR

DIVIDING MATERIAL

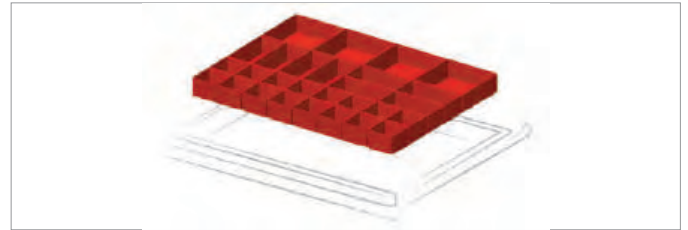
W → 713 MM




ART.	Suitable for drawer H mm	components	
FFH10051000	50/300	3 x 3-channel dividers 9 x 4-channel dividers 12 x transversal dividers W=47 mm 36 x transversal dividers W=36 mm	

COMPONENTS


36X27 EH



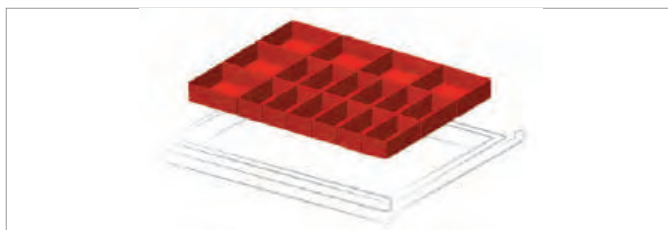
ART.	Suitable for drawer H mm	components	
FFH10071800	75	16 x 75x75 mm divider boxes 8 x 150x75 mm divider boxes 4 x 150x150 mm divider boxes	



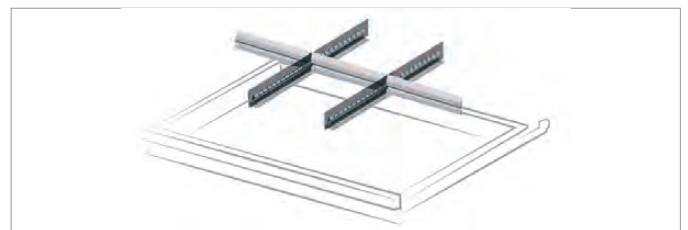
ART.	Suitable for drawer H mm	components	
FFH10051300	50/300	18 x transversal dividers W=47 mm 12 x transversal dividers W=73 mm 6 x 2-channel dividers 6 x 3-channel dividers	



ART.	Suitable for drawer H mm	components	
FFH10051500	50/300	20 x transversal dividers W=36 mm 20 x transversal dividers W=47 mm 6 x 3-channel dividers 5 x 4-channel dividers 1 x Allen key holder	



ART.	Suitable for drawer H mm	components	
FFH10071600	75	12 x 150x75 mm divider boxes	
FFH10101600	100/125	6 x 150x150 mm divider boxes	



ART.	Suitable for drawer H mm	components	
FFH10070500	75	2 x longitudinal slotted dividers W=457 mm	
FFH10100500	100/125	3 x transversal dividers W=202 mm	
FFH10150500	150/175		
FFH10200500	200/250		

WORK MASTER BR




ART.	W mm	D mm	H mm	KG	RAL	
MASTERBR3001	3206	750	1985/2360	1000	7035+7016	

Made up of:


qty.	description
1	Unassembled workbench with 40 mm multiplex worktop
1	Cabinet W=560 mm configured for door with 1 adjustable shelf
2	Cabinet W=713 mm with 4 drawers 1x75 2x150 1x200
1	Technical cabinet W=560 mm configured for door
1	Right partial door H=435 mm with Dark Grey handle
1	Left full door H=600 mm with Dark Grey handle
2	Perforated side panel
1	Kit with 3 dual-slotted uprights
2	Kit with 3 perforated panels/shelves with 2 box-stop edges
2	Double lamp
2	Wall unit with door
1	Schuko 2-socket power strip
1	Wieland Schuko/FR connection cable

qty.	description
1	A4 document-holder pocket
1	Roll holder kit with roll Ø=240 mm
4	Angled 2-space spray-can holder
6	Unipok tool hook - 30-piece pack
1	Bar mount with 4 Picking Box containers size 1
2	Large reversible shelf
1	Bin with 30 l capacity
3	Kit with 2 Picking Box containers size 3A2
1	Plate for winder
2	Roll for winder
1	Winder for compressed air
1	Electrical winder with Schuko socket
1	Kit with 3 inclined supports with 2 tracks



WORK MASTER BR



ART.	W mm	D mm	H mm		RAL	
MASTERBR1508	1706	750	1985/2360	1000	7035+7016	

Made up of:

qty.	description
1	Unassembled workbench with 40 mm multiplex worktop
1	Cabinet W=560 mm with 5 drawers 1x75 3x100 1x200
2	Top/bottom shelf W=560 mm
1	Left full door H=600 mm with Dark Grey handle
1	Support for intermediate half-shelf
1	Internal shelf W=558 mm
2	Perforated side panel
1	Support for 2-socket powerstrip
1	Support for 4-socket powerstrip
1	Schuko 2-socket powerstrip
1	Schuko 4-socket powerstrip

qty.	description
1	Wieland Schuko/FR connection cable
1	A4 document-holder pocket
1	Roll holder kit with roll Ø=240 mm
2	Angled 2-space spray-can holder
4	Unipok tool hook - 30-piece pack
1	Bin with 30 l capacity
2	Wall unit with door
1	Double lamp
1	Kit with 3 perforated panels/shelves with 2 box-stop edges
1	Kit with 2 inclined supports with track
1	Kit with 2 dual-slotted uprights for workbenches



RAL 7035 + RAL 7016




LOAD CAPACITY

WORK-WORK UP

WORKBENCHES



Watch the video!




- 1. Perforated side panel
- 2. Rear panel
- 3. Adjustable legs
- 4. Additional half-shelf

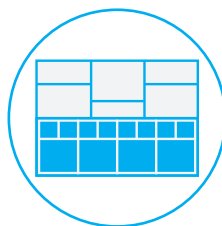
- 5. Cabinet with door
- 6. Cabinet with 4 drawers
- 7. Multiplex worktop




SIMPLE-EXTENSION
DRAWERS




SOLID DRAWER
BOTTOM



DIVIDING MATERIAL



KEY-OPERATED
CLOSURE



HEIGHT-ADJUSTABLE
LEGS



ART.	W mm	D mm	H mm	KG	RAL	
WORK2013	2000	750	1977/2352	1000	7035+7016	

Made up of:

qty.	description
1	Unassembled adjustable workbench with 30 mm multiplex worktop
1	Cabinet W=500 mm with 4 drawers H=105 mm
2	Cabinet W=629 mm with 1 door and 1 adjustable shelf
1	Non-perforated half-shelf W=1760 mm
2	Perforated side panel
1	Roll holder kit with roll Ø=240 mm
2	A4 document-holder pocket
1	Kit with 3 dual-slotted uprights
2	Kit with 3 perforated panels/shelves with 2 box-stop edges
1	Kit with 3 inclined supports with 2 tracks
2	Supplementary track with fittings
1	Compressed air set with flow balancing device and filter
1	Schuko 2-socket power strip

qty.	description
1	Schuko 4-socket power strip
1	Differential magnetic-thermal circuit breaker
1	Wieland Schuko/FR connection cable
1	Support for 2-socket power strip
1	Support for 4-socket power strip
1	Support for residual current device
1	Large reversible shelf
2	Angled 2-space spray-can holder
1	Bin with 30 l capacity
6	Unipok tool hook - 30-piece pack
2	Kit with 2 Picking Box containers size 3A2
1	Double lamp








RAL 7035 + RAL 7016



LOAD CAPACITY

WORK UP 1500

 1000 KG	 HEIGHT-ADJUSTABLE	 MULTIPLEX WORKTOP THICKNESS 30 MM
 SUPPLIED UNASSEMBLED	 LEG HOLE PITCH 25 MM	



ART.	W mm	D mm	H mm	RAL	
WORK1501	1500	750	732/1107	7035+7016	
WORK1502	1500	750	732/1107	5012	

Made up of:

qty.	description
1	Unassembled adjustable workbench with 30 mm multiplex worktop
1	Cabinet W=500 mm with 1 drawer H=150 mm



ART.	W mm	D mm	H mm	RAL	
WORK1503	1500	750	732/1107	7035+7016	
WORK1504	1500	750	732/1107	5012	

Made up of:

qty.	description
1	Unassembled adjustable workbench with 30 mm multiplex worktop
1	Cabinet W=500 mm with 4 drawers H=105 mm
1	Non-slotted half-shelf W=1260 mm



ART.	W mm	D mm	H mm	RAL	
WORK1507	1500	750	732/1107	7035+7016	
WORK1508	1500	750	732/1107	5012	

Made up of:

qty.	description
1	Unassembled adjustable workbench with 30 mm multiplex worktop
1	Cabinet W=500 mm with 4 drawers H=105 mm
1	Rear panel
1	Non-slotted half-shelf W=760 mm
1	Support for intermediate half-shelf

WORK UP 1500



1000 KG



HEIGHT-ADJUSTABLE

 MULTIPLEX WORKTOP THICKNESS 30 MM



SUPPLIED
UNASSEMBLED



LEG HOLE PITCH 25 MM



ART.	W mm	D mm	H mm	RAL	
WORK1505	1500	750	732/1107	7035+7016	
WORK1506	1500	750	732/1107	5012	

Made up of:

qty.	description
1	Unassembled adjustable workbench with 30 mm multiplex worktop
1	Cabinet W=500 mm with 4 drawers H=105 mm
1	Cabinet W=500 mm with 1 door and 1 adjustable shelf
1	Bottom panel for cabinet W=500 mm



ART.	W mm	D mm	H mm	RAL	
WORK1511	1500	750	732/1107	7035+7016	
WORK1512	1500	750	732/1107	5012	

Made up of:

qty.	description
1	Unassembled adjustable workbench with 30 mm multiplex worktop
2	Cabinet W=629 mm with 1 drawer H=150 mm and 1 door
1	Non-slotted half-shelf W=1260 mm



ART.	W mm	D mm	H mm	RAL	
WORK1509	1500	750	732/1107	7035+7016	
WORK1510	1500	750	732/1107	5012	

Made up of:

qty.	description
1	Unassembled adjustable workbench with 30 mm multiplex worktop
1	Cabinet W=629 mm with 4 drawers H=105 mm
1	Cabinet W=629 mm with 1 door and 1 adjustable shelf
1	Non-slotted half-shelf W=1260 mm








RAL 5012



RAL 7035 + RAL 7016

WORK UP 2000

 1000 KG	 HEIGHT-ADJUSTABLE	 MULTIPLEX WORKTOP THICKNESS 30 MM
 SUPPLIED UNASSEMBLED	 LEG HOLE PITCH 25 MM	



ART.	W mm	D mm	H mm	RAL	
WORK2001	2000	750	732/1107	7035+7016	
WORK2002	2000	750	732/1107	5012	

Made up of:

qty.	description
1	Unassembled adjustable workbench with 30 mm multiplex worktop
1	Cabinet W=500 mm with 1 drawer H=150 mm



ART.	W mm	D mm	H mm	RAL	
WORK2003	2000	750	732/1107	7035+7016	
WORK2004	2000	750	732/1107	5012	

Made up of:

qty.	description
1	Unassembled adjustable workbench with 30 mm multiplex worktop
1	Cabinet W=500 mm with 4 drawers H=105 mm
1	Non-perforated half-shelf W=1760 mm



ART.	W mm	D mm	H mm	RAL	
WORK2005	2000	750	732/1107	7035+7016	
WORK2006	2000	750	732/1107	5012	

Made up of:

qty.	description
1	Unassembled adjustable workbench with 30 mm multiplex worktop
1	Cabinet W=500 mm with 4 drawers H=105 mm
1	Cabinet W=500 mm with 1 door and 1 adjustable shelf
1	Non-perforated half-shelf W=1760 mm

WORK UP 2000



1000 KG



HEIGHT-ADJUSTABLE

MULTIPLEX WORKTOP THICKNESS 30 MM



SUPPLIED
UNASSEMBLED



LEG HOLE PITCH 25 MM



ART.	W mm	D mm	H mm	RAL	
WORK2007	2000	750	732/1107	7035+7016	
WORK2008	2000	750	732/1107	5012	

Made up of:

qty.	description
1	Unassembled adjustable workbench with 30 mm multiplex worktop
1	Cabinet W=500 mm with 4 drawers H=105 mm
1	Cabinet W=500 mm with 1 door and 1 adjustable shelf
1	Rear panel
1	Non-slotted half-shelf W=760 mm
1	Bottom panel for cabinet W=500 mm



ART.	W mm	D mm	H mm	RAL	
WORK2011	2000	750	732/1107	7035+7016	
WORK2012	2000	750	732/1107	5012	

Made up of:

qty.	description
1	Unassembled adjustable workbench with 30 mm multiplex worktop
1	Cabinet W=500 mm with 1 drawer H=150 mm and 1 door
2	Cabinet W=629 mm with 1 drawer H=150 mm and 1 door
1	Non-perforated half-shelf W=1760 mm



ART.	W mm	D mm	H mm	RAL	
WORK2009	2000	750	732/1107	7035+7016	
WORK2010	2000	750	732/1107	5012	

Made up of:

qty.	description
1	Unassembled adjustable workbench with 30 mm multiplex worktop
1	Cabinet W=500 mm with 4 drawers H=105 mm
2	Cabinet W=629 mm with 1 door and 1 adjustable shelf
1	Non-perforated half-shelf W=1760 mm









RAL 5012



RAL 7035 + RAL 7016

WORK UP COMPONENTS

 1000 KG	 HEIGHT-ADJUSTABLE	 MULTIPLEX WORKTOP THICKNESS 30 MM
 SUPPLIED UNASSEMBLED	 LEG HOLE PITCH 25 MM	 STEEL WORKTOP THICKNESS 3 MM

WORKUP WORKBENCH WITH STEEL WORKTOP



ART.	W mm	D mm	H mm	worktop		RAL	
				material	mm		
FBG01S1000R00PD	1031	704	737/1112	Steel	3	7035+7016	
FBG01S1000R0004	1031	704	737/1112	Steel	3	5012	
FBG01S1500R00PD	1507	704	737/1112	Steel	3	7035+7016	
FBG01S1500R0004	1507	704	737/1112	Steel	3	5012	
FBG01S2000R00PD	2007	704	737/1112	Steel	3	7035+7016	
FBG01S2000R0004	2007	704	737/1112	Steel	3	5012	

WORKUP WORKBENCH WITH WOODEN WORKTOP



ART.	W mm	D mm	H mm	worktop		RAL	
				material	mm		
FBG02S1000R00PD	1024	750	732/1107	Multiplex	30	7035+7016	
FBG02S1000R0004	1024	750	732/1107	Multiplex	30	5012	
FBG02S1500R00PD	1500	750	732/1107	Multiplex	30	7035+7016	
FBG02S1500R0004	1500	750	732/1107	Multiplex	30	5012	
FBG02S2000R00PD	2000	750	732/1107	Multiplex	30	7035+7016	
FBG02S2000R0004	2000	750	732/1107	Multiplex	30	5012	




UNASSEMBLED WORKBENCH PACKAGE



KIT WITH WHEELS

Suitable only for Work Up workbenches



ART.	Ø mm	 KG	H mm	material			
FKRU1252101	125	300	155	Non-marking synthetic rubber	2	2	
FKRS1252101	125	750	155	Elastic rubber	2	2	



SWIVEL WHEEL WITH BRAKE



FIXED WHEEL

PAIR OF REINFORCEMENT CORNER ELEMENTS



ART.	W mm	D mm	H mm	RAL	
FBGKITS0008	145	39	145	7035	
FBGKITS0004	145	39	145	5012	



Use one pair of corner elements for each leg if there is no drawer unit

WORK COMPONENTS



1000 KG



MULTIPLEX WORKTOP THICKNESS 30 MM



SUPPLIED

UNASSEMBLED



STEEL WORKTOP THICKNESS 3 MM



WORKBENCH WITH STEEL WORKTOP


ART.	W mm	D mm	H mm	worktop		RAL	
				material	mm		
FBG01S1000F00PD	1031	704	887	Steel	3	7035+7016	
FBG01S1000F0004	1031	704	887	Steel	3	5012	
FBG01S1500F00PD	1507	704	887	Steel	3	7035+7016	
FBG01S1500F0004	1507	704	887	Steel	3	5012	
FBG01S2000F00PD	2007	704	887	Steel	3	7035+7016	
FBG01S2000F0004	2007	704	887	Steel	3	5012	



WORKBENCH WITH WOODEN WORKTOP

ART.	W mm	D mm	H mm	worktop		RAL	
				material	mm		
FBG02S1000F0008	1024	750	882	Multiplex	30	7035	
FBG02S1000F0004	1024	750	882	Multiplex	30	5012	
FBG02S1500F0008	1500	750	882	Multiplex	30	7035	
FBG02S1500F0004	1500	750	882	Multiplex	30	5012	
FBG02S2000F0008	2000	750	882	Multiplex	30	7035	
FBG02S2000F0004	2000	750	882	Multiplex	30	5012	

UNASSEMBLED WORKBENCH PACKAGE



COVER FOR STEEL WORKTOP

ART.	W mm	D mm	H mm	suitable for	colour	
FBG32100007	1024	702	27	Steel worktop	Black	
FBG32150007	1500	702	27	Steel worktop	Black	
FBG32200007	2000	702	27	Steel worktop	Black	



COVER FOR MULTIPLEX WORKTOP

ART.	W mm	D mm	H mm	suitable for	colour	
FBL22300007	1028	754	22	Multiplex worktop	Black	
FBL22600007	1504	754	22	Multiplex worktop	Black	
FBL22900007	2004	754	22	Multiplex worktop	Black	
FBL23200007	3004	754	22	Multiplex worktop	Black	



RAL 5012



RAL 7035



RAL 7035 + RAL 7016



WORKTOP THICKNESS



LOAD CAPACITY

1000



1500



CABINETS WITH DRAWERS

W → 500 MM

CABINET WITH 1 DRAWER



ART.	W mm	D mm	H mm	drawers				door		RAL	
				no.	KG	h mm	h mm	no.	Entry height (mm)		
FBG03S50C0001PD	500	630	210	1	25	86%	150	-	-	7035+7016	
FBG03S50C000104	500	630	210	1	25	86%	150	-	-	5012	

CABINET WITH 3 DRAWERS



ART.	W mm	D mm	H mm	drawers				door		RAL	
				no.	KG	h mm	h mm	no.	Entry height (mm)		
FBG03S50C0002PD	500	630	570	3	25	86%	150	-	-	7035+7016	
FBG03S50C000204	500	630	570	3	25	86%	150	-	-	5012	

CABINET WITH 4 DRAWERS



ART.	W mm	D mm	H mm	drawers				door		RAL	
				no.	KG	h mm	h mm	no.	Entry height (mm)		
FBG03S50C0003PD	500	630	570	4	25	86%	105	-	-	7035+7016	
FBG03S50C000304	500	630	570	4	25	86%	105	-	-	5012	

CABINET WITH 1 DRAWER AND 1 DOOR



ART.	W mm	D mm	H mm	drawers				door		RAL	
				no.	KG	h mm	h mm	no.	Entry height (mm)		
FBG03S50C0004PD	500	630	570	1	25	86%	150	1	310	7035+7016	
FBG03S50C000404	500	630	570	1	25	86%	150	1	310	5012	

! Without bottom panel

CABINET WITH 1 DOOR AND 1 SHELF



ART.	W mm	D mm	H mm	drawers				door		RAL	
				no.	KG	h mm	h mm	no.	Entry height (mm)		
FBG03S50C0005PD	500	612	570	-	-	-	-	1	491	7035+7016	
FBG03S50C000504	500	612	570	-	-	-	-	1	491	5012	

! Without bottom panel

BOTTOM PANEL



BOTTOM PANEL FOR CABINETS W= 500 MM

ART.	Wmm	Dmm	Hmm	RAL	
FBG16S50V0V0008	494	572	4	7035	
FBG16S50V0V0004	494	572	4	5012	



To be used on cabinets with door when the half-shelf is present



BOTTOM PANEL FOR CABINETS W= 629 MM

ART.	Wmm	Dmm	Hmm	RAL	
FBG16S63V0V0008	623	572	4	7035	
FBG16S63V0V0004	623	572	4	5012	



To be used on cabinets with door when the half-shelf is present



CABINETS WITH DRAWERS

W → 629 MM



CABINET WITH 3 DRAWERS

ART.	W mm	D mm	Hmm	drawers				door		RAL	
				no.	KG	hmm	hmm	no.	Entry height (mm)		
FBG03S63C0002PD	629	630	570	3	25	86%	150	-	-	7035+7016	
FBG03S63C000204	629	630	570	3	25	86%	150	-	-	5012	



CABINET WITH 4 DRAWERS

ART.	W mm	D mm	Hmm	drawers				door		RAL	
				no.	KG	hmm	hmm	no.	Entry height (mm)		
FBG03S63C0003PD	629	630	570	4	25	86%	105	-	-	7035+7016	
FBG03S63C000304	629	630	570	4	25	86%	105	-	-	5012	



CABINET WITH 1 DRAWER AND 1 DOOR

ART.	W mm	D mm	Hmm	drawers				door		RAL	
				no.	KG	hmm	hmm	no.	Entry height (mm)		
FBG03S63C0004PD	629	630	570	1	25	86%	150	1	310	7035+7016	
FBG03S63C000404	629	630	570	1	25	86%	150	1	310	5012	



Without bottom panel



CABINET WITH 1 DOOR AND 1 SHELF

ART.	W mm	D mm	Hmm	drawers				door		RAL	
				no.	KG	hmm	hmm	no.	Entry height (mm)		
FBG03S63C0005PD	629	612	570	-	-	-%	-	1	491	7035+7016	
FBG03S63C000504	629	612	570	-	-	-%	-	1	491	5012	



Without bottom panel



RAL 5012



RAL 7035



RAL 7035 + RAL 7016



LOAD CAPACITY




EXTRACTION



REAR PANEL

ART.	Wmm	Hmm	suitable for workbench W mm	RAL	
FBG12S080000008	825	665	1024/1031	7035	
FBG12S080000004	825	665	1024/1031	5012	
FBG12S130000008	1325	665	1500/1507	7035	
FBG12S130000004	1325	665	1500/1507	5012	
FBG12S180000008	1825	665	2000/2007	7035	
FBG12S180000004	1825	665	2000/2007	5012	



PAIR OF SIDE FILLER STRIPS

For workbench W=1024-1031 mm with cabinet W=629 mm

ART.	Wmm	Dmm	Hmm	RAL	
FBG14S130V00008	65	35	568	7035	
FBG14S130V00004	65	35	568	5012	



PERFORATED SIDE PANEL

ART.	W mm	D mm	H mm	Hole dim. mm	RAL	
FBG15S00V0V0008	610	75	669	10x10	7035	
FBG15S00V0V0004	610	75	669	10x10	5012	



ADDITIONAL NON-PERFORATED MIDDLE SHELF

ART.	Wmm	Dmm	Hmm	KG	RAL	
FBG08S070600108	760	600	35	250	7035	
FBG08S070600104	760	600	35	250	5012	
FBG08S120600108	1260	600	35	250	7035	
FBG08S120600104	1260	600	35	250	5012	
FBG08S170600108	1760	600	35	200	7035	
FBG08S170600104	1760	600	35	200	5012	

WORK-WORK UP COMPONENTS



ADDITIONAL NON-PERFORATED HALF-SHELF

ART.	W mm	D mm	H mm	KG	RAL	
FBG09S070300108	760	300	35	100	7035	
FBG09S070300104	760	300	35	100	5012	
FBG09S120300108	1260	300	35	100	7035	
FBG09S120300104	1260	300	35	100	5012	
FBG09S170300108	1760	300	35	100	7035	
FBG09S170300104	1760	300	35	100	5012	



SUPPORT ONLY FOR ADDITIONAL HALF-SHELF

ART.	W mm	D mm	H mm	RAL	
FBG13S605V00008	605	77	35	7035	
FBG13S605V00004	605	77	35	5012	



ART.	W mm	D mm	H mm	KG	RAL	
WORK2014	2007	704	737/1112	1000	7035+7016	

Made up of:

qty.	description
1	Unassembled adjustable workbench with 3 mm steel worktop
1	Cabinet W=500 mm with 4 drawers H=105 mm
1	Cabinet W=500 mm with 1 door and 1 adjustable shelf
1	Rear panel
1	Non-slotted half-shelf W=760 mm
1	Bottom panel for cabinet W=500 mm
2	Perforated side panel

DIVIDING MATERIAL

W → 500 MM

27X27 EH



ART.	Suitable for drawer H mm	No. of transversal dividers	
FBG18S50DV00199	105/150	3	



ART.	Suitable for drawer H mm	No. of transversal dividers	No. of longitudinal dividers	
FBG18S50DV00299	105/150	1	1	



ART.	Suitable for drawer H mm	components	
FBG18S50CD00103	105/150	4 x 100x50 mm divider boxes	



ART.	Suitable for drawer H mm	components	
FBG18S50CD00203	105/150	3 x 100x50 mm divider boxes 2 x 150x75 mm divider boxes 1 x 150x150 mm divider box	



ART.	Suitable for drawer H mm	components	
MATSEP001	105/150	1 x FBG18S50CD00103 1 x FBG18S50CD00203 1 x FBG18S50DV00299	



ART.	Suitable for drawer H mm	components	
MATSEP002	105/150	1 x FBG18S50CD00103 2 x FBG18S50CD00203 1 x FBG18S50DV00299	



RUBBER MAT

ART.	material	
FBG18S50TP00107	Polyester	

WORK-WORK UP COMPONENTS

DIVIDING MATERIAL

W → 629 MM

36X27 EH



ART.	Suitable for drawer H mm	No. of transversal dividers	
FBG18S63DV00199	105/150	3	



ART.	Suitable for drawer H mm	No. of transversal dividers	No. of longitudinal dividers	
FBG18S63DV00299	105/150	1	1	




ART.	Suitable for drawer H mm	components	
FBG18S63CD00103	105/150	5 x 100x50 mm divider boxes	



ART.	Suitable for drawer H mm	components	
FBG18S63CD00203	105/150	2 x 75x75 mm divider boxes 2 x 150x75 mm divider boxes 2 x 150x150 mm divider boxes	



ART.	Suitable for drawer H mm	components	
MATSEP003	105/150	1 x FBG18S63CD00103 1 x FBG18S63CD00203 1 x FBG18S63DV00299	




ART.	Suitable for drawer H mm	components	
MATSEP004	105/150	1 x FBG18S63CD00103 2 x FBG18S63CD00203 1 x FBG18S63DV00299	



RUBBER MAT

ART.	material	
FBG18S63TP00107	Polyester	





ART.	Wmm	D mm	H mm	KG	RAL	
WORK2015	2007	704	2098	1000	7035+7016	

Made up of:

qty.	description
1	Unassembled workbench with 3 mm steel worktop
1	Cabinet W=500 mm with 1 drawer H=150 mm and 1 door
2	Cabinet W=629 mm with 1 drawer H=150 mm and 1 door
1	Reversible tray shelf
2	Reversible sanitiser-bottle holder
1	Roll holder kit with Ø 130 mm roll
1	Kit with 3 dual-slotted uprights
2	Kit with 3 perforated panels/shelves with 2 box-stop edges
1	Kit with 3 inclined supports with 2 tracks
2	Schuko 2-socket power strip

qty.	description
2	Schuko 4-socket power strip
1	Differential magnetic-thermal circuit breaker
1	Wieland Schuko/FR connection cable
2	Support for 2-socket power strip
2	Support for 4-socket power strip
1	Support for residual current device
2	Angled 2-space spray-can holder
6	Unipok tool hook - 30-piece pack
2	Bar mount with 3 Picking Box containers size 2
1	Double lamp



ART.	W mm	D mm	H mm	 KG	RAL	
WORK1513	1500	750	1977/2352	1000	7035+7016	

Made up of:

qty.	description
1	Unassembled adjustable workbench with 30 mm multiplex worktop
1	Cabinet W=629 mm with 4 drawers H=105 mm
1	Cabinet W=629 mm with 1 door and 1 adjustable shelf
1	Bottom panel for cabinet W=629 mm
2	Perforated side panel
1	Kit with 2 dual-slotted uprights for workbenches
1	Kit with 3 perforated panels/shelves with 2 box-stop edges
1	Kit with 2 inclined supports with track
1	Supplementary track with fittings
1	Compressed air set with flow balancing device and filter
1	Schuko 2-socket power strip

qty.	description
1	Schuko 4-socket power strip
1	Wieland Schuko/FR connection cable
1	Support for 2-socket power strip
1	Support for 4-socket power strip
1	Large reversible shelf
1	First-aid kit
2	Angled 2-space spray-can holder
1	Bin with 30 l capacity
3	Unipok tool hook - 30-piece pack
2	Bar mount with 3 Picking Box containers size 2
3	Kit with 2 Picking Box containers size 3A2
1	Double lamp

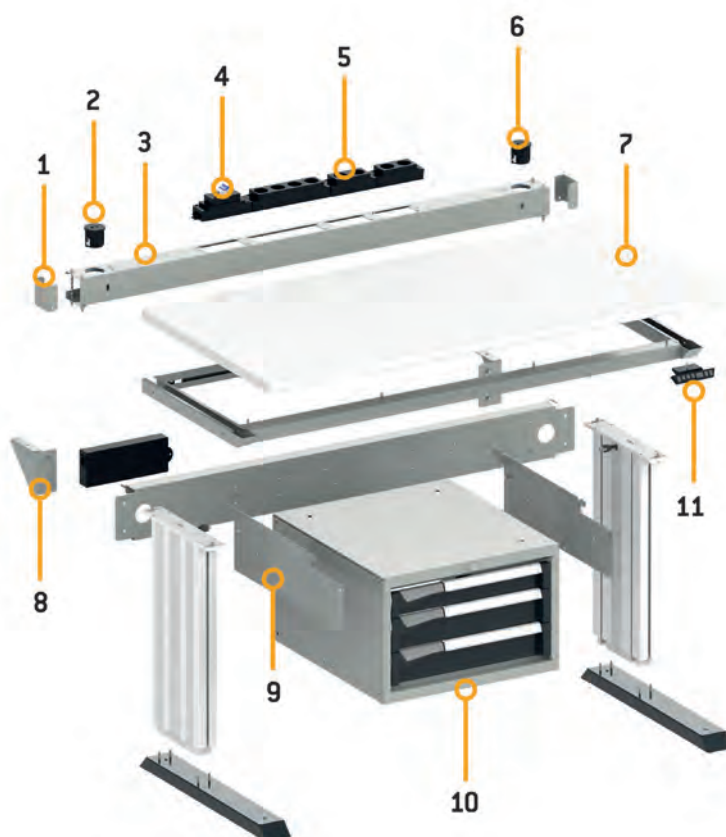


RAL 7035 + RAL 7016



LOAD CAPACITY


DYNAMIC WORKBENCHES



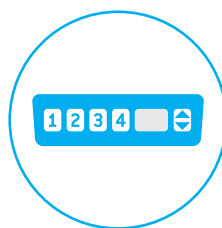
- | | |
|--|--------------------------|
| 1. End cap | 7. Laminate worktop |
| 2. USB data port | 8. Corner element |
| 3. Frame | 9. Support |
| 4. Differential magnetic-thermal circuit breaker | 10. Cabinet with drawers |
| 5. Power strips | 11. Keypad |
| 6. USB charger | |



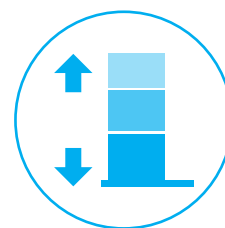
WORKBENCH LOAD-BEARING
CAPACITY 400 KG



LAMINATE WORKTOP




KEYPAD WITH 3 MEMORIES



ELECTRONICALLY
ADJUSTABLE HEIGHT

DYNAMIC



ART.	Wmm	Dmm	Hmm		RAL	
DYNAMIC1504	1497	780	740/1140	400	7035+7016	

Made up of:

qty.	description
1	Electrically adjustable unassembled workbench
1	Cabinet W=560 mm with 3 drawers 1x75 2x100
1	Additional power strip frame with end caps and corner elements
1	Pair of supports for cabinet
2	Schuko 2-socket power strip

qty.	description
1	Schuko 4-socket power strip
1	Differential magnetic-thermal circuit breaker
1	Wieland connection cable with in/out plugs
1	Wieland Schuko/FR connection cable
1	USB data port
1	USB charging port





ART.	Wmm	Dmm	Hmm	KG	RAL	
DYNAMIC1501	1497	780	1983/2383	400	7035+7016	

Made up of:

qty.	description
1	Electrically adjustable unassembled workbench
1	Cabinet W=560 mm with 3 drawers 1x75 2x100
2	Perforated panel/shelf with box-stop edge
1	Kit with 2 dual-slotted uprights for workbenches
1	Kit with 2 inclined supports with track
1	Electric perforated panel
1	Double lamp
1	Pair of supports for cabinet
1	Additional power strip frame with end caps and corner elements

qty.	description
2	Single lamp
1	Supplementary track with fittings
1	USB charging port
1	USB data port
1	Wieland Schuko/FR connection cable
1	Differential magnetic-thermal circuit breaker
1	Schuko 4-socket power strip
2	Schuko 2-socket power strip
36	Picking Box polypropylene container size 2



ART.	Wmm	Dmm	Hmm	KG	RAL	
DYNAMIC1503	1497	780	1983/2383	400	7035+7016	

Made up of:

qty.	description
1	Electrically adjustable unassembled workbench
1	Cabinet W=500 mm with 1 drawer H=150 mm
1	Supplementary track with fittings
1	Perforated panel/shelf
2	Perforated panel/shelf with box-stop edge
1	Kit with 2 dual-slotted uprights for workbenches
1	Kit with 2 inclined supports with track
1	Reversible tray shelf
1	Unipok tool hook - 30-piece pack
1	Cover for cabinet W=500 mm
2	Schuko 2-socket power strip
1	Schuko 4-socket power strip
1	Differential magnetic-thermal circuit breaker
1	Wieland Schuko/FR connection cable
1	USB data port
1	USB charging port
1	Electric perforated panel
1	Double lamp
3	Single lamp
1	Additional power strip frame with end caps and corner elements
1	Pair of supports for cabinet
36	Picking Box polypropylene container size 2





ART.	Wmm	Dmm	Hmm	KG	RAL	
DYNAMIC1502	1497	780	1983/2383	400	7035+7016	


Made up of:

qty.	description
1	Electrically adjustable unassembled workbench
2	Wall unit with door
1	Supplementary track with fittings
2	Perforated panel/shelf with box-stop edge
1	Kit with 2 dual-slotted uprights for workbenches
1	Kit with 2 inclined supports with track
1	Electric perforated panel
1	Schuko 4-socket power strip
1	Differential magnetic-thermal circuit breaker
1	Wieland Schuko/FR connection cable
1	USB data port
1	USB charging port
1	Reversible tray shelf
1	Double lamp
1	Single lamp
1	Additional power strip frame with end caps and corner elements
2	Schuko 2-socket power strip
18	Picking Box polypropylene container size 2

DYNAMIC COMPONENTS

 **400 KG**

 **HEIGHT-ADJUSTABLE**


 **SUPPLIED UNASSEMBLED**




BASE WORKBENCH WITH REVERSIBLE CROSSPIECE

ART.	W mm	D mm	H mm	RAL	
FLE0970E0PD	985	700	740/1140	7035+7016	
FLE1470E0PD	1470	700	740/1140	7035+7016	

1. Reversible crosspiece




The workbench is equipped with legs with electronic height adjustment. The height can vary from minimum 740 mm to maximum 1140 mm.




The numerical keypad allows for controlling the workbench adjustment mechanism. In addition to modifying the worktop's height, it also has 3 positioning memories for rapidly modifying the height of the workbench to the user's requirements.

FRONT VIEW OF THE CROSSPIECE



REAR VIEW OF THE CROSSPIECE




The workbench's crosspiece has incisions for fitting the power sockets and the Iron Team Electric residual current devices. The number of incisions varies in relation to the chosen size. The various components can be installed both on the rear and on the front side of the crosspiece.

The Iron Team Electric devices are not included with the crosspiece.

CROSSPIECE SOCKETS DIAGRAM

1000



1


2

3

5

1

1500



1

2

3

4

5

1

1

hole for cables

2

magnetic-thermal circuit breaker

3

2-socket powerstrip

4

4-socket powerstrip

5

control unit


DYNAMIC COMPONENTS



1. Reversible crosspiece
2. Frame
3. Corner elements
4. End caps

ADDITIONAL POWER STRIP FRAME WITH END CAPS AND CORNER ELEMENTS

ART.	W mm	D mm	H mm	RAL	
FBL46600008	1014	130	208	7035	
FBL46650008	1499	130	208	7035	



TOP VIEW OF THE FRAME



BOTTOM VIEW OF THE FRAME

To assemble the Work Look upright, it is necessary to install the additional frame.

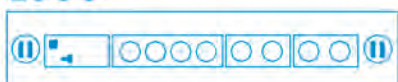


The reversible frame for the workbench has incisions for fitting the power sockets and the Iron Team Electric residual current devices. The number of incisions varies in relation to the chosen size. The various components can be installed both on the top and on the bottom side of the reversible frame.

The Iron Team Electric devices are not included with the additional frame.

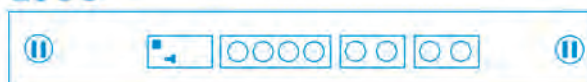
FRAME SOCKETS DIAGRAM

1000



- 1
- 2
- 4
- 3
- 3
- 5

1500



- 1
- 2
- 4
- 3
- 3
- 5

- 1 USB data
- 2 magnetic-thermal circuit breaker
- 3 2-socket power strip
- 4 4-socket power strip
- 5 USB charging port

RAL 7035

RAL 7035 + RAL 7016

LOAD CAPACITY



CABINET WITH 3 DRAWERS



ART.	W mm	D mm	H mm	drawers				RAL	
				no.	h 75 mm	h 100 mm			
MBR05SC010203PD	560	610	369	3	1	2	100-75-50	92-96-100%	7035+7016

CABINET WITH 1 DRAWER



ART.	W mm	D mm	H mm	drawers				RAL	
				no.			h mm		
FBG03S50C0001PD	500	630	210	1	25	86%	150	7035+7016	

COVER FOR CABINET W=500 MM

For cabinet with 1 drawer

ART.	W mm	D mm	H mm	RAL	
FBL66900008	496	601	2	7035	

PAIR OF SUPPORTS FOR CABINET

ART.	W mm	D mm	H mm	RAL	
FBL46010008	2	648	181	7035	

IRONTEAM ELECTRIC



FBLET012007



FBLET004007



FBLET005007



FBLET016007



FBLET013007



FBLET020007



FBLET019007

see page 86

DYNAMIC COMPONENTS



The Dynamic workbench with electronically adjustable height can be used to create a dynamic and ergonomic industrial workstation suited to applications in a variety of sectors. To maximise the user's comfort, Dynamic offers several solutions: cabinets with drawers, additional frames or crossbeams for electrical components, Work Look perforated panels. The legs with adjustable height are controlled through a practical numerical keypad. The height of the workbench can be varied to the millimetre between minimum 740 mm to maximum 1140 mm. The keypad can memorise three different heights to rapidly and easily adjust the worktop with a few steps.



1. 2-layer ESD mat
2. ESD schuko plug
3. Adjustable strap with button and cable
4. Cable with button

2-LAYER ESD MAT

ART.	W mm	D mm	H mm	
FAXTAPIER120XB	900	600	2	

ESD SCHUKO PLUG

ART.	W mm	D mm	H mm	
FAXSCHUKOESD005	52	52	72	

ADJUSTABLE STRAP WITH BUTTON AND CABLE

ART.	Cable length (m)	
FAXITE780419304	2,5	

CABLE WITH BUTTON

ART.	W mm	
FAXITE7804885XB	2500	



RAL 7035



RAL 7035 + RAL 7016



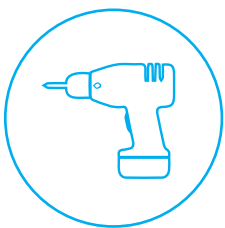

EXTRACTION



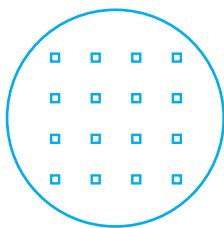
LOAD CAPACITY

WORK LOOK


TOOL WALLS



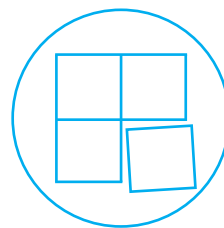
WALL-MOUNTED



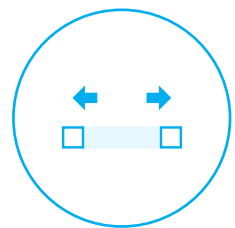
10X10 SQUARE HOLES



SUITABLE FOR WOOD
AND STEEL WORKTOPS



MODULAR



38 MM PITCH

WORK LOOK



ART.	W mm	D mm	H mm	KG	RAL	
MASTERBR1507	1706	750	1985/2360	1000	7035+7016	

Made up of:

qty.	description
1	Unassembled workbench with 40 mm multiplex worktop
1	Cabinet W=560 mm with 5 drawers 1x75 3x100 1x200
2	Top/bottom shelf W=560 mm
1	Left full door H=600 mm with Dark Grey handle
1	Internal shelf W=558 mm
1	Support for intermediate half-shelf
2	Perforated side panel
1	Under-cabinet LED strip
1	Pair of brackets for fastening wall unit to dual-slotted uprights
1	Wall unit with vasistas flip up opening without lock
1	Double lamp
1	Kit with 2 perforated panels/shelves with 1 box-stop edge
1	Kit with 2 inclined supports with track

qty.	description
1	Kit with 2 dual-slotted uprights for workbenches
1	Bin with 30 l capacity
1	Large reversible shelf
1	Bar mount with 4 Picking Box containers size 1
3	Unipok tool hook - 30-piece pack
2	Angled 2-space spray-can holder
1	Roll holder kit with Ø 130 mm roll
1	A4 document-holder pocket
1	Wieland Schuko/FR connection cable
1	Schuko 4-socket power strip
1	Schuko 2-socket power strip
1	Support for 4-socket power strip
1	Support for 2-socket power strip
1	Kit with 2 Picking Box containers size 3A2



LOAD CAPACITY



RAL 7035 + RAL 7016

WORK LOOK




CHANGE THE APPEARANCE OF YOUR WORKBENCH AND MAKE IT SUITABLE FOR VARIOUS USES WITH WORK LOOK!

Depending on how you install it, you can use it as:

a perforated panel, a horizontal shelf, an inclined shelf with box-stop edge.




ART.	W mm	D mm	H mm	 uprights	RAL	
WORKLOOK1001	1015	80	634	50	7035+7016	
WORKLOOK1002	1015	80	634	50	5012	

Made up of:

qty.	description
1	Kit with 2 dual-slotted uprights for workbenches
1	Kit with 2 perforated panels/shelves with 1 box-stop edge




ART.	W mm	D mm	H mm	 uprights	RAL	
WORKLOOK1003	1015	80	938	50	7035+7016	
WORKLOOK1004	1015	80	938	50	5012	

Made up of:

qty.	description
1	Kit with 2 dual-slotted uprights for workbenches
1	Kit with 3 perforated panels/shelves with 2 box-stop edges




ART.	W mm	D mm	H mm	 uprights	RAL	
WORKLOOK1501	1500	80	634	50	7035+7016	
WORKLOOK1502	1500	80	634	50	5012	

Made up of:

qty.	description
1	Kit with 2 dual-slotted uprights for workbenches
1	Kit with 2 perforated panels/shelves with 1 box-stop edge




ART.	W mm	D mm	H mm	 uprights	RAL	
WORKLOOK1503	1500	80	938	50	7035+7016	
WORKLOOK1504	1500	80	938	50	5012	

Made up of:

qty.	description
1	Kit with 2 dual-slotted uprights for workbenches
1	Kit with 3 perforated panels/shelves with 2 box-stop edges

WORK LOOK




ART.	W mm	D mm	H mm	 uprights	RAL	
WORKLOOK2001	2000	80	634	50	7035+7016	
WORKLOOK2002	2000	80	634	50	5012	

Made up of:

qty.	description
1	Kit with 3 dual-slotted uprights
2	Kit with 2 perforated panels/shelves with 1 box-stop edge




ART.	W mm	D mm	H mm	 uprights	RAL	
WORKLOOK2003	2000	80	938	50	7035+7016	
WORKLOOK2004	2000	80	938	50	5012	

Made up of:

qty.	description
1	Kit with 3 dual-slotted uprights
2	Kit with 3 perforated panels/shelves with 2 box-stop edges




ART.	W mm	D mm	H mm	 uprights	RAL	
WORKLOOK3001	2970	80	634	50	7035+7016	
WORKLOOK3002	2970	80	634	50	5012	

Made up of:

qty.	description
1	Kit with 3 dual-slotted uprights
2	Kit with 2 perforated panels/shelves with 1 box-stop edge




ART.	W mm	D mm	H mm	 uprights	RAL	
WORKLOOK3003	2970	80	938	50	7035+7016	
WORKLOOK3004	2970	80	938	50	5012	

Made up of:


qty.	description
1	Kit with 3 dual-slotted uprights
2	Kit with 3 perforated panels/shelves with 2 box-stop edges

CONFIGURATION EXAMPLES



WORK LOOK




ART.	W mm	D mm	H mm	 uprights	RAL	
WORKLOOK1005	1015	373	1063	50	7035+7016	
WORKLOOK1006	1015	373	1063	50	5012	

Made up of:

qty.	description
1	Kit with 2 dual-slotted uprights for workbenches
1	Kit with 2 perforated panels/shelves with 1 box-stop edge
1	Wall unit with vasistas flip up opening without lock
1	Pair of brackets for fastening wall unit to dual-slotted uprights




ART.	W mm	D mm	H mm	 uprights	RAL	
WORKLOOK1007	1015	373	1063	50	7035+7016	
WORKLOOK1008	1015	373	1063	50	5012	

Made up of:

qty.	description
1	Kit with 2 dual-slotted uprights for workbenches
1	Perforated panel/shelf with box-stop edge
1	Electric perforated panel
1	Wall unit with vasistas flip up opening without lock
1	Pair of brackets for fastening wall unit to dual-slotted uprights
1	Schuko 4-socket power strip
1	Wieland Schuko/FR connection cable




ART.	W mm	D mm	H mm	 uprights	RAL	
WORKLOOK1505	1500	373	1063	50	7035+7016	
WORKLOOK1506	1500	373	1063	50	5012	

Made up of:

qty.	description
1	Kit with 2 dual-slotted uprights for workbenches
1	Kit with 2 perforated panels/shelves with 1 box-stop edge
1	Wall unit with vasistas flip up opening without lock
1	Pair of brackets for fastening wall unit to dual-slotted uprights



ART.	W mm	D mm	H mm	 uprights	RAL	
WORKLOOK1507	1500	373	1063	50	7035+7016	
WORKLOOK1508	1500	373	1063	50	5012	


Made up of:

qty.	description
1	Kit with 2 dual-slotted uprights for workbenches
1	Perforated panel/shelf with box-stop edge
1	Electric perforated panel
1	Wall unit with vasistas flip up opening without lock
1	Pair of brackets for fastening wall unit to dual-slotted uprights
1	Schuko 4-socket power strip
1	Wieland Schuko/FR connection cable




WORK LOOK



ART.	W mm	D mm	H mm	 uprights	RAL	
WORKLOOK2005	2000	373	1063	50	7035+7016	
WORKLOOK2006	2000	373	1063	50	5012	

Made up of:


qty.	description
1	Kit with 3 dual-slotted uprights
2	Kit with 2 perforated panels/shelves with 1 box-stop edge
2	Wall unit with vasistas flip up opening without lock
2	Pair of brackets for fastening wall unit to dual-slotted uprights

ART.	W mm	D mm	H mm	 uprights	RAL	
WORKLOOK2007	2000	373	1063	50	7035+7016	
WORKLOOK2008	2000	373	1063	50	5012	

Made up of:


qty.	description
1	Kit with 3 dual-slotted uprights
2	Perforated panel/shelf with box-stop edge
2	Electric perforated panel
2	Wall unit with vasistas flip up opening without lock
2	Pair of brackets for fastening wall unit to dual-slotted uprights
2	Schuko 4-socket power strip
1	Wieland connection cable with in/out plugs
1	Wieland Schuko/FR connection cable



ART.	W mm	D mm	H mm	 uprights	RAL	
WORKLOOK3005	2970	373	1063	50	7035+7016	
WORKLOOK3006	2970	373	1063	50	5012	

Made up of:

qty.	description
1	Kit with 3 dual-slotted uprights
2	Kit with 2 perforated panels/shelves with 1 box-stop edge
2	Wall unit with vasistas flip up opening without lock
2	Pair of brackets for fastening wall unit to dual-slotted uprights

ART.	W mm	D mm	H mm	 uprights	RAL	
WORKLOOK3007	2970	373	1063	50	7035+7016	
WORKLOOK3008	2970	373	1063	50	5012	

Made up of:

qty.	description
1	Kit with 3 dual-slotted uprights
2	Perforated panel/shelf with box-stop edge
2	Electric perforated panel
2	Wall unit with vasistas flip up opening without lock
2	Pair of brackets for fastening wall unit to dual-slotted uprights
2	Schuko 4-socket power strip
1	Wieland connection cable with in/out plugs
1	Wieland Schuko/FR connection cable



CONFIGURATION EXAMPLES



LOAD CAPACITY



RAL 7035 + RAL 7016



RAL 5012



KIT WITH 2 DUAL-SLOTTED UPRIGHTS FOR WORKBENCHES

ART.	W mm	D mm	H mm	KG	suitable for workbench W mm	RAL	
FBL75301604	30	80	637	50	1000-1500	5012	
FBL75301639	30	80	637	50	1000-1500	7016	
FBL75351604	30	80	941	50	1000-1500	5012	
FBL75351639	30	80	941	50	1000-1500	7016	

KIT WITH 3 DUAL-SLOTTED UPRIGHTS

ART.	W mm	D mm	H mm	KG	suitable for workbench W mm	RAL	
FBL75302104	30	80	637	50	2000-3000	5012	
FBL75302139	30	80	637	50	2000-3000	7016	
FBL75352104	30	80	941	50	2000-3000	5012	
FBL75352139	30	80	941	50	2000-3000	7016	

WORK LOOK

INCLINED SUPPORTS WITH BASE TRACK



KIT WITH 2 INCLINED SUPPORTS WITH TRACK

ART.	W mm	D mm	H mm	RAL	
FBL98102039	1015	686	307	7016	
FBL98102004	1015	686	307	5012	



KIT WITH 2 INCLINED SUPPORTS WITH TRACK

ART.	W mm	D mm	H mm	RAL	
FBL98152039	1500	686	307	7016	
FBL98152004	1500	686	307	5012	



KIT WITH 3 INCLINED SUPPORTS WITH 2 TRACKS

ART.	W mm	D mm	H mm	RAL	
FBL98202039	2000	686	307	7016	
FBL98202004	2000	686	307	5012	



KIT WITH 3 INCLINED SUPPORTS WITH 2 TRACKS

ART.	W mm	D mm	H mm	RAL	
FBL98302039	2970	686	307	7016	
FBL98302004	2970	686	307	5012	



SUPPLEMENTARY TRACK WITH FITTINGS

ART.	W mm	D mm	H mm	material	
FBL98101000	1015	60	67	Aluminium	
FBL98151000	1500	60	67	Aluminium	

COMPRESSED AIR SET WITH FLOW BALANCING DEVICE AND FILTER

ART.	
FBL97200300	

Complete with:

1 Ø 10 mm flexible cable

1 T connector (1/4") with cap (B)

2 stops

2 slide fittings

1 carabiner

1 balancing device with 1600 mm-long steel cable with a 1/2 kg load-bearing capacity


1 universal fitting (1/4") for tools (A)

1 spiralled pipe with 5,5 mm internal diameter

1 pipe with 5,5 mm internal diameter for purging the filter

1 regulator filter unit with pressure gauge – which can be used with a maximum pressure of 10 bar, its flow rate is roughly 9 litres per second (on point A) and 11 litres per second (on point B) with a 6.3 bar operating pressure (the flow rate can vary in relation to the technical features of the compressed air line to which the Fami plant is connected)

1/4" couplings



LOAD CAPACITY



RAL 7016



RAL 5012

WORK LOOK

PERFORATED PANELS/SHELF 953 MM




PERFORATED PANEL/SHELF

ART.	W mm	D mm	H mm	Hole dim. mm	Pitch mm	RAL	
FBL76160008	953	31	304	10x10	38	7035	
FBL76160004	953	31	304	10x10	38	5012	




KIT WITH 2 PERFORATED PANELS/SHELVES WITH 1 BOX-STOP EDGE

ART.	W mm	D mm	H mm	Hole dim. mm	Pitch mm	RAL	
FBL76160208	953	31	304	10x10	38	7035	
FBL76160204	953	31	304	10x10	38	5012	



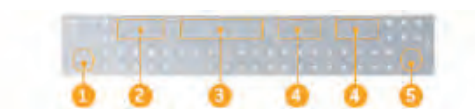
KIT WITH 3 PERFORATED PANELS/SHELVES WITH 2 BOX-STOP EDGES

ART.	W mm	D mm	H mm	Hole dim. mm	Pitch mm	RAL	
FBL76160308	953	31	304	10x10	38	7035	
FBL76160304	953	31	304	10x10	38	5012	



PERFORATED PANEL/SHELF WITH BOX-STOP EDGE

ART.	W mm	D mm	H mm	Hole dim. mm	Pitch mm	RAL	
FBL76170108	953	60	456	10x10	38	7035	
FBL76170104	953	60	456	10x10	38	5012	



ELECTRIC PERFORATED PANEL

ART.	W mm	D mm	H mm	Hole dim. mm	Pitch mm	RAL	
FBL76180008	953	31	152	10x10	38	7035	
FBL76180004	953	31	152	10x10	38	5012	

1. USB data port
2. Differential magnetic-thermal circuit breaker
3. 4-socket power strip
4. 2-socket power strip
5. USB charger



WORK LOOK

PERFORATED PANELS/SHELF 1438 MM



PERFORATED PANEL/SHELF

ART.	W mm	D mm	H mm	Hole dim. mm	Pitch mm	RAL	
FBL76310008	1438	31	304	10x10	38	7035	
FBL76310004	1438	31	304	10x10	38	5012	




KIT WITH 2 PERFORATED PANELS/SHELVES WITH 1 BOX-STOP EDGE

ART.	W mm	D mm	H mm	Hole dim. mm	Pitch mm	RAL	
FBL76310208	1438	31	304	10x10	38	7035	
FBL76310204	1438	31	304	10x10	38	5012	



KIT WITH 3 PERFORATED PANELS/SHELVES WITH 2 BOX-STOP EDGES

ART.	W mm	D mm	H mm	Hole dim. mm	Pitch mm	RAL	
FBL76310308	1438	31	304	10x10	38	7035	
FBL76310304	1438	31	304	10x10	38	5012	



PERFORATED PANEL/SHELF WITH BOX-STOP EDGE

ART.	W mm	D mm	H mm	Hole dim. mm	Pitch mm	RAL	
FBL76320108	1438	60	456	10x10	38	7035	
FBL76320104	1438	60	456	10x10	38	5012	



ELECTRIC PERFORATED PANEL

ART.	W mm	D mm	H mm	Hole dim. mm	Pitch mm	RAL	
FBL76330008	1438	31	152	10x10	38	7035	
FBL76330004	1438	31	152	10x10	38	5012	



1. USB data port
2. Differential magnetic-thermal circuit breaker
3. 4-socket power strip
4. 2-socket power strip
5. USB charger



RAL 7035



RAL 5012

WORK LOOK



ART.	RAL	
WORKLOOK9001	7035	



Made up of:

qty.	description
2	Perforated panel/shelf with box-stop edge
3	Perforated panel/shelf
5	Kit with panel wall-mounting brackets
1	Reversible tray shelf
1	Reversible sanitiser-bottle holder
1	Roll holder kit with roll Ø=240 mm
1	Glove dispenser
1	A4 document-holder pocket
2	Large reversible shelf

qty.	description
1	Bin with 30 l capacity
5	Unipok tool hook - 30-piece pack
1	Schuko 2-socket power strip
1	Schuko 4-socket power strip
1	Differential magnetic-thermal circuit breaker
1	Wieland Schuko/FR connection cable
1	Support for 2-socket power strip
1	Support for 4-socket power strip
1	Support for residual current device
2	Double lamp

KIT WITH PANEL WALL-MOUNTING BRACKETS

ART.	Finish	
FBL76000099	Galvanised	




WORK LOOK

WALL UNITS



WALL UNIT WITH VASISTAS FLIP UP OPENING WITHOUT LOCK

ART.	W mm	D mm	H mm	 KG	RAL	
FBL8005X000PD	943	350	456	50	7035+7016	
FBL8005X00004	943	350	456	50	5012	
FBL8010X000PD	1428	350	456	50	7035+7016	
FBL8010X00004	1428	350	456	50	5012	


LOCKSET FOR WALL UNIT

ART.	
FBL8020C00000	



PAIR OF BRACKETS FOR FASTENING WALL UNIT TO DUAL-SLOTTED UPRIGHTS

ART.	W mm	D mm	H mm	RAL	
FBL8025000008	33	21	455	7035	
FBL8025000004	33	21	455	5012	

 To be used for fastening the wall unit to the dual-slotted uprights



UNDER-CABINET LED STRIP

Without on/off button

ART.	W mm	Colour temperature K	Watt	Hz	Lumen	
FBL99400213	873	4000	15	50/60	1500	
FBL99450213	1173	4000	20	50/60	2000	

 **LOAD CAPACITY**  **RAL 7035 + RAL 7016**  **RAL 5012**  **RAL 7035**

WORK LOOK

WALL-MOUNTED



TOOL PANEL WITH ROUND HOLES

ART.	W mm	D mm	H mm	Hole Ø mm	Pitch mm	RAL	
FBG39100008	1003	15	850	4	21	7035	
FBG39100004	1003	15	850	4	21	5012	
FBG39150008	1503	15	850	4	21	7035	
FBG39150004	1503	15	850	4	21	5012	
FBG39200008	2003	15	850	4	21	7035	
FBG39200004	2003	15	850	4	21	5012	




SHELF FOR TOOL PANELS

ART.	W mm	D mm	H mm	RAL	
FBG39400008	1000	154	126	7035	
FBG39400004	1000	154	126	5012	
FBG39450008	1500	154	126	7035	
FBG39450004	1500	154	126	5012	
FBG39500008	2000	154	126	7035	
FBG39500004	2000	154	126	5012	

WORK LOOK

WALL-MOUNTED




HOOK WITH EYELET FOR PANEL WITH ROUND HOLES

ART.	Multiple of order	W mm	D mm	H mm	Hole Ø mm	Wire Ø mm	Pitch mm	Finish	
FBG39700099	25	60	24	30	17	3,5	21	Galvanised	




HOOK WITH SUPPORT FOR PANEL WITH ROUND HOLES

ART.	Multiple of order	W mm	D mm	H mm	Wire Ø mm	Pitch mm	Finish	
FBG39710099	25	60	24	30	3,5	21	Galvanised	



HOOK WITH SUPPORT FOR PANEL WITH ROUND HOLES

ART.	Multiple of order	W mm	D mm	H mm	Wire Ø mm	Pitch mm	Finish	
FBG39720099	25	110	24	30	3,5	21	Galvanised	



HOOK WITH SUPPORT FOR PANEL WITH ROUND HOLES

ART.	Multiple of order	W mm	D mm	H mm	Wire Ø mm	Pitch mm	Finish	
FBG39730099	25	150	24	30	3,5	21	Galvanised	

COMPONENTS




Watch the video!



COMPONENTS




TABLE WITH FOLDING LEGS

ART.	Overall dimensions when open			Overall dimensions when closed			Worktop material	 KG	RAL	
	W mm	D mm	H mm	W mm	D mm	H mm				
F22WWTABLE00039	1184	590	896	1100	590	60	Multiplex	400	7016	



KIT WITH 3 HOOKS FOR FASTENING THE TABLE VERTICALLY

ART.	W mm	D mm	H mm	 KG	RAL	
F22WWTABLEFIS39	152	81	92	25	7016	

COMPONENTS

WORK CHAIRS



ADJUSTABLE CHAIR WITH PNEUMATIC CYLINDER EQUIPPED WITH WHEELS

ART.	W mm	D mm	material	Seat H mm	No. of wheels	colour	
FQZ22110007	600	600	Polyurethane	495/670	5	Black	



ADJUSTABLE CHAIR WITH PNEUMATIC CYLINDER EQUIPPED WITH WHEELS

ART.	W mm	D mm	material	Seat H mm	No. of wheels	colour	
FQZ12110007	600	600	Beech	470/645	5	Black	



ADJUSTABLE CHAIR WITH PNEUMATIC CYLINDER EQUIPPED WITH FEET AND FOOTREST

ART.	W mm	D mm	material	Seat H mm	No. of feet	No. of footrests	colour	
FQZ22200007	600	600	Polyurethane	535/785	5	1	Black	

COMPONENTS

FAMICARES



SANITISING TOTEM

ART.	W mm	D mm	H mm	Hole dim. mm	Pitch mm	RAL	
FBL76320208	650	377	1559	10x10	38	7035	

IRONTEAM

see page 80



FBLIT002039



FBLIT005039



FBLIT003039



FBLIT001039



FBLIT015039



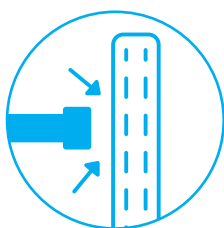
RAL 7035

ERGO WORK

SWIVEL ARMS



CONFIGURABLE




MOUNTING ON
UPRIGHTS




MOUNTING ON
WORKTOP



LOAD-BEARING
CAPACITY 20 KG



ROTATION ANGLE
240–260°



ART.	Wmm	Dmm	Hmm	KG	RAL	
DYNAMIC1506	1497/3139	780	1983/2383	400	7035+7016	

Made up of:

qty.	description
1	Electrically adjustable unassembled workbench
1	Cabinet W=500 mm with 1 drawer H=150 mm
1	Cover for cabinet W=500 mm
1	Pair of supports for cabinet
1	Additional power strip frame with end caps and corner elements
1	Kit with 2 dual-slotted uprights for workbenches
1	Kit with 2 inclined supports with track
1	Double lamp
1	Supplementary track with fittings
1	Compressed air set with flow balancing device and filter
2	Perforated panel/shelf with box-stop edge
3	Single lamp
1	Perforated panel/shelf
1	Electric perforated panel
2	Unipok tool hook - 30-piece pack
1	Differential magnetic-thermal circuit breaker

qty.	description
1	Schuko 4-socket power strip
2	Schuko 2-socket power strip
1	USB charging port
1	USB data port
1	Wieland Schuko/FR connection cable
1	Glove dispenser
1	Reversible sanitiser-bottle holder
36	Picking Box polypropylene container size 2
4	Swivel arm for upright
1	Joint for plate
3	Monitor support plate with VESA standard
1	Panel for Picking Box
3	Bar mount with 4 Picking Box containers size 1
1	Panel for Visual Box
2	Visual Box cabinet with 6 drawers H=112 mm
1	Visual Box cabinet with 5 drawers H=164 mm
1	Inclined tray



LOAD CAPACITY



RAL 7035 + RAL 7016



RAL 7016



RAL 7035



SWIVEL ARM WITH PICKING BOX

ART.	Wmm	Dmm	Hmm	RAL	
ERGOWORK002	760/515	470/283	356	7016	

Made up of:

qty.	description
1	Swivel arm for upright
1	Monitor support plate with VESA standard
1	Panel for Picking Box
3	Bar mount with 4 Picking Box containers size 1



SWIVEL ARM WITH PICKING BOX

ART.	Wmm	Dmm	Hmm	RAL	
ERGOWORK003	826/515	470/348	356	7016	

Made up of:

qty.	description
1	Swivel arm for upright
1	Monitor support plate with VESA standard
1	Panel for Picking Box
1	Bar mount with 3 Picking Box containers size 2
1	Bar mount with 4 Picking Box containers size 1



SWIVEL ARM WITH VISUAL BOX

ART.	Wmm	Dmm	Hmm	RAL	
ERGOWORK004	738/612	601/294	390	7016	

Made up of:

qty.	description
1	Swivel arm for upright
1	Monitor support plate with VESA standard
1	Panel for Visual Box
1	Visual Box cabinet with 5 drawers H=164 mm
2	Visual Box cabinet with 6 drawers H=112 mm



MONITOR SUPPORT PLATE WITH BRACKETS

ART.	Wmm	Dmm	Hmm	RAL	
ERGOWORK014	225/129	119/225	225	7016	

Made up of:

qty.	description
1	Pair of L-shaped brackets
1	Joint for plate
1	Monitor support plate with VESA standard



PERFORATED PANEL WITH HINGES

ART.	W mm	D mm	H mm	RAL	
ERGOWORK007	647	50	479	7035	

Made up of:

qty.	description
1	Perforated panel/shelf with box-stop edge
1	Hinge kit for perforated panel




SWIVEL ARM WITH INCLINED TRAY

ART.	W mm	D mm	H mm	RAL	
ERGOWORK005	674/522	425/470	194	7016	

Made up of:

qty.	description
1	Swivel arm for upright
1	Inclined tray




SWIVEL ARM WITH MONITOR SUPPORT PLATE

ART.	W mm	D mm	H mm	RAL	
ERGOWORK001	652/330	225/225	225	7016	

Made up of:



qty.	description
1	Swivel arm for upright
1	Joint for plate
1	Monitor support plate with VESA standard



RAL 7035

RAL 7016



ART.	W mm	D mm	H mm	 KG without wheels	 KG wheel set	RAL	
CLEVER1031	1036	672	1428	300	300	7035	

Made up of:

qty.	description
1	Unassembled trolley without wheels
1	Wooden worktop with supports
2	Perforated side panel
1	Perforated rear panel
1	Pair of hinged doors

qty.	description
1	Profile with base for worktop
1	Pair of L-shaped brackets
1	Joint for plate
1	Monitor support plate with VESA standard
1	Non-marking synthetic rubber wheels kit Ø 125 mm




SWIVEL ARM WITH INCLINED TRAY

ART.	W mm	D mm	H mm	RAL	
ERGOWORK013	745/521	425/480	552	7016	

Made up of:

qty.	description
1	Profile with base for worktop
1	Swivel arm for profile
1	Inclined tray




SWIVEL ARM WITH MONITOR SUPPORT PLATE

ART.	W mm	D mm	H mm	RAL	
ERGOWORK009	724/402	225/192	550	7016	

Made up of:

qty.	description
1	Profile with base for worktop
1	Swivel arm for profile
1	Joint for plate
1	Monitor support plate with VESA standard



PROFILE WITH MONITOR SUPPORT PLATE

ART.	W mm	D mm	H mm	RAL	
ERGOWORK008	225/199	151/225	560	7016	

Made up of:

qty.	description
1	Profile with base for worktop
1	Pair of L-shaped brackets
1	Joint for plate
1	Monitor support plate with VESA standard



LOAD CAPACITY



RAL 7016



RAL 7035



SWIVEL ARM WITH PICKING BOX

ART.	W mm	D mm	H mm	RAL	
ERGOWORK010	832/515	470/300	628	7016	

Made up of:

qty.	description
1	Profile with base for worktop
1	Swivel arm for profile
1	Monitor support plate with VESA standard
1	Panel for Picking Box
3	Bar mount with 4 Picking Box containers size 1



SWIVEL ARM WITH PICKING BOX

ART.	W mm	D mm	H mm	RAL	
ERGOWORK011	898/515	470/365	628	7016	

Made up of:

qty.	description
1	Profile with base for worktop
1	Swivel arm for profile
1	Monitor support plate with VESA standard
1	Panel for Picking Box
1	Bar mount with 3 Picking Box containers size 2
1	Bar mount with 4 Picking Box containers size 1



SWIVEL ARM WITH VISUAL BOX

ART.	W mm	D mm	H mm	RAL	
ERGOWORK012	808/601	601/275	668	7016	

Made up of:

qty.	description
1	Profile with base for worktop
1	Swivel arm for profile
1	Monitor support plate with VESA standard
1	Panel for Visual Box
1	Visual Box cabinet with 5 drawers H=164 mm
2	Visual Box cabinet with 6 drawers H=112 mm



ART.	W mm	D mm	H mm	KG	RAL	
MASTERBR2008	3347	750	1985/2360	1000	7035+7016	

Made up of:

qty.	description
1	Unassembled workbench with 40 mm multiplex worktop
1	Cover for multiplex worktop
1	Cabinet W=560 mm with 4 drawers 1x75 2x150 1x200
1	Cabinet W=560 mm configured for door with 1 adjustable shelf
1	Left full door H=600 mm with Dark Grey handle
2	Additional half-shelf W=560 mm
1	Kit with 2 dual-slotted uprights for workbenches
1	Kit with 2 inclined supports with track
1	Supplementary track with fittings
1	Double lamp
1	Kit with 3 perforated panels/shelves with 2 box-stop edges
1	Electric perforated panel
2	Schuko 2-socket power strip
1	Schuko 4-socket power strip

qty.	description
1	Differential magnetic-thermal circuit breaker
1	Wieland Schuko/FR connection cable
1	Reversible sanitiser-bottle holder
1	Glove dispenser
1	Roll holder kit with roll Ø=240 mm
4	Kit with 2 Picking Box containers size 3A2
2	Perforated panel/shelf with box-stop edge
2	Hinge kit for perforated panel
4	Bar mount with 4 Picking Box containers size 1
4	Bar mount with 3 Picking Box containers size 2
2	Profile with base for worktop
2	Swivel arm for profile
1	Inclined tray
1	Joint for plate
1	Monitor support plate with VESA standard



LOAD CAPACITY




RAL 7035 + RAL 7016




RAL 7016



RAL 7035



1. Monitor support plate with VESA standard
2. Joint for plate
3. Swivel arm for profile
4. Profile with base for worktop



1. Monitor support plate with VESA standard
2. Panel for Visual Box
3. Visual Box cabinet with 6 drawers H=112 mm
4. Swivel arm for upright



SWIVEL ARM FOR UPRIGHT

ART.	W mm	D mm	H mm	Rotation angle °	material	KG	RAL	
FBL74100039	580/330	72/97	158	240	Aluminium	20	7016	



SWIVEL ARM FOR PROFILE


To be used on profile with base for worktop

ART.	W mm	D mm	H mm	Rotation angle °	material	KG	RAL	
FBL74180039	621/371	57/90	158	260	Aluminium	20	7016	



PROFILE WITH BASE FOR WORKTOP

ART.	W mm	D mm	H mm	suitable for	material	KG	RAL	
FBL74160039	100	100	504	Multiplex worktop- MDF worktop with rubber coating	Aluminium	20	7016	



PANEL FOR VISUAL BOX

To be used with monitor support plate

ART.	W mm	D mm	H mm	Hole dim. mm	Pitch mm	KG	RAL	
FBL74150039	601	31	313	10x10	38	20	7016	

See Visual Box page 190



MONITOR SUPPORT PLATE WITH VESA STANDARD

Can be oriented on one axis

ART.	W mm	D mm	H mm	RAL	
FBL74120039	225	50	225	7016	



JOINT FOR PLATE

To be used with a monitor support plate to be oriented on two axes

ART.	W mm	D mm	H mm	RAL	
FBL74110039	91	67	51	7016	



PAIR OF L-SHAPED BRACKETS

To be used with monitor support plate

ART.	W mm	D mm	H mm	RAL	
FBL74170039	38	36	32	7016	



INCLINED TRAY

ART.	W mm	D mm	H mm	RAL	
FBL74130039	425	308	135	7016	



1. Inclined tray
2. Swivel arm for profile
3. Profile with base for worktop



LOAD CAPACITY



RAL 7016



PANEL FOR PICKING BOX

To be used with monitor support plate

ART.	W mm	D mm	H mm	suitable for	KG	RAL	
FBL74140039	470	12	356	Picking Box containers size 1/2	20	7016	




BAR MOUNT WITH 4 PICKING BOX CONTAINERS SIZE 1

ART.	W mm	D mm	H mm	colour of containers	
FBLIT011000	445	168	85	Dark grey	
FBLIT012000	445	168	85	Black	




BAR MOUNT WITH 3 PICKING BOX CONTAINERS SIZE 2

ART.	W mm	D mm	H mm	colour of containers	
FBLIT013000	447	233	123	Dark grey	
FBLIT014000	447	233	123	Black	




1. Bar mount with 4 Picking Box containers size 1
2. Panel for Picking Box
3. Monitor support plate with VESA standard
4. Swivel arm for upright



PERFORATED PANEL/SHELF

ART.	W mm	D mm	H mm	Hole dim. mm	Pitch mm	RAL	
FBL76070008	647	30	304	10x10	38	7035	
FBL76070004	647	30	304	10x10	38	5012	




PERFORATED PANEL/SHELF WITH BOX-STOP EDGE

ART.	W mm	D mm	H mm	Hole dim. mm	Pitch mm	RAL	
FBL76080108	647	60	456	10x10	38	7035	
FBL76080104	647	60	456	10x10	38	5012	



HINGE KIT FOR PERFORATED PANEL

ART.	W mm	D mm	H mm	RAL	
FBL7600011F	64	54	21	9002	



1. Perforated panel/shelf with box-stop edge
2. Hinge kit for perforated panel



LOAD CAPACITY



RAL 5012



RAL 7016




RAL 7035



ART.	W mm	D mm	H mm	KG	RAL	
MASTERBR1509	1706/3016	750	1985/2360	500	7035+7016	

Made up of:

qty.	description	qty.	description
1	Unassembled workbench with 40 mm multiplex worktop	3	Swivel arm for upright
1	Cabinet W=560 mm with 5 drawers 1x75 3x100 1x200	1	Joint for plate
2	Top/bottom shelf W=560 mm	2	Monitor support plate with VESA standard
1	Left full door H=600 mm with Dark Grey handle	1	Inclined tray
1	Internal shelf W=558 mm	1	Panel for Visual Box
1	Support for intermediate half-shelf	1	Visual Box cabinet with 5 drawers H=164 mm
2	Perforated side panel	2	Visual Box cabinet with 6 drawers H=112 mm
1	Kit with 2 dual-slotted uprights for workbenches	1	Bin with 30 l capacity
1	Kit with 2 perforated panels/shelves with 1 box-stop edge	2	Angled 2-space spray-can holder
1	Kit with 2 inclined supports with track	1	A4 document-holder pocket
1	Double lamp	1	Roll holder kit with Ø 130 mm roll
1	Wall unit with vasistas flip up opening without lock	3	Unipok tool hook - 30-piece pack
1	Under-cabinet LED strip	1	Bar mount with 4 Picking Box containers size 1
1	Pair of brackets for fastening wall unit to dual-slotted uprights	1	Bar mount with 3 Picking Box containers size 2





ART.	W mm	D mm	H mm	KG	RAL	
DYNAMIC1505	1497/1672	780	1983/2383	400	7035+7016	

Made up of:

qty.	description
1	Electrically adjustable unassembled workbench
1	Cabinet W=500 mm with 1 drawer H=150 mm
1	Cover for cabinet W=500 mm
1	Pair of supports for cabinet
1	Additional power strip frame with end caps and corner elements
1	Kit with 2 dual-slotted uprights for workbenches
1	Pair of supports for perforated panel W=1000 mm
1	Kit with 2 inclined supports with track
1	Double lamp
1	Kit with 3 perforated panels/shelves with 2 box-stop edges
1	Electric perforated panel
4	Kit with 2 Picking Box containers size 3A2

qty.	description
1	Differential magnetic-thermal circuit breaker
1	Schuko 4-socket power strip
2	Schuko 2-socket power strip
1	Wieland Schuko/FR connection cable
1	Pair of L-shaped brackets
1	Joint for plate
1	Monitor support plate with VESA standard
2	Perforated panel/shelf with box-stop edge
2	Hinge kit for perforated panel
2	Bar mount with 4 Picking Box containers size 1
4	Bar mount with 3 Picking Box containers size 2
2	Angled 2-space spray-can holder



LOAD CAPACITY



RAL 7035 + RAL 7016




Watch the video!



MOUNTING ON WOOD



MOUNTING ON PERFORATED
PANEL



SUITABLE FOR ALL TOOLS



MULTIPLE POSITIONS



UNIPOK TOOL HOOK - 30-PIECE PACK

Up to 30 tools can be mounted with 1 pack

ART.	pcs per pack	colour	
FBLIT009007	30	Black	

Unipok is the name of the new **universal hooks** from Fami, which use a screw-in system to allow positioning on perforated boards or wooden panels. Each Unipok hook can be positioned a different angle to mount tools with different shapes and dimensions. Free your imagination and optimise organisation of your wall or workbench-mounted perforated board and wooden board, making sure that everything is always close to hand!

Unipok makes organisation child's play!




Mounting on wood



Mounting on perforated panel

WITH 4 POSITIONS FOR ENDLESS COMBINATIONS!



IRONTEAM

UNIVERSAL ACCESSORIES




MOUNTING ON WOOD




MOUNTING ON PERFORATED
PANEL



WALL-MOUNTED



FASTENING SET FOR WOOD
AND PERFORATED PANEL
INCLUDED



ANGLED 2-SPACE SILICONE HOLDER

ART.	W mm	D mm	H mm	Hole Ø mm	RAL	
FBLIT008039	150	71	96	61	7016	



ANGLED 2-SPACE SPRAY-CAN HOLDER

ART.	W mm	D mm	H mm	Hole Ø mm	RAL	
FBLIT007039	188	111	172	70	7016	



6-SPACE SPRAY-CAN HOLDER

ART.	W mm	D mm	H mm	RAL	
FBLIT010039	455	75	167	7016	



CONTAINER HOLDER KIT WITH HAND-WIPE CONTAINER

ART.	RAL	
FBLIT006039	7016	




ROLL HOLDER KIT WITH ROLL Ø=240 MM

ART.	W mm	D mm	H mm	RAL	
FBLIT004039	297	275	270	7016	



ROLL HOLDER KIT WITH Ø 130 MM ROLL

ART.	W mm	D mm	H mm	RAL	
FBLIT003039	257	135	168	7016	



REVERSIBLE SANITISER-BOTTLE HOLDER

ART.	W mm	D mm	H mm	RAL	
FBLIT002039	113	100	62	7016	




GLOVE DISPENSER

ART.	W mm	D mm	H mm	RAL	
FBLIT005039	247	81	132	7016	



MAGNET COMPLETE WITH CLIP AND SCREW – 10-PIECE PACK

ART.	pcs per pack	Ø mm	Finish	
FBL95410000	10	20	Galvanised	



CURVED HOOK

ART.	multiple order qty	Ø mm	W mm	D mm	H mm	Finish	
CMV10001	10	5	43	20	45	Galvanised	



ANGLED HOOK

ART.	multiple order qty	Ø mm	W mm	D mm	H mm	Finish	
CMV10016	10	5	40	50	45	Galvanised	



SCREWDRIVER HOLDER

ART.	multiple order qty	W mm	D mm	H mm	Finish	
CMV10022	10	35	38	45	Galvanised	



SIMPLE HOOK

ART.	multiple order qty	Ø mm	W mm	D mm	H mm	Finish	
CMV10036	10	6	35	50	55	Galvanised	



WALL UNIT WITH DOOR

ART.	W mm	D mm	H mm	KG	RAL	
FBL8015C000PD	460	250	456	25	7035+7016	
FBL8015C00004	460	250	456	25	5012	



Example of wall unit application on Work Look panel with Iron Team power sockets. The wall unit is supplied without the back.



BAR MOUNT WITH 4 PICKING BOX CONTAINERS SIZE 1

ART.	W mm	D mm	H mm	colour of containers	
FBLIT011000	445	168	85	Dark grey	
FBLIT012000	445	168	85	Black	



BAR MOUNT WITH 3 PICKING BOX CONTAINERS SIZE 2

ART.	W mm	D mm	H mm	colour of containers	
FBLIT013000	447	233	123	Dark grey	
FBLIT014000	447	233	123	Black	



BAR MOUNT FOR PICKING BOX CONTAINERS SIZE 1/2

ART.	W mm	D mm	H mm	Finish	
FBLIT020099	445	9	85	Galvanised	



KIT FOR CONTAINER HOLDER

ART.	Strap L mm	RAL	
FBLIT018039	910	7016	



A4 DOCUMENT-HOLDER POCKET

ART.	W mm	D mm	H mm	RAL	
FBLIT001039	365	68	187	7016	



FIRST-AID KIT

ART.	W mm	D mm	H mm	
FBLIT024000	256	90	190	



MOUNT FOR EXTINGUISHER WITH 2 KG FIRE EXTINGUISHER

ART.	W mm	D mm	H mm	
FBLIT023000	115	115	400	



MOUNT FOR CABLES

ART.	W mm	D mm	H mm	RAL	
FBLIT019039	220	95	101	7016	



GALVANISED



RAL 5012



RAL 7035 + RAL 7016



RAL 7016



MONITOR SUPPORT PLATE WITH BRACKETS

ART.	W mm	D mm	H mm	RAL	
ERGOWORK014	225/129	119/225	225	7016	

Made up of:

qty.	description
1	Pair of L-shaped brackets
1	Joint for plate
1	Monitor support plate with VESA standard



BIN WITH 30 L CAPACITY

ART.	W mm	D mm	H mm	L	RAL	
FBLIT025039	387	277	394	30	7016	



CASE WITH CONTAINERS

ART.	W mm	D mm	H mm	
FBLIT022001	440	350	80	



TOOL CASE HOLDER KIT

ART.	RAL	
FBLIT021039	7016	




SMALL REVERSIBLE SHELF

ART.	W mm	D mm	H mm	RAL	
FBLIT017039	303	317	144	7016	



LARGE REVERSIBLE SHELF

ART.	W mm	D mm	H mm	RAL	
FBLIT016039	455	317	144	7016	



KIT WITH 2 PICKING BOX CONTAINERS SIZE 3A2

ART.	W mm	D mm	H mm	colour	
FBLIT027001	200	350	145	Dark grey	



KIT WITH 10 CONTAINERS

ART.	
FBLIT028000	



REVERSIBLE TRAY SHELF

ART.	W mm	D mm	H mm	RAL	
FBLIT015039	455	160	40	7016	



DRILL-BIT HOLDER

ART.	W mm	D mm	H mm	Finish	
FBLIT0260ZZ	155	84	39	Stainless steel	

The tool-head block can be used inside the reversible tray shelf





SUPPORT FOR RESIDUAL CURRENT DEVICE

ART.	W mm	D mm	H mm	RAL	
FBLET003039	159	32	92	7016	



DIFFERENTIAL MAGNETIC-THERMAL CIRCUIT BREAKER 2P+E 16A, 30mA TYPE A

ART.	W mm	D mm	H mm	colour	
FBLET012007	159	59	90	Black	



SUPPORT FOR 2-SOCKET POWER STRIP

ART.	W mm	D mm	H mm	RAL	
FBLET001039	148	32	92	7016	



2-SOCKET POWER STRIP

ART.	W mm	D mm	H mm	Type of socket	colour	
FBLET004007	148	59	46	Schuko	Black	
FBLET006007	148	59	46	Swiss	Black	
FBLET008007	148	59	46	British	Black	
FBLET010007	148	59	46	French	Black	



SUPPORT FOR 4-SOCKET POWER STRIP

ART.	W mm	D mm	H mm	RAL	
FBLET002039	249	32	92	7016	



4-SOCKET POWER STRIP

ART.	W mm	D mm	H mm	Type of socket	colour	
FBLET005007	248	59	46	Schuko	Black	
FBLET007007	248	59	46	Swiss	Black	
FBLET009007	248	59	46	British	Black	
FBLET011007	248	59	46	French	Black	



WIELAND CONNECTION CABLE WITH IN/OUT PLUGS

ART.	W mm	D mm	H mm	colour	
FBLET013007	200	28	13	Black	



WIELAND CONNECTION CABLE

ART.	W mm	D mm	H mm	Plug type	colour	
FBLET016007	3000	50	50	Schuko/ French	Black	
FBLET017007	3000	50	50	British	Black	
FBLET018007	3000	50	50	Swiss	Black	



WIELAND H-SHAPED DISTRIBUTION BLOCK WITH 2 OUTPUTS

ART.	W mm	D mm	H mm	colour	
FBLET015007	60	35	35	Black	



WIELAND CONNECTION CABLE WITH IN/OUT PLUGS

ART.	W mm	D mm	H mm	colour	
FBLET014007	1500	28	13	Black	





USB DATA PORT

ART.	Ø mm	W mm	H mm	colour	
FBLET019007	59	70	54	Black	



USB CHARGING PORT

ART.	Ø mm	W mm	H mm	colour	
FBLET020007	59	70	54	Black	





SINGLE LAMP

Without on/off button

ART.	Wmm	Colour temperature K	Watt	Hz	Lumen	RAL	
FBL99400008	955	4000	15	50/60	1500	7035	
FBL99450008	1440	4000	20	50/60	2000	7035	



DOUBLE LAMP

Without on/off button

ART.	Wmm	Colour temperature K	Watt	Hz	Lumen	RAL	
FBL99400108	955	4000	15	50/60	1500	7035	
FBL99450108	1440	4000	20	50/60	2000	7035	




Example of mounting on overhead rails



Example of mounting on perforated panel using brackets



Example of mounting with magnets



MASTER DE - FLEXA


CABINETS WITH DRAWERS



The drawers of Fami tool cabinets have a perforated bottom and side slots for customising the internal arrangement of the drawer with the dividing elements.




DRAWER LOAD-BEARING
CAPACITY FROM 50 TO 100
KG



PERFORATED DRAWERS



BALL BEARINGS



KEY-OPERATED CLOSURE

MASTER DE

Full extension
100%



Load-bearing capacity up to
100 kg



CUSTOMISABLE HANDLES



A WEALTH OF INFORMATION

Add barcodes, labels or images to handles for quick **identification** of the **contents** of each individual **drawer**.

ENHANCED VISUAL CONE



FULL VIEW OF CONTENTS

The extension range and shape of the cabinet ensure a **full view** of the **contents** of upper **drawers**.

FULL EXTENSION



FREE TO CONFIGURE

Change the drawer's **extension** quickly and easily to **increase the load-bearing capacity up to 100 kg**.

HIGH-PERFORMANCE RUNNERS



QUICK MOVEMENT WITHOUT PROBLEMS

The runners as long as the drawers allow the **bearing** to be moved to the **front** of the cabinet, thus increasing the **visibility**, **load-bearing capacity** and **extension**.

PERFORATED DRAWERS



ORGANISATION DOWN TO THE MILLIMETRE


Holes and slots on the drawers make it easier to add **internal dividers** for **optimally arranging** tools and materials.

FLEXA

Full extension
100%





Load capacity
70 kg





MASTER DE 36x36 EH

DRAWER UNIT W=714 MM - FULL-EXTENSION DRAWERS



ART.	Wmm	Dmm	H mm	drawers									RAL	
				no.	h 50 mm	h 75 mm	h 100 mm	h 150 mm	h 200 mm	h 300 mm				
D33A100C0100104	714	726	1000	6	-	-	-	6	-	-	100-75-50	92-96-100%	5012	
D33A100C0100108	714	726	1000	6	-	-	-	6	-	-	100-75-50	92-96-100%	7035	
D33A100C01001PD	714	726	1000	6	-	-	-	6	-	-	100-75-50	92-96-100%	7035+7016	
D33A100C0100204	714	726	1000	7	1	2	2	-	1	1	100-75-50	92-96-100%	5012	
D33A100C0100208	714	726	1000	7	1	2	2	-	1	1	100-75-50	92-96-100%	7035	
D33A100C01002PD	714	726	1000	7	1	2	2	-	1	1	100-75-50	92-96-100%	7035+7016	



ART.	Wmm	Dmm	Hmm	drawers								RAL	
				no.	h50 mm	h75 mm	h100 mm	h150 mm	h200 mm				
D33A100C0100304	714	726	1000	8	1	2	2	2	1	100-75-50	92-96-100%	5012	
D33A100C0100308	714	726	1000	8	1	2	2	2	1	100-75-50	92-96-100%	7035	
D33A100C01003PD	714	726	1000	8	1	2	2	2	1	100-75-50	92-96-100%	7035+7016	
D33A100C0100404	714	726	1000	9	-	-	9	-	-	100-75-50	92-96-100%	5012	
D33A100C0100408	714	726	1000	9	-	-	9	-	-	100-75-50	92-96-100%	7035	
D33A100C01004PD	714	726	1000	9	-	-	9	-	-	100-75-50	92-96-100%	7035+7016	


MASTER DE 36x36 EH COMPONENTS

DIVIDING MATERIAL FOR CABINET WITH DRAWERS W=714 MM




3-EDGE TOP SHELF COATED WITH PVC


ART.	Wmm	Dmm	Hmm	colour	
M33T023AG003107	715	729	31	Black	




ART.	Suitable for drawer H mm	components	
FFH20051500	50/300	35 x transversal dividers W=73 mm 16 x 2-channel dividers	




ART.	Suitable for drawer H mm	components	
FFH20051600	50/300	50 x transversal dividers W=47 mm 16 x 3-channel dividers	



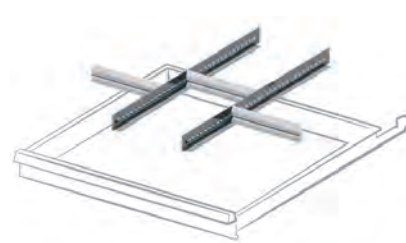
ART.	Suitable for drawer H mm	components	
FFH20051700	50/300	65 x transversal dividers W=36 mm 16 x 4-channel dividers	



ART.	Suitable for drawer H mm	components	
FFH20051200	50	16 x 75x75 mm divider boxes	
FFH20071200	75	16 x 150x75 mm divider boxes 4 x 150x150 mm divider boxes	



ART.	Suitable for drawer H mm	components	
FFH20051300	50	16 x 150x75 mm divider boxes	
FFH20071300	75	8 x 150x150 mm divider boxes	
FFH20101300	100/125		



ART.	Suitable for drawer H mm	components	
FFH20050600	50	2 x longitudinal slotted dividers W=610 mm	
FFH20070600	75	3 x transversal dividers W=202 mm	
FFH20100600	100/125		
FFH20150600	150/175		
FFH20200600	200/250		
FFH20300600	300		



EXTRACTION



LOAD CAPACITY



RAL 7035 + RAL 7016



RAL 5012





RAL 7035



MASTER DE 54x36 EH

DRAWER UNIT W=1020 MM - FULL-EXTENSION DRAWERS



ART.	Wmm	Dmm	Hmm	drawers				RAL	
				no.	h 150 mm				
D53A100C0100104	1020	726	1000	6	6	100-75-50	92-96-100%	5012	
D53A100C0100108	1020	726	1000	6	6	100-75-50	92-96-100%	7035	
D53A100C01001PD	1020	726	1000	6	6	100-75-50	92-96-100%	7035+7016	



ART.	W mm	D mm	H mm	drawers									RAL	
				no.	h 50 mm	h 75 mm	h 100 mm	h 150 mm	h 200 mm	h 300 mm				
D53A100C0100204	1020	726	1000	7	1	2	2	-	1	1	100-75-50	92-96-100%	5012	
D53A100C0100208	1020	726	1000	7	1	2	2	-	1	1	100-75-50	92-96-100%	7035	
D53A100C01002PD	1020	726	1000	7	1	2	2	-	1	1	100-75-50	92-96-100%	7035+7016	
D53A100C0100304	1020	726	1000	8	1	2	2	2	1	-	100-75-50	92-96-100%	5012	
D53A100C0100308	1020	726	1000	8	1	2	2	2	1	-	100-75-50	92-96-100%	7035	
D53A100C01003PD	1020	726	1000	8	1	2	2	2	1	-	100-75-50	92-96-100%	7035+7016	



MASTER DE 54x36 EH COMPONENTS

DIVIDING MATERIAL FOR CABINET WITH DRAWERS W=1020 MM





3-EDGE TOP SHELF COATED WITH PVC

ART.	Wmm	Dmm	Hmm	colour	
M53T023AG003107	1021	729	31	Black	





ART.	Suitable for drawer H mm	components	
FFH50050800	50	12 x 150x75 mm divider boxes 18 x 150x150 mm divider boxes	
FFH50070800	75		
FFH50100800	100/125		

ART.	Suitable for drawer H mm	components	
FFH50051900	50/300	30 x transversal dividers W=36 mm	
		10 x transversal dividers W=47 mm	
		8 x 3-channel dividers	
		16 x 4-channel dividers	



ART.	Suitable for drawer H mm	components	
FFH50051700	50	20 x 75x75 mm divider boxes 14 x 150x75 mm divider boxes 12 x 150x150 mm divider boxes	
FFH50071700	75		

ART.	Suitable for drawer H mm	components	
FFH50051800	50	24 x 150x150 mm divider boxes	
FFH50071800	75		
FFH50101800	100/125		



ART.	Suitable for drawer H mm	components	
FFH50051300	50	5 x longitudinal slotted dividers W=610 mm 12 x transversal dividers W=151 mm	
FFH50071300	75		
FFH50101300	100/125		
FFH50151300	150/175		
FFH50201300	200/250		
FFH50301300	300		

ART.	Suitable for drawer H mm	components	
FFH50050700	50	4 x longitudinal slotted dividers W=610 mm 2 x transversal dividers W=151 mm 3 x transversal dividers W=202 mm	
FFH50070700	75		
FFH50100700	100/125		
FFH50150700	150/175		
FFH50200700	200/250		
FFH50300700	300		



EXTRACTION



LOAD CAPACITY



RAL 7035 + RAL 7016



RAL 5012



RAL 7035

MASTER DE 54x36 EH

CABINET W=1020 MM



ART.	Wmm	Dmm	Hmm	No. of doorpairs	No. of adjustable shelves	RAL	
D53A100C0100504	1020	726	1000	1	1	5012	
D53A100C0100508	1020	726	1000	1	1	7035	
D53A100C01005PD	1020	726	1000	1	1	7035+7016	



ART.	Wmm	Dmm	Hmm	No. of doorpairs	Doormaterial	No. of adjustable shelves	RAL	
D53A100C0100604	1020	726	1000	1	Polycarbonate	1	5012	
D53A100C0100608	1020	726	1000	1	Polycarbonate	1	7035	
D53A100C01006PD	1020	726	1000	1	Polycarbonate	1	7035+7016	

MASTER DE 54x36 EH COMPONENTS

DIVIDING MATERIAL FOR CABINET WITH DRAWERS W=1020 MM



3-EDGE TOP SHELF COATED WITH PVC

ART.	W mm	D mm	H mm	colour	
M53T023AG003107	1021	729	31	Black	



In the Master DE full extension is a standard feature.



RAL 7035 + RAL 7016



RAL 5012



RAL 7035

FLEXA 36x27 EH

DRAWER UNIT W=717 MM - FULL-EXTENSION DRAWERS



ART.	Wmm	Dmm	H mm	drawers							RAL	
				no.	h 75 mm	h 100 mm	h 150 mm	h 200 mm	KG			
FDF109054PD	717	600	1002	7	2	1	3	1	70	100%	7035+7016	
FDF10905408	717	600	1002	7	2	1	3	1	70	100%	7035	
FDF10905404	717	600	1002	7	2	1	3	1	70	100%	5012	
FDF109056PD	717	600	1002	9	-	9	-	-	70	100%	7035+7016	
FDF10905608	717	600	1002	9	-	9	-	-	70	100%	7035	
FDF10905604	717	600	1002	9	-	9	-	-	70	100%	5012	



ART.	W mm	Dmm	H mm	KG	drawers					Wheels						RAL	
					no.	h 100 mm	h 200 mm	KG		Ø mm	H mm	material					
FDGD56001PD	794	600	853	225	5	4	1	70	100%	100	128	Standard rubber	1	1	2	7035+7016	
FDGD5600108	794	600	853	225	5	4	1	70	100%	100	128	Standard rubber	1	1	2	7035	
FDGD5600104	794	600	853	225	5	4	1	70	100%	100	128	Standard rubber	1	1	2	5012	



SWIVEL WHEEL



SWIVEL WHEEL WITH BRAKE




FIXED WHEEL

DIVIDING MATERIAL FOR CABINET WITH DRAWERS W=717 MM




4-EDGE TOP SHELF COATED WITH PVC


ART.	W mm	D mm	H mm	colour	
FDF99400107	717	602	22	Black	



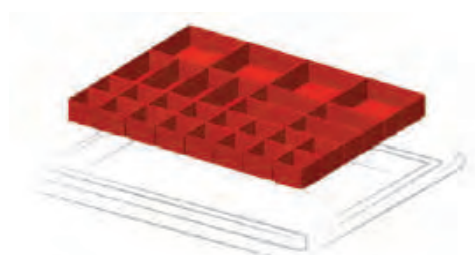
ART.	Suitable for drawer H mm	components	
FFH10051000	50/300	3 x 3-channel dividers 9 x 4-channel dividers 12 x transversal dividers W=47 mm 36 x transversal dividers W=36 mm	



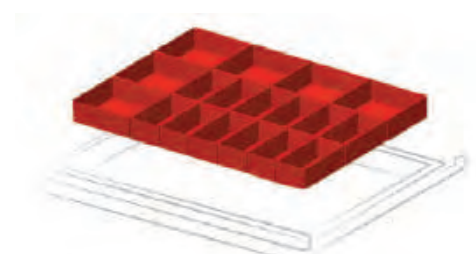
ART.	Suitable for drawer H mm	components	
FFH10051300	50/300	18 x transversal dividers W=47 mm 12 x transversal dividers W=73 mm 6 x 2-channel dividers 6 x 3-channel dividers	




ART.	Suitable for drawer H mm	components	
FFH10051500	50/300	20 x transversal dividers W=36 mm 20 x transversal dividers W=47 mm 6 x 3-channel dividers 5 x 4-channel dividers 1 x Allen key holder	



ART.	Suitable for drawer H mm	components	
FFH10071800	75	16 x 75x75 mm divider boxes 8 x 150x75 mm divider boxes 4 x 150x150 mm divider boxes	



ART.	Suitable for drawer H mm	components	
FFH10071600	75	12 x 150x75 mm divider boxes	
FFH10101600	100/125	6 x 150x150 mm divider boxes	



ART.	Suitable for drawer H mm	components	
FFH10070500	75	2 x longitudinal slotted dividers W=457 mm	
FFH10100500	100/125	3 x transversal dividers W=202 mm	
FFH10150500	150/175		
FFH10200500	200/250		



EXTRACTION



LOAD CAPACITY



RAL 7035 + RAL 7016



RAL 5012



RAL 7035

DIVIDING MATERIAL FOR CABINET WITH DRAWERS W=1023 MM



ART.	Wmm	Dmm	Hmm	drawers							RAL	
				no.	h 75mm	h 100mm	h 150mm	h 200mm	KG			
FDL109054PD	1023	600	1002	7	2	1	3	1	50	100%	7035+7016	
FDL10905408	1023	600	1002	7	2	1	3	1	50	100%	7035	
FDL10905404	1023	600	1002	7	2	1	3	1	50	100%	5012	
FDL109056PD	1023	600	1002	9	-	9	-	-	50	100%	7035+7016	
FDL10905608	1023	600	1002	9	-	9	-	-	50	100%	7035	
FDL10905604	1023	600	1002	9	-	9	-	-	50	100%	5012	




DIVIDING MATERIAL FOR CABINET WITH DRAWERS W=1023 MM




3-EDGE TOP SHELF COATED WITH PVC

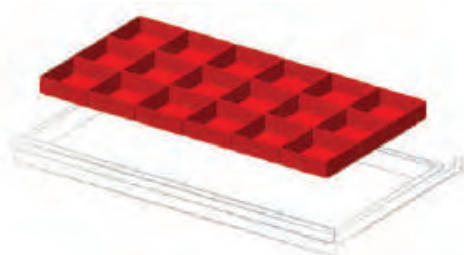
ART.	W mm	D mm	H mm	colour	
FDL91500107	1024	601	30	Black	




ART.	Suitable for drawer H mm	components	
FFH40051200	50/300	15 x transversal dividers W=36 mm 10 x transversal dividers W=47 mm 6 x transversal dividers W=73 mm 6 x 2-channel dividers 6 x 3-channel dividers 6 x 4-channel dividers	




ART.	Suitable for drawer H mm	components	
FFH40051500	50/300	30 x transversal dividers W=36 mm 10 x transversal dividers W=47 mm 6 x 3-channel dividers 12 x 4-channel dividers	



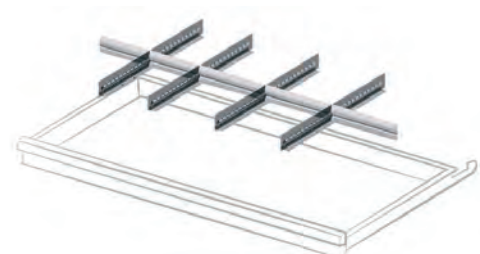
ART.	Suitable for drawer H mm	components	
FFH40071100	75	18 x 150x150 mm divider boxes	
FFH40101100	100/125		



ART.	Suitable for drawer H mm	components	
FFH40071300	75	12 x 150x75 mm divider boxes 12 x 150x150 mm divider boxes	
FFH40101300	100/125		



ART.	Suitable for drawer H mm	components	
FFH40071600	75	20 x 75x75 mm divider boxes 14 x 150x75 mm divider boxes 6 x 150x150 mm divider boxes	



ART.	Suitable for drawer H mm	components	
FFH40070500	75	4 x longitudinal slotted dividers W=457 mm 2 x transversal dividers W=151 mm 3 x transversal dividers W=202 mm	
FFH40100500	100/125		
FFH40150500	150/175		
FFH40200500	200/250		



EXTRACTION



LOAD CAPACITY



RAL 7035 + RAL 7016



RAL 5012



RAL 7035



WHEELED COMPUTER CABINET

ART.	W mm	D mm	H mm	KG wheel set	RAL	
MASTERC01	792	617	1731	450	7035	

Made up of:

qty.	description
1	Lower cabinet with 1 drawer
1	Upper cabinet with polycarbonate door
1	Tubular handle
1	Flexible extractable shelf with Dark Grey handle
1	Socket support
1	Schuko 4-socket powerstrip
1	Wieland Schuko/FR connection cable
1	230 V fan without grille with Schuko plug
1	Nylon wheels kit Ø 100 mm



UPPER CABINET WITH POLYCARBONATE DOOR

ART.	W mm	D mm	H mm	RAL	
FAS1450C01008	714	247	650	7035	


Equipped for inserting a monitor measuring up to 24"



UPPER CABINET WITH SHUTTER

ART.	W mm	D mm	H mm	RAL	
FAS1450C02008	714	247	650	7035	

Equipped for inserting a monitor measuring up to 24"



LOWER CABINET WITH 1 DRAWER

ART.	W mm	D mm	H mm	KG	No. of drawers	No. of keyboard trays	No. of adjustable shelves	RAL	
FAS1400C00508	714	598	950	200	1	1	1	7035	



keyboard tray

MASTER CS COMPONENTS

KIT WITH WHEELS



ART.	Ø mm	KG	H mm	material			
FKRU1252101	125	300	155	Non-marking synthetic rubber	-	2	2
FKRV1001107	100	450	128	Nylon	1	1	2



SWIVEL WHEEL



SWIVEL WHEEL WITH BRAKE



FIXED WHEEL



FLEXIBLE EXTRACTABLE SHELF WITH DARK GREY HANDLE 36X27 EH

ART.	useful dimensions		RAL	
	W mm	D mm		
M32C05701101F39	602	449	7016	



TUBULAR HANDLE

ART.	W mm	D mm	H mm	RAL	
M02R00000000007	484	80	46	9005	

ADJUSTABLE SHELF WITH SUPPORTS 36X27 EH

ART.	W mm	D mm	H mm	RAL	
M32PR2500001139	663	560	52	7016	



230 V FAN WITHOUT GRILLE WITH SCHUKO PLUG

ART.	W mm	D mm	H mm	colour	
FAS32200100	125	44	125	Black	



3-EDGE TOP SHELF COATED WITH PVC WITH CABLE HOLE 36X27 EH

ART.	W mm	D mm	H mm	colour	
M32T023AG007107	715	576	31	Black	



SOCKET SUPPORT

ART.	W mm	D mm	H mm	Finish	
FAS30210099	542	10	77	Galvanised	

EXAMPLES OF POWER STRIP ARRANGEMENTS ON SOCKET SUPPORT



With 4-socket power strip



With 2-socket power strip + 4-socket power strip



With differential magnetic-thermal circuit breaker + 4-socket power strip

IRON TEAM

see page 86



FBLET012007



FBLET004007



FBLET005007



FBLET016007



GALVANISED



RAL 7035



RAL 7016



RAL 9005




LOAD CAPACITY

STANDARD CS PC WORKSTATION



WHEELED COMPUTER CABINET


ART.	W mm	D mm	H mm	 wheel set	RAL	
STANDARDCS01	807	654	1688	450	7035	

Made up of:

qty.	description
1	Computer cabinet
1	Tubular handle
1	Socket support
1	Simple-extension extractable tray
1	Schuko 4-socket power strip
1	Wieland Schuko/FR connection cable
1	230 V fan without grille with Schuko plug
1	Nylon wheels kit Ø 100 mm






COMPUTER CABINET

ART.	W mm	D mm	H mm		No. of keyboard trays	No. of adjustable shelves	RAL	
FAS1600C00208	717	635	1560	400	1	2	7035	
FAS1600C00204	717	635	1560	400	1	2	5012	

STANDARD CS COMPONENTS



KIT WITH WHEELS

ART.	Ø mm	KG	H mm	material				
FKRU1252101	125	300	155	Non-marking synthetic rubber	-	2	2	
FKRV1001107	100	450	128	Nylon	1	1	2	




SWIVEL WHEEL



SWIVEL WHEEL WITH BRAKE



FIXED WHEEL



SIMPLE-EXTENSION EXTRACTABLE TRAY

ART.	W mm	D mm	H mm	RAL	
FAS2360S039	650	582	36	7016	



ADJUSTABLE SHELF WITH HOOKS

ART.	W mm	D mm	H mm	RAL	
FAS2040S139	688	591	38	7016	



TUBULAR HANDLE

ART.	W mm	D mm	H mm	RAL	
FCL09950007	502	80	46	9005	



230 V FAN WITHOUT GRILLE WITH SCHUKO PLUG

ART.	W mm	D mm	H mm	colour	
FAS32200100	125	44	125	Black	



PAIR OF PLINTHS

ART.	W mm	D mm	H mm	RAL	
FRR16250007	59	608	100	9005	



SOCKET SUPPORT

ART.	W mm	D mm	H mm	Finish	
FAS30210099	542	10	77	Galvanised	

EXAMPLES OF POWER STRIP ARRANGEMENTS ON SOCKET SUPPORT



With 4-socket power strip



With 2-socket power strip + 4-socket power strip



With differential magnetic-thermal circuit breaker + 4-socket power strip

IRON TEAM

see page 86



FBLET012007



FBLET004007



FBLET005007



FBLET016007



GALVANISED



RAL 5012



RAL 7035



RAL 7016



RAL 9005




LOAD CAPACITY

PERFOM

HINGED DOOR CABINETS



Watch the video!



CONFIGURABLE



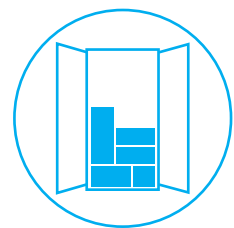
LOAD CAPACITY
800/1200 KG



DIVIDING MATERIAL



KEY-OPERATED
CLOSURE



MOUNTED CABINET +
ACCESSORIES PACKED
INSIDE THE CABINET



ART.	Wmm	Dmm	Hmm	KG	RAL	
PERFOM15001	1193	555	1000	800	7035+7016	
PERFOM15002	1193	555	1000	800	7035	
PERFOM15003	1193	555	1000	800	5012	

Made up of:

qty.	description
1	Cabinet with hinged doors
1	Kit with 2 slotted shelves



ART.	Wmm	Dmm	Hmm	KG	RAL	
PERFOM15004	1193	555	1000	800	7035+7016	
PERFOM15005	1193	555	1000	800	7035	
PERFOM15006	1193	555	1000	800	5012	

Made up of:

qty.	description
1	Cabinet with hinged doors
1	Telescopic-extension drawer H=100 mm
1	Kit with 2 slotted shelves



ART.	Wmm	Dmm	Hmm	KG	RAL	
PERFOM15007	1193	555	1000	800	7035+7016	
PERFOM15008	1193	555	1000	800	7035	
PERFOM15009	1193	555	1000	800	5012	

Made up of:

qty.	description
1	Cabinet with hinged doors
2	Telescopic-extension drawer H=100 mm
1	Kit with 2 slotted shelves



ART.	Wmm	Dmm	Hmm	KG	RAL	
PERFOM15010	1193	555	1000	800	7035+7016	
PERFOM15011	1193	555	1000	800	7035	
PERFOM15012	1193	555	1000	800	5012	

Made up of:

qty.	description
1	Cabinet with hinged doors
3	Telescopic-extension drawer H=100 mm
1	Slotted shelf



ART.	W mm	D mm	H mm	KG	RAL	
PERFOM17001	1193	555	2000	1200	7035+7016	
PERFOM17002	1193	555	2000	1200	7035	
PERFOM17003	1193	555	2000	1200	5012	

Made up of:

qty.	description
1	Cabinet with hinged doors
2	Kit with 2 slotted shelves



ART.	W mm	D mm	H mm	KG	RAL	
PERFOM17004	1193	555	2000	1200	7035+7016	
PERFOM17005	1193	555	2000	1200	7035	
PERFOM17006	1193	555	2000	1200	5012	

Made up of:

qty.	description
1	Cabinet with hinged doors
3	Telescopic-extension drawer H=100 mm
2	Kit with 2 slotted shelves



ART.	W mm	D mm	H mm	KG	RAL	
PERFOM17007	1193	555	2000	1200	7035+7016	
PERFOM17008	1193	555	2000	1200	7035	
PERFOM17009	1193	555	2000	1200	5012	

Made up of:

qty.	description
1	Cabinet with hinged doors
9	Telescopic-extension drawer H=100 mm
1	Kit with 2 slotted shelves



ART.	W mm	D mm	H mm	KG	RAL	
PERFOM11001	512	555	1000	800	7035+7016	
FAA1120C00108	512	555	1000	800	7035	
FAA1120C00104	512	555	1000	800	5012	

Made up of:

qty.	description
1	Cabinet with hinged doors
1	Kit with 2 slotted shelves



ART.	W mm	D mm	H mm	KG	RAL	
PERFOM11004	512	555	1000	800	7035+7016	
PERFOM11005	512	555	1000	800	7035	
PERFOM11006	512	555	1000	800	5012	

Made up of:

qty.	description
1	Cabinet with hinged doors
1	Simple-extension drawer H=100 mm
1	Kit with 2 slotted shelves



ART.	W mm	D mm	H mm	KG	RAL	
PERFOM11007	512	555	1000	800	7035+7016	
PERFOM11008	512	555	1000	800	7035	
PERFOM11009	512	555	1000	800	5012	

Made up of:

qty.	description
1	Cabinet with hinged doors
3	Simple-extension drawer H=100 mm
1	Slotted shelf



ART.	W mm	D mm	H mm	KG	RAL	
PERFOM11010	512	555	1000	800	1004	
PERFOM11011	512	555	1000	800	7035+7016	
PERFOM11012	512	555	1000	800	7035	
PERFOM11013	512	555	1000	800	5012	

Made up of:

qty.	description
1	Cabinet with slotted hinged doors
1	Kit with 2 sealed internal liquid collection tanks capacity 9 L



see page 144



RAL 1004



RAL 5012



RAL 7035



RAL 7035 + RAL 7016



LOAD CAPACITY



ART.	W mm	D mm	H mm	KG	RAL	
PERFOM12001	1023	555	1000	800	7035+7016	
FAA1220C00108	1023	555	1000	800	7035	
FAA1220C00104	1023	555	1000	800	5012	

Made up of:

qty.	description
1	Cabinet with hinged doors
1	Kit with 2 slotted shelves



ART.	W mm	D mm	H mm	KG	RAL	
PERFOM12004	1023	555	1000	800	7035+7016	
PERFOM12005	1023	555	1000	800	7035	
PERFOM12006	1023	555	1000	800	5012	

Made up of:

qty.	description
1	Cabinet with hinged doors
1	Simple-extension drawer H=100 mm
1	Kit with 2 slotted shelves



ART.	W mm	D mm	H mm	KG	RAL	
PERFOM12007	1023	555	1000	800	7035+7016	
PERFOM12008	1023	555	1000	800	7035	
PERFOM12009	1023	555	1000	800	5012	

Made up of:

qty.	description
1	Cabinet with hinged doors
3	Simple-extension drawer H=100 mm
1	Slotted shelf



ART.	W mm	D mm	H mm	KG	RAL	
PERFOM12010	1023	555	1000	800	7035+7016	
PERFOM12011	1023	555	1000	800	7035	
PERFOM12012	1023	555	1000	800	5012	

Made up of:

qty.	description
1	Cabinet with slotted hinged doors
1	Kit with 2 perforated shelves/panels
1	Raceway for power strips
2	Schuko 2-socket power strip
1	Schuko 4-socket power strip
1	Differential magnetic-thermal circuit breaker
1	Wieland Schuko/FR connection cable





ART.	Wmm	Dmm	Hmm	KG	RAL	
PERFOM12013	1048	600	1027	800	1004	
PERFOM12014	1048	600	1027	800	7035+7016	
PERFOM12015	1048	600	1027	800	7035	
PERFOM12016	1048	600	1027	800	5012	

Made up of:

qty.	description
1	Cabinet with slotted hinged doors
1	Slotted shelf
1	Sealed external liquid collection tray capacity 59 L



see page 144



ART.	Wmm	Dmm	Hmm	KG	RAL	
PERFOM12017	1023	555	1000	800	1004	
PERFOM12018	1023	555	1000	800	7035+7016	
PERFOM12019	1023	555	1000	800	7035	
PERFOM12020	1023	555	1000	800	5012	

Made up of:

qty.	description
1	Cabinet with slotted hinged doors
1	Kit with 2 sealed internal liquid collection tanks capacity 19 L



see page 144



ART.	Wmm	Dmm	Hmm	KG	RAL	
PERFOM12021	1023	555	1000	800	3020	
PERFOM12022	1023	555	1000	800	7035+7016	
PERFOM12023	1023	555	1000	800	7035	
PERFOM12024	1023	555	1000	800	5012	

Made up of:

qty.	description
1	Cabinet with slotted hinged doors
1	Kit with 2 slotted shelves



RAL 1004



RAL 3020



RAL 5012



RAL 7035



RAL 7035 + RAL 7016



LOAD CAPACITY



ART.	W mm	D mm	H mm	KG	RAL	
PERFOM14001	1023	555	2000	1200	7035+7016	
FAA1420C00108	1023	555	2000	1200	7035	
FAA1420C00104	1023	555	2000	1200	5012	

Made up of:

qty.	description
1	Cabinet with hinged doors
1	Kit with 4 slotted shelves



ART.	W mm	D mm	H mm	KG	RAL	
PERFOM14004	1023	555	2000	1200	7035+7016	
PERFOM14005	1023	555	2000	1200	7035	
PERFOM14006	1023	555	2000	1200	5012	

Made up of:

qty.	description
1	Cabinet with hinged doors
3	Simple-extension drawer H=100 mm
1	Kit with 4 slotted shelves



ART.	W mm	D mm	H mm	KG	RAL	
PERFOM14007	1023	555	2000	1200	7035+7016	
PERFOM14008	1023	555	2000	1200	7035	
PERFOM14009	1023	555	2000	1200	5012	

Made up of:

qty.	description
1	Polycarbonate slotted hinged door cabinet
1	Kit with 4 slotted shelves



ART.	W mm	D mm	H mm	KG	RAL	
PERFOM14055	1023	555	2000	1200	7035+7016	

Made up of:

qty.	description
1	Polycarbonate slotted hinged door cabinet
2	Kit with 2 perforated shelves/panels
3	Raceway for power strips
6	Schuko 2-socket power strip
3	Schuko 4-socket power strip
1	Differential magnetic-thermal circuit breaker
2	Wieland connection cable with in/out plugs
1	Wieland Schuko/FR connection cable
4	Single lamp



RAL 5012



RAL 7035



RAL 7035 + RAL 7016



LOAD CAPACITY



ART.	W mm	D mm	H mm	KG	RAL	
PERFOM14019	1023	555	2000	1200	7035+7016	
PERFOM14020	1023	555	2000	1200	7035	
PERFOM14021	1023	555	2000	1200	5012	

Made up of:

qty.	description
1	Cabinet with slotted hinged doors
1	Sealed inner liquid collection tray with 19 l capacity
1	Kit with slotted shelf with 2 dividers and 6 tanks with ball valve
1	Kit with 2 slotted shelves



ART.	W mm	D mm	H mm	KG	RAL	
PERFOM14022	1048	600	2027	1200	7035+7016	
PERFOM14023	1048	600	2027	1200	7035	
PERFOM14024	1048	600	2027	1200	5012	

Made up of:

qty.	description
1	Cabinet with slotted hinged doors
1	Sealed inner liquid collection tray with 19 l capacity
3	Kit with slotted shelf with 2 dividers and 6 tanks with ball valve
1	Slotted shelf
1	Sealed external liquid collection tray capacity 59 L





ART.	Wmm	Dmm	Hmm	KG	RAL	
PERFOM14025	1048	600	2027	1200	1004	
PERFOM14026	1048	600	2027	1200	7035+7016	
PERFOM14027	1048	600	2027	1200	7035	
PERFOM14028	1048	600	2027	1200	5012	

Made up of:

qty.	description
1	Cabinet with slotted hinged doors
1	Kit with 3 slotted shelves
1	Sealed external liquid collection tray capacity 59 L



see page 144



ART.	Wmm	Dmm	Hmm	KG	RAL	
PERFOM14029	1023	555	2000	1200	1004	
PERFOM14030	1023	555	2000	1200	7035+7016	
PERFOM14031	1023	555	2000	1200	7035	
PERFOM14032	1023	555	2000	1200	5012	

Made up of:

qty.	description
1	Cabinet with slotted hinged doors
2	Kit with 2 sealed internal liquid collection tanks capacity 19 L



see page 144



ART.	Wmm	Dmm	Hmm	KG	RAL	
PERFOM14033	1023	555	2000	1200	3020	

Made up of:

qty.	description
1	Cabinet with safe-crash slotted hinged doors
1	Kit with 3 slotted shelves
1	Perforated shelf-panel
1	Partition
1	Kit with hanging rail



RAL 1004



RAL 3020



RAL 5012



RAL 7035




RAL 7035 + RAL 7016



LOAD CAPACITY



ART.	W mm	D mm	H mm	 kg	RAL	
PERFOM14034	1023	555	2000	1200	7035+7016	
PERFOM14035	1023	555	2000	1200	7035	
PERFOM14036	1023	555	2000	1200	5012	

Made up of:

qty.	description
1	Cabinet with slotted hinged doors
2	Kit with 2 perforated shelves/panels
2	Raceway for power strips
1	Grille for fans
2	230 V fan without grille with Schuko plug
4	Schuko 2-socket power strip
3	Schuko 4-socket power strip
1	Differential magnetic-thermal circuit breaker
1	Wieland connection cable with in/out plugs
2	Wieland Schuko/FR connection cable
1	Roll holder kit with roll Ø=240 mm
1	Unipok tool hook - 30-piece pack
2	Large reversible shelf



ART.	Wmm	Dmm	Hmm	KG	RAL	
PERFOM14037	1023	555	2000	1200	7035+7016	
PERFOM14038	1023	555	2000	1200	7035	
PERFOM14039	1023	555	2000	1200	5012	

Made up of:

qty.	description
1	Polycarbonate slotted hinged door cabinet
2	Kit with 2 perforated shelves/panels
3	Raceway for power strips
6	Schuko 2-socket power strip
3	Schuko 4-socket power strip
1	Differential magnetic-thermal circuit breaker
2	Wieland connection cable with in/out plugs
1	Wieland Schuko/FR connection cable



ART.	Wmm	Dmm	Hmm	KG	RAL	
PERFOM14040	1023	555	2000	1200	7035+7016	
PERFOM14041	1023	555	2000	1200	7035	
PERFOM14042	1023	555	2000	1200	5012	

Made up of:

qty.	description
1	Cabinet with slotted hinged doors
2	Kit with 2 perforated shelves/panels
2	Raceway for power strips
2	Bar mount for Picking Box containers size 1/2
6	Picking Box polypropylene container size 2
4	Schuko 2-socket power strip
2	Schuko 4-socket power strip
1	Differential magnetic-thermal circuit breaker
1	Wieland connection cable with in/out plugs
1	Wieland Schuko/FR connection cable
1	Roll holder kit with roll Ø=240 mm
2	Unipok tool hook - 30-piece pack
2	Large reversible shelf



ART.	Wmm	Dmm	Hmm	KG	RAL	
PERFOM14043	1023	555	2000	1200	7035+7016	
PERFOM14044	1023	555	2000	1200	7035	
PERFOM14045	1023	555	2000	1200	5012	

Made up of:

qty.	description
1	Cabinet with slotted hinged doors
2	Kit with 2 perforated shelves/panels
2	Raceway for power strips
2	Schuko 2-socket power strip
2	Schuko 4-socket power strip
1	Wieland connection cable with in/out plugs
1	Wieland Schuko/FR connection cable





ART.	W mm	D mm	H mm	KG	RAL	
PERFOM14046	1023	555	2000	1200	7035+7016	
PERFOM14047	1023	555	2000	1200	7035	
PERFOM14048	1023	555	2000	1200	5012	

Made up of:

qty.	description
1	Cabinet with hinged doors
3	Simple-extension drawer H=100 mm
2	Pair of perforated panels for hinged doors
2	Kit with 2 perforated shelves/panels
14	Bar mount for Picking Box containers size 1/2
40	Picking Box polypropylene container size 1
12	Picking Box polypropylene container size 2
1	Roll holder kit with roll Ø=240 mm
4	Unipok tool hook - 30-piece pack
2	Large reversible shelf



ART.	W mm	D mm	H mm	KG	RAL	
PERFOM14049	1023	555	2000	1200	7035+7016	
PERFOM14050	1023	555	2000	1200	7035	
PERFOM14051	1023	555	2000	1200	5012	

Made up of:

qty.	description
1	Cabinet with hinged doors
3	Simple-extension drawer H=100 mm
2	Kit with 2 perforated shelves/panels
4	Bar mount for Picking Box containers size 1/2
12	Picking Box polypropylene container size 2
4	Unipok tool hook - 30-piece pack



ART.	W mm	D mm	H mm	KG	RAL	
PERFOM14052	1023	555	2000	1200	7035+7016	
PERFOM14053	1023	555	2000	1200	7035	
PERFOM14054	1023	555	2000	1200	5012	

Made up of:

qty.	description
1	Cabinet with hinged doors
3	Simple-extension drawer H=100 mm
4	Telescopic-extension drawer H=150 mm
1	Kit with 2 slotted shelves



ART.	W mm	D mm	H mm	KG	RAL	
PERFOM14010	1023	555	2000	1200	7035+7016	
PERFOM14011	1023	555	2000	1200	7035	
PERFOM14012	1023	555	2000	1200	5012	

Made up of:

qty.	description
1	Cabinet with slotted hinged doors
1	Kit with 3 slotted shelves
1	Perforated shelf-panel
1	Partition
1	Kit with hanging rail



ART.	W mm	D mm	H mm	KG	RAL	
PERFOM14013	1023	555	2000	1200	7035+7016	
PERFOM14014	1023	555	2000	1200	7035	
PERFOM14015	1023	555	2000	1200	5012	

Made up of:

qty.	description
1	Cabinet with hinged doors
1	Kit with 2 slotted shelves with guides
1	Kit with 3 slotted shelves with guides
1	Pair of perforated panels for hinged doors
1	Kit with 3 slotted shelves
10	Bar mount for Picking Box containers size 1/2
40	Picking Box polypropylene container size 1
5	Picking Box polypropylene container size 2
6	Picking Box polypropylene container size 4
20	Picking Box polypropylene container size 3A2
6	Picking Box polypropylene container size 4A2



ART.	W mm	D mm	H mm	KG	RAL	
PERFOM14016	1023	555	2000	1200	7035+7016	
PERFOM14017	1023	555	2000	1200	7035	
PERFOM14018	1023	555	2000	1200	5012	

Made up of:

qty.	description
1	Cabinet with hinged doors
3	Simple-extension drawer H=100 mm
2	Kit with 2 slotted shelves with guides
1	Pair of perforated panels for hinged doors
1	Slotted shelf
1	Perforated shelf-panel
16	Bar mount for Picking Box containers size 1/2
40	Picking Box polypropylene container size 1
23	Picking Box polypropylene container size 2
20	Picking Box polypropylene container size 3A2



HINGED DOOR CABINET 64X27 EH

ART.	Wmm	Dmm	Hmm	KG	RAL	
FAA1520C000PD	1193	555	1000	800	7035+7016	
FAA1520C00008	1193	555	1000	800	7035	
FAA1520C00004	1193	555	1000	800	5012	



HINGED DOOR CABINET 64X27 EH

ART.	Wmm	Dmm	Hmm	KG	RAL	
FAA1720C000PD	1193	555	2000	1200	7035+7016	
FAA1720C00008	1193	555	2000	1200	7035	
FAA1720C00004	1193	555	2000	1200	5012	



HINGED DOOR CABINET 24X27 EH

ART.	Wmm	Dmm	Hmm	KG	RAL	
FAA1120C000PD	512	555	1000	800	7035+7016	
FAA1120C00008	512	555	1000	800	7035	
FAA1120C00004	512	555	1000	800	5012	



SLOTTED HINGED DOOR CABINET 24X27 EH

ART.	Wmm	Dmm	Hmm	KG	RAL	
FAA1130C00030	512	555	1000	800	1004	
FAA1130C000PD	512	555	1000	800	7035+7016	
FAA1130C00008	512	555	1000	800	7035	
FAA1130C00004	512	555	1000	800	5012	



HINGED DOOR CABINET 54X27 EH

ART.	Wmm	Dmm	Hmm	KG	RAL	
FAA1220C000PD	1023	555	1000	800	7035+7016	
FAA1220C00008	1023	555	1000	800	7035	
FAA1220C00004	1023	555	1000	800	5012	



SLOTTED HINGED DOOR CABINET 54X27 EH

ART.	Wmm	Dmm	Hmm	KG	RAL	
FAA1230C00030	1023	555	1000	800	1004	
FAA1230C0002Y	1023	555	1000	800	3020	
FAA1230C000PD	1023	555	1000	800	7035+7016	
FAA1230C00008	1023	555	1000	800	7035	
FAA1230C00004	1023	555	1000	800	5012	



RAL 1004



RAL 3020



RAL 5012



RAL 7035



RAL 7035 + RAL 7016



LOAD CAPACITY



HINGED DOOR CABINET 54X27 EH

ART.	Wmm	Dmm	Hmm	KG	RAL	
FAA1420C000PD	1023	555	2000	1200	7035+7016	
FAA1420C00008	1023	555	2000	1200	7035	
FAA1420C00004	1023	555	2000	1200	5012	



SLOTTED HINGED DOOR CABINET 54X27 EH

ART.	Wmm	Dmm	Hmm	KG	RAL	
FAA1430C00030	1023	555	2000	1200	1004	
FAA1430C000PD	1023	555	2000	1200	7035+7016	
FAA1430C00008	1023	555	2000	1200	7035	
FAA1430C00004	1023	555	2000	1200	5012	






POLYCARBONATE SLOTTED HINGED DOOR CABINET 54X27 EH

ART.	W mm	D mm	H mm	 KG	RAL	
FAA1440C000PD	1023	555	2000	1200	7035+7016	
FAA1440C00008	1023	555	2000	1200	7035	
FAA1440C00004	1023	555	2000	1200	5012	



CABINET WITH SAFE-CRASH SLOTTED HINGED DOORS 54X27 EH

ART.	W mm	D mm	H mm	 KG	RAL	
FAA1440C0SC2Y	1023	555	2000	1200	3020	





3-EDGE TOP SHELF COATED WITH PVC

ART.	W mm	D mm	H mm	colour	
FAC9911290007	514	558	23	Black	
FAC9912290007	1024	558	23	Black	
FAC9915290007	1194	558	23	Black	

SLOTTED SHELVES

ART.	W mm	D mm	H mm	KG	Finish	
FAC9911010099	484	500	35	120	Galvanised	
FAC9912010099	995	500	35	120	Galvanised	
FAC9915010099	1165	500	35	120	Galvanised	

KIT WITH SLOTTED SHELVES D=500 MM

ART.	W mm	D mm	H mm	no. of shelves	KG	Finish	
FAC9911020099	484	500	35	2	120	Galvanised	
FAC9911030099	484	500	35	3	120	Galvanised	
FAC9912020099	995	500	35	2	120	Galvanised	
FAC9912030099	995	500	35	3	120	Galvanised	
FAC9912040099	995	500	35	4	120	Galvanised	
FAC9915020099	1165	500	35	2	120	Galvanised	
FAC9915030099	1165	500	35	3	120	Galvanised	

KIT WITH SLOTTED SHELVES D=345 MM

ART.	W mm	D mm	H mm	no. of shelves	KG	Finish	
FAC9912050099	995	345	35	2	100	Galvanised	
FAC9912060099	995	345	35	3	100	Galvanised	


BAR MOUNT WITH 4 PICKING BOX CONTAINERS SIZE 1

ART.	W mm	D mm	H mm	colour of containers	
FBLIT011000	445	168	85	Dark grey	
FBLIT029000	445	168	85	Blue	

PERFORATED SHELF-PANEL

Applicable in 3 different positions:

Vertical perforated panel



Horizontal panel



4-edge perforated shelf




PERFORATED SHELVES-PANELS

ART.	W mm	D mm	H mm	KG	Hole dim. mm	Pitch mm	RAL	
FAC9912070039	995	500	30	120-50	10x10	38	7016	
FAC9912070008	995	500	30	120-50	10x10	38	7035	
FAC9912070004	995	500	30	120-50	10x10	38	5012	

KIT WITH PERFORATED SHELVES-PANELS

ART.	W mm	D mm	H mm	no. of shelves	KG	Hole dim. mm	Pitch mm	RAL	
FAC9912080008	995	500	30	2	120-50	10x10	38	7035	
FAC9912080004	995	500	30	2	120-50	10x10	38	5012	
FAC9912080039	995	500	30	2	120-50	10x10	38	7016	



SIMPLE-EXTENSION DRAWERS 24X27 EH

ART.	useful dimensions			KG		drawer front h mm	RAL	
	W mm	D mm	H mm					
FAC9911180008	398	449	85	50	88%	100	7035	
FAC9911180004	398	449	85	50	88%	100	5012	
FAC9911180039	398	449	85	50	88%	100	7016	



SIMPLE-EXTENSION DRAWERS 54X27 EH

ART.	useful dimensions			KG		drawer front h mm	RAL	
	W mm	D mm	H mm					
FAC9912180008	908	449	85	50	88%	100	7035	
FAC9912180004	908	449	85	50	88%	100	5012	
FAC9912180039	908	449	85	50	88%	100	7016	



TELESCOPIC-EXTENSION DRAWERS 54X27 EH

ART.	useful dimensions			KG		drawer front h mm	RAL	
	W mm	D mm	H mm					
FAC9912190008	908	449	85	100	100%	100	7035	
FAC9912190004	908	449	85	100	100%	100	5012	
FAC9912190039	908	449	85	100	100%	100	7016	
FAC9912210008	908	449	135	100	100%	150	7035	
FAC9912210004	908	449	135	100	100%	150	5012	
FAC9912210039	908	449	135	100	100%	150	7016	



TELESCOPIC-EXTENSION DRAWERS 64X27 EH

ART.	useful dimensions			KG		drawer front h mm	RAL	
	W mm	D mm	H mm					
FAC9915190008	1078	449	85	100	100%	100	7035	
FAC9915190004	1078	449	85	100	100%	100	5012	
FAC9915190039	1078	449	85	100	100%	100	7016	



GALVANISED



RAL 5012



RAL 7035



RAL 7016



LOAD CAPACITY



EXTRACTION

PERFOM COMPONENTS



PAIR OF PERFORATED PANELS FOR HINGED DOORS

ART.	W mm	D mm	H mm	Hole dim. mm	Pitch mm	RAL	
FAC9912250039	381	20	824	10x10	38	7016	

It is possible to apply up to one pair of panels per door



RACEWAY FOR POWER STRIPS

ART.	W mm	D mm	H mm	RAL	
FAC9912220039	1008	64	140	7016	

POWER STRIP ARRANGEMENT FOR RACEWAY



magnetic-thermal circuit breaker 4-socket power strip 2-socket power strip 2-socket power strip USB charging port



Raceway applied on the **top part** of the **perforated shelf-panel**



Raceway applied on the **bottom part** of the **perforated shelf-panel**



Raceway which can be **combined** with the **perforated shelf-panel** in the vertical position



SIDE SUPPORT FOR POWER STRIP

ART.	W mm	D mm	H mm	RAL	
FAC9912240039	10	463	77	7016	

POWER STRIP ARRANGEMENT FOR LATERAL SUPPORT



4-socket power strip



Application example with:
 1 support art. FAC9912240039
 1 power strip art. FBLET005007
 1 connection cable art. FBLET016007



GRILLE FOR FANS

ART.	W mm	D mm	H mm	RAL	
FAC9912230039	994	123	136	7016	

Application example with:

1 grille art. FAC9912230039

2 fans art. FAS32200100

1 power strip art. FBLET005007

1 connection cable art. FBLET016007



Grille applied on the **top part** of the cabinet **without** the aid of the **perforated shelf-panel**



Grille applied on the **top part** of the cabinet **with** the aid of the **perforated shelf-panel**



Grille applied on the **bottom part** of the cabinet **with** the aid of the **perforated shelf-panel**



230 V FAN WITHOUT GRILLE WITH SCHUKO PLUG

ART.	W mm	D mm	H mm	colour	
FAS32200100	125	44	125	Black	

IRON TEAM

see page 86



FBLET012007



FBLET004007



FBLET005007



FBLET016007



FBLET014007



FBLET020007



FBL99400008

LAMP APPLIED UNDER THE PERFORATED SHELF-PANEL





PLINTH FOR PALLET TRUCK COMPLETE WITH CLOSING ELEMENT

ART.	Wmm	Dmm	Hmm	KG	RAL	
FAC9912170039	1018	548	100	1200	7016	
FAC9915170039	1188	550	100	1200	7016	



SEALED EXTERNAL LIQUID COLLECTION TRAY CAPACITY 59 L

ART.	Wmm	Dmm	Hmm	KG	L	RAL	
FAC9912130039	1048	600	167	1200	59	7016	



see page 144

SEALED INNER LIQUID COLLECTION TRAYS

ART.	Wmm	Dmm	Hmm	KG	L	Finish	
FAC9911090099	484	500	42	50	9	Galvanised	
FAC9912090099	995	500	42	50	19	Galvanised	

KIT WITH SEALED INTERNAL LIQUID COLLECTION TRAYS

ART.	Wmm	Dmm	Hmm	KG	L	No. of trays	Finish	
FAC9911100099	484	500	42	50	9	2	Galvanised	
FAC9912100099	995	500	42	50	19	2	Galvanised	



KIT WITH SLOTTED SHELF WITH 2 DIVIDERS AND 6 TANKS WITH BALL VALVE

ART.	Wmm	Dmm	Hmm	No. of tanks	L tanks	Shelf finish	
FAC9912280099	995	495	315	6	10	Galvanised	



1. Partition
2. Kit with hanging rail
3. Perforated shelf-panel
4. Kit with 3 slotted shelves



PARTITION

ART.	Wmm	Dmm	Hmm	Pitchmm	RAL	
FAC9912260039	44	500	1616	25	7016	




KIT WITH HANGING RAIL

ART.	Wmm	Dmm	Hmm	KG	Finish	
FAC9912270099	458	23	56	15	Galvanised	



PERFORATED SHELF-PANEL

ART.	Wmm	Dmm	Hmm	KG	RAL	
FAC9912070039	995	500	30	120-50	7016	



KIT WITH 3 SLOTTED SHELVES

ART.	Wmm	Dmm	Hmm	no. of shelves	KG	Finish	
FAC9911030099	484	500	35	3	120	Galvanised	



GALVANISED



RAL 7016



LOAD CAPACITY



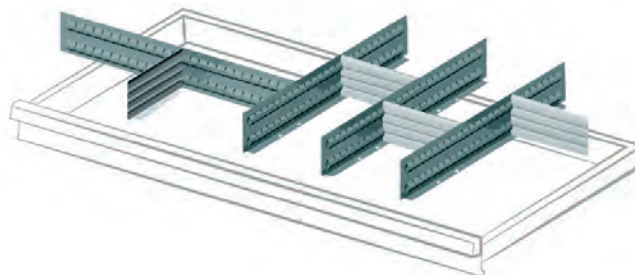

CAPACITY

DIVIDING MATERIAL
CABINET W=512 MM

24X27 EH

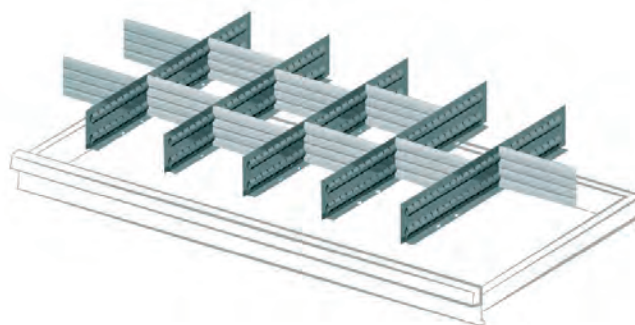

DIVIDING MATERIAL
CABINET W=1020 MM

54X27 EH





ART.	Suitable for drawer H mm	components	
FFH00500100	100	2 x transversal dividers W=202 mm 1 x longitudinal slotted divider W=457 mm	

ART.	Suitable for drawer H mm	components	
FFH02000100	100	4 x longitudinal slotted dividers W=457 mm 4 x transversal dividers W=151 mm	



ART.	Suitable for drawer H mm	components	
FFH00500800	100/125	3 x 150x75 mm divider boxes 6 x 150x150 mm divider boxes	

ART.	Suitable for drawer H mm	components	
FFH02000200	100	5 x longitudinal slotted dividers W=457 mm 10 x transversal dividers W=151 mm	




ART.	Suitable for drawer H mm	components	
FFH00500900	100/125	15 x 150x75 mm divider boxes	

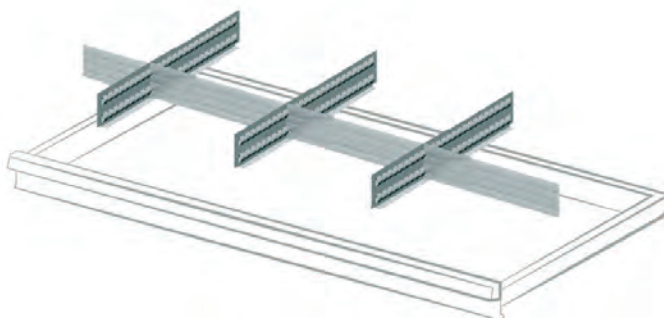
ART.	Suitable for drawer H mm	components	
FFH02000600	100/125	12 x 150x75 mm divider boxes 12 x 150x150 mm divider boxes	

DIVIDING MATERIAL
CABINET W=1193 MM

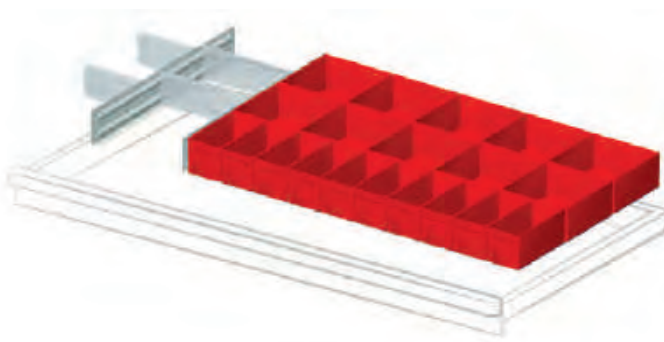
64X27 EH



ART.	Suitable for drawer H mm	components	
FFH02500300	100	3 x longitudinal slotted dividers W=457 mm 1 x longitudinal slotted divider W=610 mm 3 x transversal dividers W=151 mm 2 x transversal dividers W=168 mm 2 x transversal dividers W=304 mm	



ART.	Suitable for drawer H mm	components	
FFH02500400	100	3 x longitudinal slotted dividers W=457 mm 1 x transversal divider W=168 mm 3 x transversal dividers W=304 mm	



ART.	Suitable for drawer H mm	components	
FFH02500600	100	10 x 150x75 mm divider boxes 10 x 150x150 mm divider boxes 2 x longitudinal slotted dividers W=457 mm 2 x transversal dividers W=134 mm 2 x transversal dividers W=202 mm	

PERFOM


CABINETS WITH SLIDING DOORS



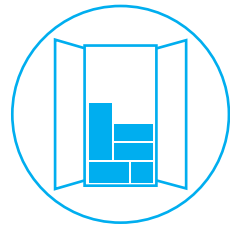
LOAD CAPACITY 600/800 KG



DOOR WARRANTY





KEY-OPERATED CLOSURE





MOUNTED CABINET



ART.	W mm	D mm	H mm		shelves			RAL	
					no.	D mm			
FAB5100C00208	1500	450	1000	600	1	370	100	7035	
FAB5100C00204	1500	450	1000	600	1	370	100	5012	



ART.	W mm	D mm	H mm		shelves			RAL	
					no.	D mm			
FAB5300C00208	1500	450	2000	600	4	370	100	7035	
FAB5300C00204	1500	450	2000	600	4	370	100	5012	



ART.	W mm	D mm	H mm	 per compartment	shelves			RAL	
					no.	D mm			
FAB7300C00108	2046	450	2000	400	8	370	100	7035	
FAB7300C00104	2046	450	2000	400	8	370	100	5012	





ART.	Wmm	Dmm	Hmm	KG	shelves			RAL	
					no.	D mm	KG		
FAB6100C00208	1500	600	1000	600	1	500	100	7035	
FAB6100C00204	1500	600	1000	600	1	500	100	5012	







ART.	Wmm	Dmm	Hmm	KG	shelves			RAL	
					no.	D mm	KG		
FAB6300C00208	1500	600	2000	600	4	500	100	7035	
FAB6300C00204	1500	600	2000	600	4	500	100	5012	



ART.	Wmm	Dmm	Hmm	 per compartment	shelves			RAL	
					no.	D mm			
FAB8300C00108	2046	600	2000	400	8	500	100	7035	
FAB8300C00104	2046	600	2000	400	8	500	100	5012	



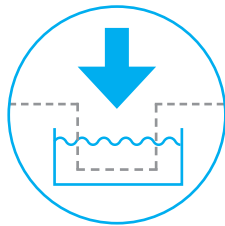
ART.	Wmm	Dmm	Hmm	 per compartment	shelves			drawers			RAL	
					no.	D mm		H 100 mm				
FAB8300C00908	2046	600	2000	400	8	500	100	6	88%	50	7035	
FAB8300C00904	2046	600	2000	400	8	500	100	6	88%	50	5012	

PERFOM

CHANGING-ROOM LOCKERS




POLYPROPYLENE FEET - EASY
TO CLEAN



ELECTROPHORETIC COATING



VERSION WITH HELMET
COMPARTMENT



KEY-OPERATED CLOSURE

PERFOM



ART.	Wmm	Dmm	Hmm	No. of compartments	RAL	
PERFOMAN01	1195	502	1950	4	7035	

Made up of:

qty.	description
1	Changing room locker with horizontal roof and 4 compartments
1	Pair of feet for changing room locker



ART.	Wmm	Dmm	Hmm	No. of compartments	RAL	
PERFOMAN02	1195	502	1950	3	7035	

Made up of:

qty.	description
1	Changing room locker with horizontal roof and 3 compartments
1	Pair of feet for changing room locker



ART.	Wmm	Dmm	Hmm	No. of compartments	RAL	
PERFOMAN03	1195	502	2170	4	7035	

Made up of:

qty.	description
1	Changing room locker with horizontal roof and 4 compartments
1	Additional slanted top
1	Pair of feet for changing room locker



ART.	Wmm	Dmm	Hmm	No. of compartments	RAL	
PERFOMAN04	1195	502	2170	3	7035	

Made up of:

qty.	description
1	Changing room locker with horizontal roof and 3 compartments
1	Additional slanted top
1	Pair of feet for changing room locker



ART.	W mm	Dmm	Hmm	No. of compartments	RAL	
FAN1302C00108	608	502	1750	2	7035	



ART.	W mm	Dmm	Hmm	No. of compartments	RAL	
FAN1303C00108	900	502	1750	3	7035	

ADDITIONAL SLANTED TOP

ART.	Wmm	Dmm	Hmm	RAL	
FAN51400008	607	502	220	7035	

ADDITIONAL SLANTED TOP

ART.	Wmm	Dmm	Hmm	RAL	
FAN51600008	899	502	220	7035	



ART.	W mm	Dmm	Hmm	No. of compartments	RAL	
FAN1502C03108	802	502	1750	2	7035	



ART.	Wmm	Dmm	Hmm	No. of compartments	RAL	
FAN1503C03108	1192	502	1750	3	7035	

ADDITIONAL SLANTED TOP

ART.	Wmm	Dmm	Hmm	RAL	
FAN51500008	801	502	220	7035	

ADDITIONAL SLANTED TOP

ART.	Wmm	Dmm	Hmm	RAL	
FAN51800008	1191	502	220	7035	



ART.	W mm	D mm	H mm	No. of compartments	RAL	
FAN1304C00108	1192	502	1750	4	7035	

ADDITIONAL SLANTED TOP

ART.	W mm	D mm	H mm	RAL	
FAN51800008	1191	502	220	7035	



PAIR OF FEET FOR CHANGING ROOM LOCKER

ART.	W mm	D mm	H mm	Colour	
FRR23100001	135	500	180/200	Dark grey	

SINGLE BENCH



ART.	W mm	D mm	H mm	KG	RAL	
FAN95400001	1000	360	385/400	200	7000	



ART.	W mm	D mm	H mm	KG	RAL	
FAN95500001	1494	360	385/400	200	7000	



ART.	W mm	D mm	H mm	KG	RAL	
FAN95600001	2000	360	385/400	300	7000	



RAL 7000



RAL 7035



LOAD CAPACITY

NC


TOOL CABINET



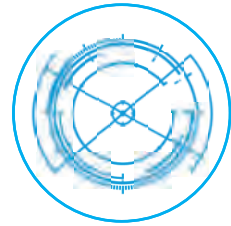
FULL-EXTENSION DRAWERS



CABINET
LOAD-BEARING
CAPACITY 1200 KG



WIDE RANGE OF TOOL
HOLDERS





CONFIGURABLE

NC TOOL CABINET



ART.	W mm	D mm	H mm	No. of pairs of frames for cabinet	No. of pairs of frames for drawer	No. of drawers	No. of tool holders	type of tool holders	RAL	
PERFOMNC01	1023	555	2000	2	-	-	84	ISO 40	7035	
PERFOMNC02	1023	555	2000	2	-	-	84	ISO 40	5012	
PERFOMNC03	1023	555	2000	2	-	-	50	ISO 50	7035	
PERFOMNC04	1023	555	2000	2	-	-	50	ISO 50	5012	
PERFOMNC05	1023	555	2000	2	-	-	60	HSKA63-B80	7035	
PERFOMNC06	1023	555	2000	2	-	-	60	HSKA63-B80	5012	
PERFOMNC07	1023	555	2000	1	1	2	84	ISO 40	7035	
PERFOMNC08	1023	555	2000	1	1	2	84	ISO 40	5012	
PERFOMNC09	1023	555	2000	1	1	2	50	ISO 50	7035	
PERFOMNC10	1023	555	2000	1	1	2	50	ISO 50	5012	
PERFOMNC11	1023	555	2000	1	1	2	60	HSKA63-B80	7035	
PERFOMNC12	1023	555	2000	1	1	2	60	HSKA63-B80	5012	



ART.	W mm	D mm	H mm	 without wheels	 wheel set	No. of frames	No. of tool holders	type of tool holders	RAL	
COMBINC01	1064	512	892	500	825	3	35	ISO 40	7035+7000	
COMBINC02	1064	512	892	500	825	3	35	ISO 40	5012+7000	
COMBINC03	1064	512	892	500	825	3	25	ISO 50	7035+7000	
COMBINC04	1064	512	892	500	825	3	25	ISO 50	5012+7000	
COMBINC05	1064	512	892	500	825	3	25	HSKA63-B80	7035+7000	
COMBINC06	1064	512	892	500	825	3	25	HSKA63-B80	5012+7000	


RAL 7035


RAL 5012


RAL 5012 + RAL 7000


RAL 7035 + RAL 7000






 **LOAD CAPACITY**



WORKTOP TOOL-HOLDER FRAME

ART.	W mm	D mm	H mm	RAL	
FNC20100008	565	450	351	7035	
FNC20100004	565	450	351	5012	

TOOL HOLDER

ART.	type	Multiple of order	max. qty.					
								
FNC95100003	ISO 30	7	7	21	42	35	21	
FNC95300003	ISO 40	7	7	21	42	35	21	
FNC95400003	ISO 45	6	6	18	30	30	18	
FNC95500003	ISO 50	5	5	15	25	20	15	
FNC95600003	VDI 30	7	7	21	42	35	21	
FNC95700003	VDI 40	5	5	15	30	30	15	
FNC95800003	VDI 50	5	5	15	30	30	15	
FNC95900003	VDI 60	5	5	15	25	20	15	
FNC97200003	MORSETAPER 2	7	7	21	42	35	21	
FNC97300003	MORSETAPER 3	7	7	21	42	35	21	
FNC97400003	MORSETAPER 4	7	7	21	42	35	21	
FNC97500003	MORSETAPER 5	5	5	15	30	30	15	
FNC92700003	CAPT0 C3	7	7	21	42	35	21	
FNC92750003	CAPT0 C4	5	5	15	30	30	15	
FNC92800003	CAPT0 C5	5	5	15	30	30	15	
FNC92850003	CAPT0 C6	5	5	15	30	30	15	
FNC92900003	CAPT0 C8	5	5	15	20	20	15	
FNC92100003	HSKA32-B40	7	7	21	42	35	21	
FNC92200003	HSKA40-B50	7	7	21	42	35	21	
FNC92300003	HSKA50-B63	5	5	15	30	30	15	
FNC92400003	HSKA63-B80	5	5	15	30	30	15	
FNC92500003	HSKA80-B100	5	5	15	20	20	15	
FNC92600003	HSKA100-B125	5	5	15	20	20	15	
FNC96400003	2"	6	6	18	30	30	18	
FNC96500003	2" 1/4	5	5	15	25	20	15	

NC COMPONENTS




HINGED DOOR CABINET 54X27 EH

ART.	W mm	D mm	H mm	KG	RAL	
FAA1420C000PD	1023	555	2000	1200	7035+7016	
FAA1420C00008	1023	555	2000	1200	7035	
FAA1420C00004	1023	555	2000	1200	5012	



TELESCOPIC-EXTENSION DRAWERS 54X27 EH

ART.	useful dimensions			KG		drawer front h mm	RAL	
	W mm	D mm	H mm					
FAC9912190008	908	449	85	100	100%	100	7035	
FAC9912190004	908	449	85	100	100%	100	5012	
FAC9912190039	908	449	85	100	100%	100	7016	
FAC9912210008	908	449	135	100	100%	150	7035	
FAC9912210004	908	449	135	100	100%	150	5012	
FAC9912210039	908	449	135	100	100%	150	7016	



TOOL-HOLDER FRAME WITH 3 ROWS FOR DRAWERS COMPLETE WITH SUPPORTS - 2-PC PACK

Tool holders excluded

ART.	W mm	D mm	H mm	RAL	
FNC5140S101	894	446	142/180	7000	



WORKTOP TOOL-HOLDER FRAME WITH 3 ROWS FOR CABINET - 2-PIECE PACK

ART.	W mm	D mm	H mm	KG	RAL	
FNC5160S101	965	444	68	150	7000	



SWIVEL WHEEL



SWIVEL WHEEL WITH BRAKE



FIXED WHEEL

WHEELED TOOL-HOLDER TROLLEY

ART.	W mm	D mm	H mm	KG	without wheels	Wheels						RAL	
						Ø mm	material	KG	wheel set				
FCNF1001056	1064	512	892	500		125	Nylon	825	1	1	2	7035+7000	
FCNF1001051	1064	512	892	500		125	Nylon	825	1	1	2	5012+7000	



RAL 7035



RAL 5012



RAL 7016



RAL 5012 + RAL 7000



RAL 7035 + RAL 7000



RAL 7035 + RAL 7016



LOAD CAPACITY



EXTRACTION

ECOLOGY

The collection trays prevent accidental spills of hazardous substances in accordance with [Italian] Legislative Decrees no. 152/2006 and no. 81/2008. Warning! Remember not to store in the same tray chemical substances that can react with one another when they come into contact and to check the compatibility of the hazardous substances stored with the material used to manufacture the tray and the grille. The capacity of the containers that can be stacked above each tray and the information provided, which are not exhaustive nor binding, are valid for the Italian territory. For other countries, always comply with the specific provisions in force in the country of use and contact the competent local authorities for further information.



**COLLECTION TANKS + PERFORM STEEL SHELVES AND TANKS
SUITABLE FOR FLAMMABLE LIQUIDS UNDER GHS CATEGORIES
1–3 AND WATER-POLLUTING LIQUIDS UNDER GHS
CATEGORIES 1–4. CORROSIVE SUBSTANCES ARE NOT
ALLOWED.**





**PE COLLECTION TANKS
SUITABLE FOR WATER-POLLUTING LIQUIDS UNDER GHS
CATEGORIES 1–4.
FLAMMABLE SUBSTANCES ARE NOT ALLOWED.**

ECOLOGY





WHEELED TIPPABLE BUCKET CONFIGURED FOR GRILLE AND TAP


ART.	W mm	D mm	H mm	L	KG	Wheels						RAL	
						Ø mm	h mm	material	KG wheel set				
FAXLT0300000004	820	1370	870	285	600	125	155	Nylon	825	2	2	5012	

 Wheels supplied unassembled





WHEELED TIPPABLE BUCKET CONFIGURED FOR GRILLE AND TAP

ART.	W mm	D mm	H mm	L	KG	Wheels						RAL	
						Ø mm	h mm	material	KG wheel set				
FAXLT0400000004	820	1370	855	420	800	125	155	Nylon	825	2	2	5012	

 Wheels supplied unassembled



WHEELED TIPPABLE BUCKET CONFIGURED FOR GRILLE AND TAP

ART.	W mm	D mm	H mm	L	KG	Wheels						RAL	
						Ø mm	h mm	material	KG wheel set				
FAXLT0500000004	920	1370	900	490	1000	160	200	Nylon	1050	2	2	5012	

 Wheels supplied unassembled



KIT WITH TAP + GRILLE

ART.	W mm	D mm	H mm	suitable for	RAL	
FAXLT0300KTG004	310	730	68	FAXLT03000000 FAXLT04000000	5012	
FAXLT0500KTG004	306	830	68	FAXLT05000000	5012	



SWIVEL WHEEL WITH BRAKE



FIXED WHEEL



RAL 5012



LOAD CAPACITY



CAPACITY

ECOLOGY



COLLECTION TRAY FOR TANK

Tank excluded

ART.	W mm	D mm	H mm	fortank		RAL	
				no.	L		
FAXVDRHV0000054	1350	1515	630	1	1000	5012+Galvanised	



BARREL RACK WITH COLLECTION TRAY


ART.	W mm	D mm	H mm	RAL	
EC01301	1355	1255	1750	5012+Galvanised	

Made up of:

qty.	description
1	Collection tray with grille for 4 barrels
1	Stackable barrel stand for 2 barrels
1	Stackable barrel stand for 3 barrels



see page 144



COLLECTION TRAY WITHOUT SIDES

ART.	W mm	D mm	H mm	L	for barrels		RAL	
					no.	L		
FML08100054	960	960	332	200	1	200	5012+Galvanised	
FML08200054	1355	875	332	250	2	200	5012+Galvanised	
FML08300054	1355	1255	290	300	4	200	5012+Galvanised	



see page 144



STACKABLE BARREL STAND FOR 2 BARRELS

ART.	W mm	D mm	H mm	for barrels		RAL	
				no.	L		
FML08501204	1410	646	756	2	200	5012	

STACKABLE BARREL STAND FOR 3 BARRELS

ART.	W mm	D mm	H mm	for barrels		RAL	
				no.	L		
FML08501304	1410	646	756	3	60	5012	



NON-STACKABLE BARREL STAND FOR 1 BARREL

ART.	W mm	D mm	H mm	for barrels		RAL	
				no.	L		
FML08600104	876	604	386	1	200	5012	

NON-STACKABLE BARREL STAND FOR 2 BARRELS

ART.	W mm	D mm	H mm	for barrels		RAL	
				no.	L		
FML08600204	1366	604	386	2	200	5012	

ECOLOGY



POLYETHYLENE SUPPORT FOR RISER

ART.	W mm	D mm	H mm	for barrels		colour	
				no.	L		
FAX002068000005	465	610	410	1	200	Yellow	
FAX002070000005	1200	780	255	2	200	Yellow	



POLYETHYLENE COLLECTION TRAY WITH GRILLE FOR BARRELS

ART.	W mm	D mm	H mm	L	for barrels		colour	
					no.	L		
FAX002064000005	925	800	420	225	1	200	Yellow	
FAX002065000005	1350	800	420	305	2	200	Yellow	
FAX002066000005	1350	1350	490	500	4	200	Yellow	



see page 144



POLYETHYLENE COLLECTION TRAY WITH GRILLE FOR TANK

ART.	W mm	D mm	H mm	L	fortank		colour	
					no.	L		
FAX002067000005	1350	1350	970	1050	1	1000	Yellow	



see page 144



ECOLOGY



ART.	W mm	D mm	H mm	KG	RAL	
PERFOM14025	1048	600	2027	1200	1004	
PERFOM14026	1048	600	2027	1200	7035+7016	
PERFOM14027	1048	600	2027	1200	7035	
PERFOM14028	1048	600	2027	1200	5012	

Made up of:

qty.	description
1	Cabinet with slotted hinged doors
1	Kit with 3 slotted shelves
1	Sealed external liquid collection tray capacity 59 L



see page 144



ART.	W mm	D mm	H mm	KG	RAL	
PERFOM14029	1023	555	2000	1200	1004	
PERFOM14030	1023	555	2000	1200	7035+7016	
PERFOM14031	1023	555	2000	1200	7035	
PERFOM14032	1023	555	2000	1200	5012	

Made up of:

qty.	description
1	Cabinet with slotted hinged doors
2	Kit with 2 sealed internal liquid collection tanks capacity 19 L



see page 144



ART.	W mm	D mm	H mm	KG	RAL	
PERFOM14022	1048	600	2027	1200	7035+7016	
PERFOM14023	1048	600	2027	1200	7035	
PERFOM14024	1048	600	2027	1200	5012	

Made up of:

qty.	description
1	Cabinet with slotted hinged doors
1	Sealed inner liquid collection tray with 19 l capacity
3	Kit with slotted shelf with 2 dividers and 6 tanks with ball valve
1	Slotted shelf
1	Sealed external liquid collection tray capacity 59 L



ECOLOGY



ART.	Wmm	Dmm	Hmm	KG	RAL	
PERFOM12013	1048	600	1027	800	1004	
PERFOM12014	1048	600	1027	800	7035+7016	
PERFOM12015	1048	600	1027	800	7035	
PERFOM12016	1048	600	1027	800	5012	

Made up of:

qty.	description
1	Cabinet with slotted hinged doors
1	Slotted shelf
1	Sealed external liquid collection tray capacity 59 L



see page 144



ART.	Wmm	Dmm	Hmm	KG	RAL	
PERFOM12017	1023	555	1000	800	1004	
PERFOM12018	1023	555	1000	800	7035+7016	
PERFOM12019	1023	555	1000	800	7035	
PERFOM12020	1023	555	1000	800	5012	

Made up of:

qty.	description
1	Cabinet with slotted hinged doors
1	Kit with 2 sealed internal liquid collection tanks capacity 19 L



see page 144



RAL 1004



RAL 5012



RAL 7035



RAL 7035 + RAL 7016



LOAD CAPACITY

CLEVER-COMBI TROLLEYS



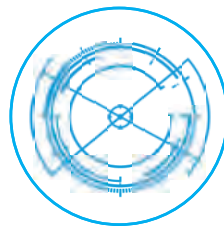
Watch the video!



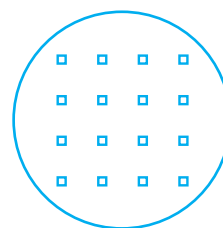
EASY TO ASSEMBLE



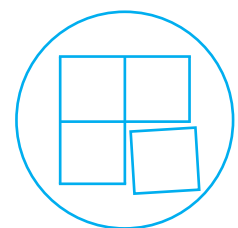
SHELF LOAD-BEARING
CAPACITY 100 KG



CONFIGURABLE



10X10 SQUARE HOLES



MODULAR

CLEVER SMALL



ART.	W mm	D mm	H mm	 without wheels	 wheel set	RAL	
CLEVER0903	908	515	819	300	225	7035	
CLEVER0904	908	515	819	300	225	5012	

Made up of:

qty.	description
1	Unassembled trolley without wheels
1	Kit with standard rubber wheels (Ø 100 mm)



ART.	W mm	D mm	H mm	 without wheels	 wheel set	RAL	
CLEVER0905	908	515	819	300	225	7035	
CLEVER0906	908	515	819	300	225	5012	

Made up of:

qty.	description
1	Unassembled trolley without wheels
1	Additional middle shelf
1	Kit with standard rubber wheels (Ø 100 mm)



ART.	W mm	D mm	H mm	 without wheels	 wheel set	RAL	
CLEVER0907	908	515	846	300	300	7035	
CLEVER0908	908	515	846	300	300	5012	

Made up of:

qty.	description
1	Unassembled trolley without wheels
1	Additional middle shelf
1	Non-marking synthetic rubber wheels kit Ø 125 mm



RAL 7035


RAL 5012


LOAD CAPACITY

CLEVER LARGE





ART.	W mm	D mm	H mm	 without wheels	 wheel set	RAL	
CLEVER1003	1028	615	819	300	225	7035	
CLEVER1004	1028	615	819	300	225	5012	

Made up of:

qty.	description
1	Unassembled trolley without wheels
1	Kit with standard rubber wheels (Ø 100 mm)





ART.	W mm	D mm	H mm	 without wheels	 wheel set	RAL	
CLEVER1005	1028	615	846	300	300	7035	
CLEVER1006	1028	615	846	300	300	5012	

Made up of:

qty.	description
1	Unassembled trolley without wheels
1	Additional middle shelf
1	Kit with standard rubber wheels (Ø 125 mm)



ART.	W mm	D mm	H mm	 without wheels	 wheel set	RAL	
CLEVER1007	1028	615	846	300	300	7035	
CLEVER1008	1028	615	846	300	300	5012	

Made up of:

qty.	description
1	Unassembled trolley without wheels
1	Additional middle shelf
1	Non-marking synthetic rubber wheels kit Ø 125 mm

CLEVER LARGE




ART.	W mm	D mm	H mm	 without wheels	 wheel set	RAL	
CLEVER1009	1028	615	868	300	300	7035	
CLEVER1010	1028	615	868	300	300	5012	

Made up of:

qty.	description
1	Unassembled trolley without wheels
1	Wooden worktop with supports
1	Non-marking synthetic rubber wheels kit Ø 125 mm



ART.	W mm	D mm	H mm	 without wheels	 wheel set	RAL	
CLEVER1011	1030	615	846	300	300	7035	
CLEVER1012	1030	615	846	300	300	5012	

Made up of:

qty.	description
1	Unassembled trolley without wheels
1	Additional middle shelf
2	Perforated side panel
1	Non-marking synthetic rubber wheels kit Ø 125 mm



ART.	W mm	D mm	H mm	 without wheels	 wheel set	RAL	
CLEVER1013	1030	615	868	300	300	7035	
CLEVER1014	1030	615	868	300	300	5012	

Made up of:

qty.	description
1	Unassembled trolley without wheels
1	Wooden worktop with supports
2	Perforated side panel
1	Non-marking synthetic rubber wheels kit Ø 125 mm


RAL 7035


RAL 5012


LOAD CAPACITY

CLEVER LARGE



ART.	W mm	D mm	H mm	 without wheels	 wheel set	RAL	
CLEVER1015	1030	630	868	300	300	7035	
CLEVER1016	1030	630	868	300	300	5012	

Made up of:

qty.	description
1	Unassembled trolley without wheels
1	Wooden worktop with supports
2	Perforated side panel
1	Perforated rear panel
1	Non-marking synthetic rubber wheels kit Ø 125 mm





ART.	W mm	D mm	H mm	 without wheels	 wheel set	RAL	
CLEVER1017	1030	655	868	300	300	7035	
CLEVER1018	1030	655	868	300	300	5012	

Made up of:

qty.	description
1	Unassembled trolley without wheels
1	Wooden worktop with supports
2	Perforated side panel
1	Perforated rear panel
1	Pair of hinged doors
1	Non-marking synthetic rubber wheels kit Ø 125 mm



ART.	W mm	D mm	H mm	 without wheels	 wheel set	RAL	
CLEVER1019	1028	615	846	300	300	7035+7016	
CLEVER1020	1028	615	846	300	300	5012	

Made up of:

qty.	description
1	Unassembled trolley without wheels
1	Additional middle shelf
1	Cabinet W=500 mm with 1 drawer H=150 mm
1	Non-marking synthetic rubber wheels kit Ø 125 mm

CLEVER LARGE



ART.	W mm	D mm	H mm	 without wheels	 wheel set	RAL	
CLEVER1021	1030	633	1538	300	300	7035	
CLEVER1022	1030	633	1538	300	300	5012	

Made up of:

qty.	description
1	Unassembled trolley without wheels
1	Wooden worktop with supports
2	Perforated side panel
1	Perforated rear panel
1	Pair of uprights for fastening the panel
1	Non-marking synthetic rubber wheels kit Ø 125 mm





ART.	W mm	D mm	H mm	 without wheels	 wheel set	RAL	
CLEVER1023	1030	658	1538	300	300	7035	
CLEVER1024	1030	658	1538	300	300	5012	

Made up of:

qty.	description
1	Unassembled trolley without wheels
1	Wooden worktop with supports
2	Perforated side panel
2	Perforated rear panel
1	Pair of uprights for fastening the panel
1	Pair of hinged doors
1	Non-marking synthetic rubber wheels kit Ø 125 mm



ART.	W mm	D mm	H mm	 without wheels	 wheel set	RAL	
CLEVER1025	1028	654	1538	300	300	7035+7016	
CLEVER1026	1028	654	1538	300	300	5012	

Made up of:

qty.	description
1	Unassembled trolley without wheels
1	Wooden worktop with supports
1	Perforated rear panel
1	Pair of uprights for fastening the panel
1	Cabinet W=500 mm with 1 drawer H=150 mm
1	Non-marking synthetic rubber wheels kit Ø 125 mm




RAL 7035


RAL 5012


LOAD CAPACITY

CLEVER LARGE



ART.	W mm	D mm	H mm	 without wheels	 wheel set	RAL	
CLEVER1027	1347	633	1538	300	300	7035	
CLEVER1028	1347	633	1538	300	300	5012	

Made up of:

qty.	description
1	Unassembled trolley without wheels
1	Wooden worktop with supports
2	Perforated side panel
1	Perforated rear panel
1	Pair of uprights for fastening the panel
1	Large reversible shelf
1	Bar mount with 3 Picking Box containers size 2
1	6-space spray-can holder
2	Angled 2-space silicone holder
1	Roll holder kit with roll Ø=240 mm
2	Magnet complete with clip and screw – 10-piece pack
1	Non-marking synthetic rubber wheels kit Ø 125 mm

CLEVER SMALL LARGE COMPONENTS



UNASSEMBLED TROLLEY WITHOUT WHEELS

ART.	Wmm	Dmm	Hmm	KG	RAL	
FCR10S0X208	908	515	691	300	7035	
FCR10S0X204	908	515	691	300	5012	
FCR11S0X208	1028	615	691	300	7035	
FCR11S0X204	1028	615	691	300	5012	



KIT WITH WHEELS

ART.	Ø	KG	Hmm	material	↺	↻	
FKRD1002107	100	225	128	Standard rubber	2	2	
FKRB1252107	125	300	155	Standard rubber	2	2	
FKRU1252101	125	300	155	Non-marking synthetic rubber	2	2	
FKRS1252101	125	750	155	Elastic rubber	2	2	



ADDITIONAL MIDDLE SHELF

ART.	Wmm	Dmm	Hmm	suitable for	KG	RAL	
FCR10120108	810	510	35	Trolley Clever Small	100	7035	
FCR10120104	810	510	35	Trolley Clever Small	100	5012	
FCR11120108	930	610	35	Trolley Clever Large	100	7035	
FCR11120104	930	610	35	Trolley Clever Large	100	5012	



SWIVEL WHEEL WITH BRAKE



FIXED WHEEL



LOAD CAPACITY



RAL 7035



RAL 5012

CLEVER LARGE COMPONENTS



PERFORATED REAR PANEL

ART.	W mm	D mm	H mm	suitable for	Hole dim. mm	Pitch mm	RAL	
FCR11150108	895	22	690	Trolley Clever	10x10	38	7035	
FCR11150104	895	22	690	Large	10x10	38	5012	



To install the panel on the upper part of the trolley it is necessary to order the pair of uprights



PAIR OF UPRIGHTS FOR FASTENING THE PANEL

ART.	Wmm	D mm	H mm	RAL	
FCR10170139	45	35	650	7016	



To install the panel on the upper part of the trolley it is necessary to order the pair of uprights



PAIR OF HINGED DOORS

ART.	W mm	D mm	H mm	suitable for	Hole dim. mm	Pitch mm	RAL	
FCR11160108	936	44	690	Trolley Clever	10x10	38	7035	
FCR11160104	936	44	690	Large	10x10	38	5012	



PERFORATED SIDE PANEL

ART.	W mm	D mm	H mm	suitable for	Hole dim. mm	Pitch mm	RAL	
FCR11140108	573	7	688	Trolley Clever	10x10	38	7035	
FCR11140104	573	7	688	Large	10x10	38	5012	



WOODEN WORKTOP WITH SUPPORTS

ART.	W mm	D mm	H mm	suitable for	KG	
FCR11130100	930	610	51	Trolley Clever Large	100	



CABINET W=500 MM WITH 1 DRAWER H=150 MM

ART.	W mm	D mm	H mm	KG	RAL	
FBG03S50C0001PD	500	630	210	25	7035+7016	
FBG03S50C000104	500	630	210	25	5012	

HOOKS



CMV10001



CMV10016



CMV10022




CMV10036

IRON TEAM

see page 80



FBL95410000



FBLIT008039



FBLIT004039



FBLIT010039



FBLIT013000



FBLIT017039



FBLIT012007



FBLIT004007



FBLIT005007



FBLIT016007



RAL 7016



RAL 7035 + RAL 7016



RAL 7035






RAL 5012



LOAD CAPACITY

CLEVER LARGE








ART.	W mm	D mm	H mm	 without wheels	 wheel set	RAL	
CLEVER1029	1347	658	1538	300	300	7035	
CLEVER1030	1347	658	1538	300	300	5012	

Made up of:

qty.	description
1	Unassembled trolley without wheels
1	Wooden worktop with supports
2	Perforated side panel
2	Perforated rear panel
1	Pair of uprights for fastening the panel
1	Pair of hinged doors
1	Roll holder kit with roll Ø=240 mm
1	6-space spray-can holder
2	Large reversible shelf
1	Bin with 30 l capacity
1	Wieland Schuko/FR connection cable
1	Schuko 4-socket power strip
1	Schuko 2-socket power strip
1	Support for 4-socket power strip
1	Support for 2-socket power strip
2	Magnet complete with clip and screw – 10-piece pack
1	Non-marking synthetic rubber wheels kit Ø 125 mm








WHEELED TROLLEY WITH STEEL BASE

ART.	W mm	D mm	H mm	 without wheels	Wheels						RAL	
					Ø mm	material	 wheel set					
FCEP1052004	1095	700	1000	500	200	Standard rubber	615	1	1	2	5012	





WHEELED TROLLEY WITH STEEL BASE

ART.	W mm	D mm	H mm	 without wheels	Wheels						RAL	
					Ø mm	material	 wheel set					
FCEB1050308	1135	700	915	500	125	Standard rubber	300	1	1	2	7035	
FCEB1050304	1135	700	915	500	125	Standard rubber	300	1	1	2	5012	



WHEELED TROLLEY WITH STEEL BASE

ART.	W mm	D mm	H mm		Wheels		RAL	
					Ø mm			
FCR00210008	555	445	845	150	100	4	7035	
FCR00210004	555	445	845	150	100	4	5012	



SWIVEL WHEEL WITH BRAKE



SWIVEL WHEEL



FIXED WHEEL



RAL 7035



RAL 5012



LOAD CAPACITY

BIN CART


MULTIPURPOSE MODULAR TROLLEYS




EASY TO ASSEMBLE



TROLLEY LOAD CAPACITY 300
KG





PERFORATED UPRIGHT PITCH
38 MM



MODULAR

BIN CART





ART.	W mm	D mm	H mm	 without wheels	 wheel set	RAL	
BINCART0701	761	668	1357	300	300	7016	

Made up of:

qty.	description
1	Unassembled trolley without wheels
2	Pair of full supports for Visual Box
2	Aluminium profile for Picking Box
2	Visual Box cabinet with 3 drawers H=240 mm
2	Visual Box cabinet with 4 drawers H=206 mm
4	Visual Box cabinet with 5 drawers H=164 mm

qty.	description
6	Visual Box cabinet with 6 drawers H=112 mm
2	Stop for Visual Box box cabinet with 3 drawers
2	Stop for Visual Box box cabinet with 4 drawers
4	Stop for Visual Box box cabinet with 5 drawers
6	Stop for Visual Box box cabinet with 6 drawers
1	Non-marking synthetic rubber wheels kit Ø 125 mm



ART.	W mm	D mm	H mm	 without wheels	 wheel set	RAL	
BINCART1005	1067	668	1677	300	300	7016	



Made up of:

qty.	description
1	Unassembled trolley without wheels
3	Non-perforated panel/shelf
1	Perforated panel/shelf with box-stop edge
1	Pair of L-shaped brackets
1	Joint for plate

qty.	description
1	Monitor support plate with VESA standard
1	Support for 4-socket power strip
1	Schuko 4-socket power strip
1	Wieland Schuko/FR connection cable
1	Non-marking synthetic rubber wheels kit Ø 125 mm

BIN CART





ART.	W mm	D mm	H mm	 without wheels	 wheelset	RAL	
BINCART1001	1067	668	1357	300	300	7016	

Made up of:

qty.	description
1	Unassembled trolley without wheels
2	Set of 5 profiles with 90 Picking Box containers size 1
1	Non-marking synthetic rubber wheels kit Ø 125 mm





ART.	W mm	D mm	H mm	 without wheels	 wheelset	RAL	
BINCART1002	1067	668	1357	300	300	7016	

Made up of:

qty.	description
1	Unassembled trolley without wheels
1	Set of 5 profiles with 90 Picking Box containers size 1
1	Set of 4 profiles with 48 Picking Box containers size 2
1	Non-marking synthetic rubber wheels kit Ø 125 mm

BIN CART





ART.	W mm	D mm	H mm	 without wheels	 wheel set	RAL	
BINCART1003	1067	668	1357	300	300	7016	

Made up of:

qty.	description
1	Unassembled trolley without wheels
2	Set of 4 profiles with 48 Picking Box containers size 2
1	Non-marking synthetic rubber wheels kit Ø 125 mm



ART.	W mm	D mm	H mm	 without wheels	 wheel set	RAL	
BINCART1004	1067	668	1357	300	300	7016	



Made up of:

qty.	description
1	Unassembled trolley without wheels
3	Perforated panel/shelf with box-stop edge
1	Aluminium profile for Picking Box
1	Non-marking synthetic rubber wheels kit Ø 125 mm

BIN CART 700 COMPONENTS




UNASSEMBLED TROLLEY WITHOUT WHEELS

ART.	W mm	D mm	H mm	 KG	 KG perside	RAL	
FBC10070039	709	668	1201	300	150	7016	



ALUMINIUM PROFILE FOR PICKING BOX

ART.	W mm	D mm	H mm	Fortrolley W mm	 KG	For containers size	material	
FBC25070000	705	35	60	709	40	1/2	Aluminium	



PAIR OF PARTIAL SUPPORTS FOR VISUAL BOX

ART.	W mm	D mm	H mm	Fortrolley W mm	 KG	RAL	
FBC30070139	649	50	319	709	75	7016	



PAIR OF FULL SUPPORTS FOR VISUAL BOX

ART.	W mm	D mm	H mm	Fortrolley W mm	 KG	RAL	
FBC30070239	649	50	1153	709	150	7016	

BIN CART 700 COMPONENTS

VISUAL BOX

See Visual Box page 190



FAXVBCH00900001 FAXVBCH00600001 FAXVBCH00500001 FAXVBCH00400001 FAXVBCH00300001 FAXVBCH00200001



NON-PERFORATED PANEL/SHELF

Can be used to close the base of the trolley

ART.	W mm	D mm	H mm	 KG	RAL	
FBL76580008	647	494	30	50	7035	






PERFORATED PANEL/SHELF WITH BOX-STOP EDGE

ART.	W mm	D mm	H mm	Hole dim. mm	Pitch mm	RAL	
FBL76080108	647	60	456	10x10	38	7035	
FBL76080104	647	60	456	10x10	38	5012	



KIT WITH WHEELS

ART.	Ø	 KG	H mm	material			
FKRD1002107	100	225	128	Standard rubber	2	2	
FKRB1252107	125	300	155	Standard rubber	2	2	
FKRU1252101	125	300	155	Non-markingsynthetic rubber	2	2	
FKRS1252101	125	750	155	Elasticrubber	2	2	



SWIVEL WHEEL WITH BRAKE



FIXED WHEEL



RAL 7016



RAL 7035



RAL 5012





LOAD CAPACITY

BIN CART 1000 COMPONENTS




UNASSEMBLED TROLLEY WITHOUT WHEELS

ART.	W mm	D mm	H mm	 KG	 KG per side	RAL	
FBC10100039	1015	668	1201	300	150	7016	




ALUMINIUM PROFILE FOR PICKING BOX

ART.	W mm	D mm	H mm	For trolley W mm	 KG	For containers size	material	
FBC25100000	1011	35	60	1015	40	1/2	Aluminium	



NON-PERFORATED PANEL/SHELF

Can be used to close the base of the trolley

ART.	W mm	D mm	H mm	 KG	RAL	
FBL76680008	953	494	30	50	7035	



PERFORATED PANEL/SHELF WITH BOX-STOP EDGE


ART.	W mm	D mm	H mm	Hole dim. mm	Pitch mm	RAL	
FBL76170108	953	60	456	10x10	38	7035	
FBL76170104	953	60	456	10x10	38	5012	

BIN CART 1000 COMPONENTS



SET OF 4 PROFILES WITH 48 PICKING BOX CONTAINERS SIZE 2

ART.	Fortrolley W mm	containers size	colour	
FBC25100201	1015	2	Dark grey	



SET OF 5 PROFILES WITH 90 PICKING BOX CONTAINERS SIZE 1

ART.	Fortrolley W mm	containers size	colour	
FBC25100101	1015	1	Dark grey	



KIT WITH WHEELS

ART.	Ø	KG	H mm	material	SW	FW	
FKRD1002107	100	225	128	Standard rubber	2	2	
FKRB1252107	125	300	155	Standard rubber	2	2	
FKRU1252101	125	300	155	Non-markingsynthetic rubber	2	2	
FKRS1252101	125	750	155	Elasticrubber	2	2	



SWIVEL WHEEL WITH BRAKE



FIXED WHEEL



RAL 7016



RAL 7035



RAL 5012

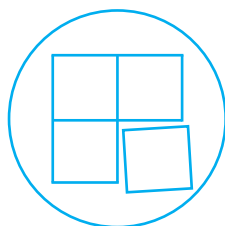


LOAD CAPACITY

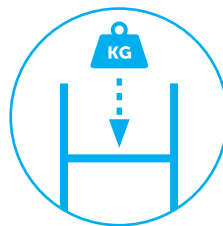
ST SHELVING



EASY TO ASSEMBLE



MODULAR



SHELF LOAD CAPACITY UP TO
300 KG



BAY LOAD CAPACITY 2300 KG



ART.	W mm	D mm	H mm	Finish	
ST2001	2115	523	2003	Galvanised	

Made up of:

qty.	description
3	Side with 3 crosspieces
2	Kit with 5 slotted shelves



KIT WITH 5 REINFORCEMENTS FOR SLOTTED SHELVES

ART.	W mm	D mm	H mm	Finish	
FUF20000199	993	50	33	Galvanised	

Increases the load-bearing capacity of slotted shelves to 300 kg



KIT WITH 5 SLOTTED SHELVES

ART.	W mm	D mm	H mm	KG	Finish	
FST10402099	1000	400	35	120	Galvanised	
FST10502099	1000	500	35	120	Galvanised	



ART.	W mm	D mm	H mm	Finish	
ST2601	2715	423	2003	Galvanised	

Made up of:

qty.	description
3	Side with 3 crosspieces
2	Kit with 3 pairs of tyre-holder supports



KIT WITH 3 PAIRS OF TYRE-HOLDER SUPPORTS

ART.	W mm	D mm	H mm	KG	Finish	
FST95900199	1300	32	100	50	Galvanised	

SIDE WITH CROSSPIECES

ART.	D mm	H mm	Finish	
FST02034099	423	2003	Galvanised	
FST02035099	523	2003	Galvanised	

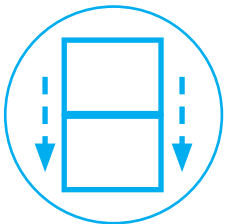


 GALVANISED


 LOAD CAPACITY

STORAGE DOMINO

SHELVING




STACKABLE



WELDED STRUCTURE



UNIT LOAD CAPACITY UPTO
1600 KG



ANTI-TIP STOP

STORAGE DOMINO

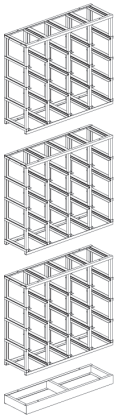




ART.	W mm	D mm	H mm	RAL	
FED30440101	1025	355	885	7000	

Made up of:

qty.	description
1	Shelf with 16 places for size 3 containers
16	Picking Box polypropylene container size 3

STACKABILITY



No. of stacked frames	 for each frame	 for each box
2	960	60
3	640	40

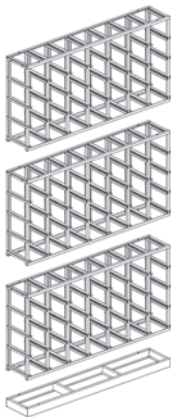




ART.	W mm	D mm	H mm	RAL	
FED40540101	1765	500	885	7000	

Made up of:

qty.	description
1	Shelf with 20 places for size 4 containers
20	Picking Box polypropylene container size 4

STACKABILITY



No. of stacked frames	 for each frame	 for each box
3	1600	80

STORAGE DOMINO

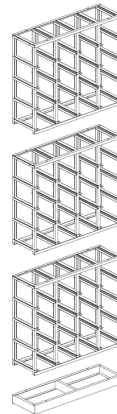




ART.	W mm	D mm	H mm	RAL	
FED30440201	1025	355	885	7000	

Made up of:

qty.	description
1	Shelf with 16 places for size 3 containers
16	Size 3 metal container

STACKABILITY



No. of stacked frames	 KG for each frame	 KG for each box
2	960	60
3	640	40

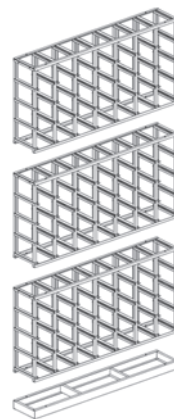




ART.	W mm	D mm	H mm	RAL	
FED40540201	1765	500	885	7000	

Made up of:

qty.	description
1	Shelf with 20 places for size 4 containers
20	Size 4 metal container

STACKABILITY



No. of stacked frames	 KG for each frame	 KG for each box
3	1600	80



EMPTY RACK

ART.	W mm	D mm	H mm	RAL	
FED30440A01	1025	310	885	7000	



EMPTY RACK

ART.	W mm	D mm	H mm	RAL	
FED40540A01	1765	460	885	7000	



DUST COVER

ART.	W mm	D mm	H mm	RAL	
FED90340001	1020	315	20	7000	



DUST COVER

ART.	W mm	D mm	H mm	RAL	
FED90450001	1765	465	20	7000	



BASE

ART.	W mm	D mm	H mm	RAL	
FED92340001	1020	313	85	7000	

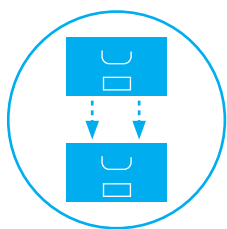



BASE

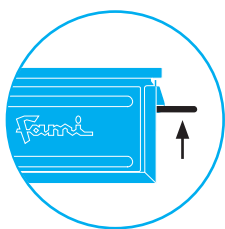
ART.	W mm	D mm	H mm	RAL	
FED92450001	1765	463	85	7000	

STEEL

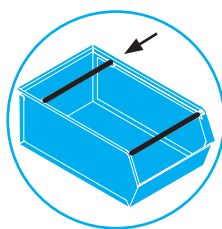
BOXES, CONTAINERS AND METAL CONTAINERS



STACKABLE



90° LOCKING HANDLE



LIFTING CROSSPIECE



STURDY

STEEL



272-3A2



272-3



272-4



272-4A5



272-5

ART.	multiple order qty	size	overall dimensions			useful dimensions			L	RAL	
			W mm	D mm	H mm	W mm	D mm	H mm			
FLA33200A01	10	272-3A2	325	210	145	300	200	130	8,7	7000	
FLA41200A01	8	272-3	325	210	200	300	200	185	12	7000	
FLA65200A01	6	272-4	480	315	200	450	300	185	27	7000	
FLA73200A01	4	272-4A5	480	315	300	450	300	280	40,5	7000	
FLA89200A01	6	272-5	680	450	300	630	450	280	85	7000	




 RAL 7000


 CAPACITY

STEEL



1



2



3A2



3

ART.	multiple order qty	size	overall dimensions			useful dimensions			L	RAL	
			W mm	D mm	H mm	W mm	D mm	H mm			
FLS17000A01	20	1	105	165	75	95	140	65	1	7000	
FLS25000A01	20	2	150	235	125	140	195	115	3,8	7000	
FLS33000A01	10	3A2	210	350	145	195	300	135	9,4	7000	
FLS41000A01	8	3	210	350	200	200	300	185	12,5	7000	



3P4



4A2



4



4A5

ART.	multiple order qty	size	overall dimensions			useful dimensions			L	RAL	
			W mm	D mm	H mm	W mm	D mm	H mm			
FLS49000A01	9	3P4	210	550	200	200	450	185	18	7000	
FLS57000A01	8	4A2	310	500	145	300	450	135	20	7000	
FLS65000A01	6	4	310	510	200	300	450	185	28	7000	
FLS73000A01	4	4A5	310	525	315	300	450	280	42	7000	

LIFTING CROSSPIECE COMBINED WITH 90° LOCKING HANDLE



STEEL



5P4



5



5P4



5

ART.	multiple order qty	size	overall dimensions			useful dimensions			No. of slides	L	RAL	
			W mm	D mm	H mm	W mm	D mm	H mm				
FLS81000A01	6	5P4	480	540	300	450	450	280	-	63	7000	
FLS89000A01	6	5	480	725	295	450	630	280	-	88	7000	
FLS81100A01	4	5P4	480	540	385	450	450	280	2	63	7000	
FLS89100A01	4	5	480	725	385	450	630	280	2	88	7000	



4



4A5



5P4



5

ART.	multiple order qty	size	overall dimensions			useful dimensions			L	RAL	
			W mm	D mm	H mm	W mm	D mm	H mm			
FLS65010A01	6	4	310	510	200	300	450	185	28	7000	
FLS73010A01	4	4A5	310	525	315	300	450	280	42	7000	
FLS81010A01	6	5P4	480	540	300	450	450	280	63	7000	
FLS89010A01	6	5	480	725	295	450	630	280	88	7000	

SPECIAL APPLICATIONS

CONTAINERS WITH DOUBLE CROSSPIECE



picking system with
forklift truck

CONTAINERS WITH SLIDE



picking system with forklift
truck



RAL 7000



CAPACITY



CONTAINER WITH OPENABLE BOTTOM WITH ROLLERS

ART.	Wmm	Dmm	Hmm	KG	RAL	
FML01210001	1095	865	1265	2000	7000	



CONTAINER WITH OPENABLE BOTTOM WITH ROLLERS

ART.	Wmm	Dmm	Hmm	KG	RAL	
FML01110001	1095	865	915	2000	7000	


CONTAINERS WITH OPENABLE BOTTOM WITH ROLLERS

Lifted with a forklift truck through the four handles welded onto the top edge, they can be used to dump material through the openable bottom with rollers (87% opening). They can be opened easily and safely through the lever placed on the 800 mm side, while they can be closed by means of a special device consisting of levers and steel rollers.





CONTAINER WITH HOPPER-TYPE FRONT OPENING

ART.	multiple order qty	Wmm	D mm	H mm	 KG	RAL	
FML05100A01	3	830	680	600	1000	7000	




RAL 7000



LOAD CAPACITY

EURO BOX-NESTABLE BOX- PICKING BOX-VISUAL BOX

PLASTIC BOXES AND CONTAINERS



POLYPROPYLENE



ECOGREEN




ABS



POLYSTYRENE




POLYETHYLENE



300 X 200 MM

ART.	overall dimensions			useful dimensions			L	colour	
	W mm	D mm	H mm	W mm	D mm	H mm			
FAXEB3212A05101	298	200	120	259	160	116	5	Dark grey	
FAXEB3217A05101	298	198	170	259	160	166	7	Dark grey	
FAXEB32HG005101	298	192	15	-	-	-	-	Dark grey	



400 X 300 MM

ART.	overall dimensions			useful dimensions			L	colour	
	W mm	D mm	H mm	W mm	D mm	H mm			
FAXEB4312A05101	400	300	120	355	255	116	10	Dark grey	
FAXEB4317A05101	400	300	170	355	255	166	15	Dark grey	
FAXEB4322A05101	400	300	220	355	255	216	20	Dark grey	
FAXEB4332A05101	400	300	325	355	255	321	30	Dark grey	
FAXEB43HG005101	400	300	-	-	-	-	-	Dark grey	



600X400 MM

ART.	overall dimensions			useful dimensions			L	colour	
	Wmm	Dmm	Hmm	Wmm	Dmm	Hmm			
FAXEB6412A05101	600	400	120	555	355	116	20	Darkgrey	
FAXEB6417A05101	600	400	170	555	355	166	30	Darkgrey	
FAXEB6422A05101	600	400	220	555	355	216	40	Darkgrey	
FAXEB6428A05101	600	400	280	555	355	276	53	Darkgrey	



600X400 MM

ART.	overall dimensions			useful dimensions			L	colour	
	Wmm	Dmm	Hmm	Wmm	Dmm	Hmm			
FAXEB6432A05101	600	400	325	555	355	321	60	Darkgrey	
FAXEB6443B05101	600	400	430	555	355	426	90	Darkgrey	
FAXEB64HG005101	600	400	-	-	-	-	-	Darkgrey	



TROLLEY FOR EURO BOX CONTAINERS WITH STEEL BASE AND WHEELS

ART.	Wmm	Dmm	Hmm	KG	Wheels				Finish	
							Ø	material		
FCP20110299	698	415	870	150	1	3	100	Standard rubber	Galvanised	



TROLLEY FOR EURO BOX CONTAINERS WITH STEEL BASE AND WHEELS

ART.	Wmm	Dmm	Hmm	KG	Wheels				Finish	
							Ø	material		
FCP20110199	615	415	165	150	1	3	100	Standard rubber	Galvanised	



800 X 600 MM

ART.	overall dimensions			useful dimensions			L	colour	
	W mm	D mm	H mm	W mm	D mm	H mm			
FAXEB8612C05101	800	600	120	755	555	101	49	Dark grey	
FAXEB8617C05101	800	600	170	755	555	151	69	Dark grey	
FAXEB8622C05101	800	600	220	755	555	201	90	Dark grey	



800 X 600 MM

ART.	overall dimensions			useful dimensions			L	colour	
	W mm	D mm	H mm	W mm	D mm	H mm			
FAXEB8632C05101	800	600	325	755	555	306	130	Dark grey	
FAXEB8643C05101	800	600	430	755	555	411	175	Dark grey	
FAXEB86SE005101	800	600	-	-	-	-	-	Dark grey	



KIT WITH WHEELS

ART.	Ø	KG	H mm	material	SW	FW	
FKRD1002107	100	225	128	Standard rubber	2	2	



SET OF SCREWS FOR FASTENING WHEELS ONTO EURO BOX

ART.	pcs per pack	
FVT01380000	16	



SWIVEL WHEEL



SWIVEL WHEEL WITH BRAKE



FIXED WHEEL



GALVANISED



LOAD CAPACITY



CAPACITY



400X300 MM

ART.	overall dimensions			useful dimensions			L	colour	
	W mm	D mm	H mm	W mm	D mm	H mm			
FAXEB4312A05401	400	300	120	355	255	116	10	Dark grey	
FAXEB4317A05401	400	300	170	355	255	166	15	Dark grey	
FAXEB4322A05401	400	300	220	355	255	216	20	Dark grey	
FAXEB4332A05401	400	300	325	355	255	321	30	Dark grey	
FAXEB43HG005401	400	300	-	-	-	-	-	Dark grey	



600X400 MM

ART.	overall dimensions			useful dimensions			L	colour	
	W mm	D mm	H mm	W mm	D mm	H mm			
FAXEB6412A05401	600	400	120	555	355	116	20	Dark grey	
FAXEB6417A05401	600	400	170	555	355	166	30	Dark grey	
FAXEB6422A05401	600	400	220	555	355	216	40	Dark grey	
FAXEB6432A05401	600	400	325	555	355	321	60	Dark grey	
FAXEB64HG005401	600	400	-	-	-	-	-	Dark grey	

NESTABLE BOX

POLYPROPYLENE



600X400 MM

ART.	overall dimensions			useful dimensions			L	colour	
	W mm	D mm	H mm	W mm	D mm	H mm			
FAXNL6420B05101	600	400	200	453	336	197	32	Dark grey	
FAXNL6430B05101	600	400	300	453	336	297	50	Dark grey	
FAXNL6440B05101	600	400	400	453	336	397	70	Dark grey	
FAXNL64SE005101	600	400	-	-	-	-	-	Dark grey	

PICKING BOX

ECOGREEN



ART.	multiple order qty	size	overall dimensions			useful dimensions			L	colour	
			W mm	D mm	H mm	W mm	D mm	H mm			
FAXPBC001A05401	50	1	100	170	75	88	133	65	1	Dark grey	
FAXPBC002A05401	54	2	150	230	125	127	191	110	3,8	Dark grey	
FAXPBC3A2B05401	21	3A2	210	350	145	180	270	130	9,4	Dark grey	
FAXPBC003B05401	15	3	210	350	200	180	270	183	12,5	Dark grey	
FAXPBC004B05401	10	4	310	500	200	282	425	183	28	Dark grey	



1

2

3A2

3

4A2

ART.	multiple order qty	size	overall dimensions			useful dimensions			L	colour	
			W mm	D mm	H mm	W mm	D mm	H mm			
FAXPBC001A05101	50	1	100	170	75	88	133	65	1	Dark grey	
FAXPBC001A05102	50	1	100	170	75	88	133	65	1	Green	
FAXPBC001A05103	50	1	100	170	75	88	133	65	1	Red	
FAXPBC001A05104	50	1	100	170	75	88	133	65	1	Blue	
FAXPBC001A05105	50	1	100	170	75	88	133	65	1	Yellow	
FAXPBC002A05101	54	2	150	230	125	127	191	110	3,8	Dark grey	
FAXPBC002A05102	54	2	150	230	125	127	191	110	3,8	Green	
FAXPBC002A05103	54	2	150	230	125	127	191	110	3,8	Red	
FAXPBC002A05104	54	2	150	230	125	127	191	110	3,8	Blue	
FAXPBC002A05105	54	2	150	230	125	127	191	110	3,8	Yellow	
FAXPBC3A2B05101	21	3A2	210	350	145	180	270	130	9,4	Dark grey	
FAXPBC3A2B05102	21	3A2	210	350	145	180	270	130	9,4	Green	
FAXPBC3A2B05103	21	3A2	210	350	145	180	270	130	9,4	Red	
FAXPBC3A2B05104	21	3A2	210	350	145	180	270	130	9,4	Blue	
FAXPBC3A2B05105	21	3A2	210	350	145	180	270	130	9,4	Yellow	
FAXPBC003B05101	15	3	210	350	200	180	270	183	12,5	Dark grey	
FAXPBC003B05102	15	3	210	350	200	180	270	183	12,5	Green	
FAXPBC003B05103	15	3	210	350	200	180	270	183	12,5	Red	
FAXPBC003B05104	15	3	210	350	200	180	270	183	12,5	Blue	
FAXPBC003B05105	15	3	210	350	200	180	270	183	12,5	Yellow	
FAXPBC4A2B05101	14	4A2	310	500	145	282	425	134	20	Dark grey	
FAXPBC4A2B05102	14	4A2	310	500	145	282	425	134	20	Green	
FAXPBC4A2B05103	14	4A2	310	500	145	282	425	134	20	Red	
FAXPBC4A2B05104	14	4A2	310	500	145	282	425	134	20	Blue	
FAXPBC4A2B05105	14	4A2	310	500	145	282	425	134	20	Yellow	

PICKING BOX

POLYPROPYLENE



4



4A5




5P4



5

ART.	multiple order qty	size	overall dimensions			useful dimensions			L	colour	
			W mm	D mm	H mm	W mm	D mm	H mm			
FAXPBC004B05101	10	4	310	500	200	282	425	183	28	Dark grey	
FAXPBC004B05102	10	4	310	500	200	282	425	183	28	Green	
FAXPBC004B05103	10	4	310	500	200	282	425	183	28	Red	
FAXPBC004B05104	10	4	310	500	200	282	425	183	28	Blue	
FAXPBC004B05105	10	4	310	500	200	282	425	183	28	Yellow	
FAXPBC4A5B05101	6	4A5	310	500	300	282	425	285	42	Dark grey	
FAXPBC4A5B05102	6	4A5	310	500	300	282	425	285	42	Green	
FAXPBC4A5B05103	6	4A5	310	500	300	282	425	285	42	Red	
FAXPBC4A5B05104	6	4A5	310	500	300	282	425	285	42	Blue	
FAXPBC4A5B05105	6	4A5	310	500	300	282	425	285	42	Yellow	
FAXPBZ5P4E05101	1	5P4	472	535	300	432	435	281	63	Dark grey	
FAXPBZ5P4E05102	1	5P4	472	535	300	432	435	281	63	Green	
FAXPBZ5P4E05103	1	5P4	472	535	300	432	435	281	63	Red	
FAXPBZ5P4E05104	1	5P4	472	535	300	432	435	281	63	Blue	
FAXPBZ5P4E05105	1	5P4	472	535	300	432	435	281	63	Yellow	
FAXPBZ005E05101	1	5	472	720	300	434	615	275	88	Dark grey	
FAXPBZ005E05102	1	5	472	720	300	434	615	275	88	Green	
FAXPBZ005E05103	1	5	472	720	300	434	615	275	88	Red	
FAXPBZ005E05104	1	5	472	720	300	434	615	275	88	Blue	
FAXPBZ005E05105	1	5	472	720	300	434	615	275	88	Yellow	



LONGITUDINAL PLASTIC DIVIDER

ART.	multiple order qty	for containers size	W mm	H mm	colour	
FAXPBDC3A207107	10	3A2	300	105	Black	
FAXPBDC00307107	10	3	305	160	Black	
FAXPBDC00407107	10	4	460	160	Black	



ART.	multiple order qty	overall dimensions			drawers				colour	
		W mm	D mm	H mm	no.	W mm	D mm	H mm		
FAXVBCH00900001	2	600	69	77	9	59	44	49	Darkgrey	
FAXVBCH00600001	2	600	98	112	6	87	66	72	Darkgrey	
FAXVBCH00500001	1	600	141	164	5	113	100	110	Darkgrey	
FAXVBCH00400001	1	600	174	206	4	142	130	135	Darkgrey	
FAXVBCH00300001	1	600	209	240	3	190	146	164	Darkgrey	
FAXVBCH00200001	1	600	311	353	2	285	219	246	Darkgrey	

STOP FOR VISUAL BOX BOX CABINET



ART.	suitable for	
FAXVBCHL0900099	FAXVBCH0090000	
FAXVBCHL0600099	FAXVBCH0060000	
FAXVBCHL0500099	FAXVBCH0050000	
FAXVBCHL0400099	FAXVBCH0040000	
FAXVBCHL0300099	FAXVBCH0030000	
FAXVBCHL0200099	FAXVBCH0020000	



EMPTY WALL-MOUNTED RACK FOR VISUAL BOX DRAWER UNITS


ART.	W mm	D mm	H mm	RAL	
FVBSW1500000001	604	41	1502	7000	
FVBSW1950000001	604	41	1952	7000	

BASE FOR RACK VISUAL BOX

ART.	W mm	D mm	H mm	RAL	
FVBSBASE00000001	600	300	100	7000	

MAT

POLYETHYLENE



NON-SLIP POLYETHYLENE MAT

ART.	W mm	D mm	H mm	colour	
FAXSMTC08004001	800	400	25	Darkgrey	
FAXSMTC08004006	800	400	25	Brickred	

NON-SLIP PERFORATED POLYETHYLENE MAT

ART.	W mm	D mm	H mm	colour	
FAXSMTA08004001	800	400	25	Dark grey	
FAXSMTA08004006	800	400	25	Brick red	



JOINING PIECE FOR POLYETHYLENE MAT

ART.	W mm	D mm	H mm	colour	
FAXSMRC04001205	400	120	25	Yellow	




CORNER ELEMENT FOR POLYETHYLENE MAT

ART.	W mm	D mm	H mm	colour	
FAXSMAN01201205	120	120	25	Yellow	



CLIPS FOR ATTACHING THE MAT

ART.	D mm	H mm	Finish	
FAXSMCL00000099	10	14	Galvanised	



GALVANISED




RAL 7000

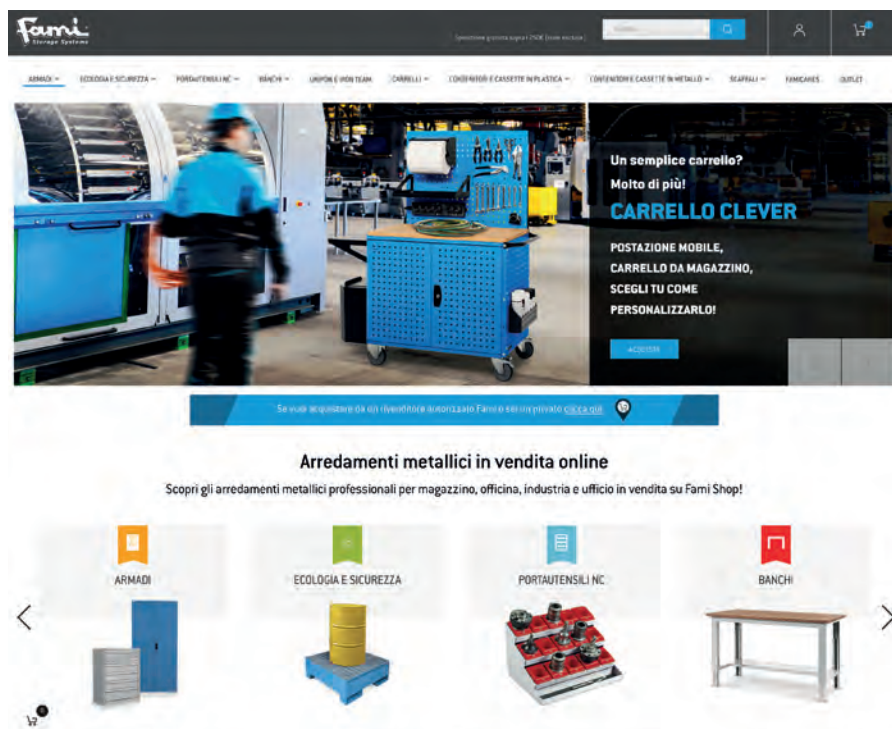








FAMI SHOP



FAMI SHOP HAS ARRIVED! THE E-COMMERCE SYSTEM DEVELOPED FOR OUR PARTNERS

+ 300 PRODUCTS

On Fami Shop you can find an extensive range of Fami Ideaone products for furnishing the various areas of your company!

IMMEDIATE DELIVERY

Instant information on availability:
> 10 working days indicated in GREEN
> 20 working days indicated in RED

EASE OF PURCHASE

Sign up, select the product and the quantity, then add the items to your wishlist or cart to purchase them straight away.

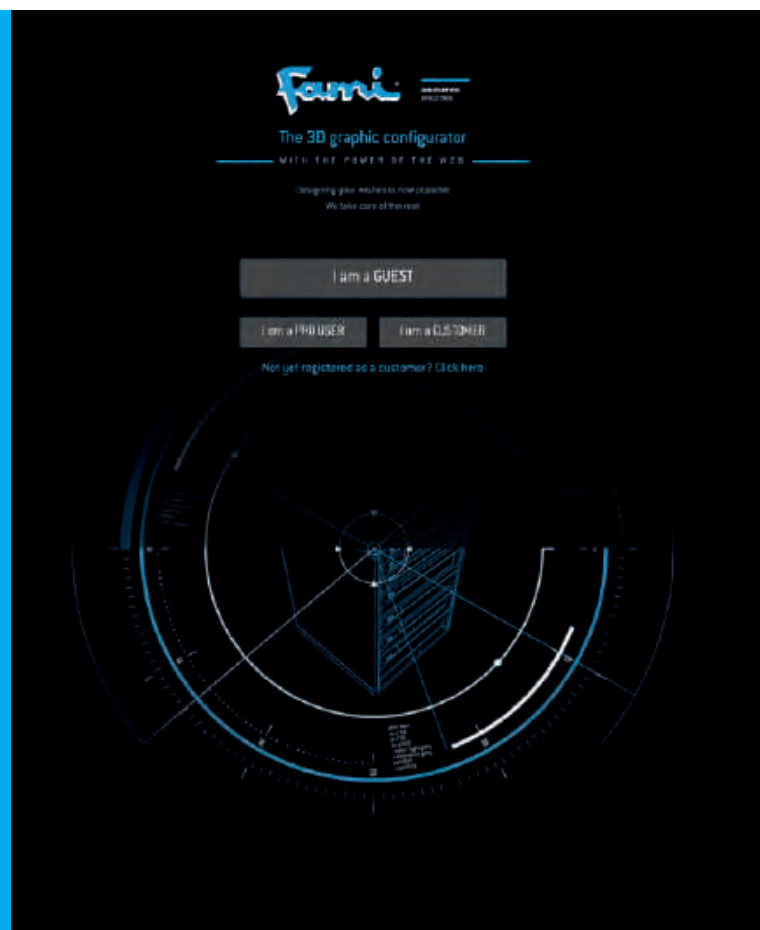
E-COMMERCE AVAILABLE FOR ITALY ALONE

The new configurator is online

Combine the various elements and components online to create the workbench, trolley and cabinet perfectly suited to your needs with the Fami configurator!

Innovative, easy to use and unique among its kind: with the Fami planner you can design your furnishing solution using 12 different colours how, where and when you like. Create your personal profile so that you can save all your projects and see and edit them at a later stage.

Visit the website and start devising all the solutions you prefer to outfit the various areas of your company! Online you can find the list of countries where the 3D configurator is available. Discover the constantly updated list!



GENERAL CONDITIONS OF THE CONTRACTUAL WARRANTY OFFERED BY FAMI

Dear Customer,

Every Fami Srl product that you purchase is accompanied by a contractual warranty (the "Warranty") that is regulated in accordance with the terms and procedures specified below.

1. RECITALS

1.1 In the Conditions that follow, the terms specified below shall have the following meaning:

a) Seller: Fami Srl;

b) Customer: any party (physical person, company, body or legal entity) that purchases the Seller's Products;

c) Product(s): the goods manufactured, assembled and/or marketed by the Seller, excluding Products under the Store Van brand.

2. SCOPE OF THE WARRANTY

2.1 Fami Srl guarantees that the Products are free from faults and conform to the technical specifications declared by the Seller.

2.2 It is agreed that the dimensions of Products are to be understood as taking into account the margins of operating tolerances existing on the market, with reference to the type, quantity and quality of the Products. The Seller, therefore, does not guarantee the Products' compliance with particular specifications or technical characteristics or their suitability for particular uses other than those indicated in the technical specifications stated by Fami Srl and provided in the user and maintenance manual, unless such characteristics have been expressly agreed in the sales contract.

2.3 If Product defects are reported by the Customer and subsequently confirmed, the Customer will be entitled to have the Product repaired free of charge or, if repair is impossible or prohibitively expensive, the free replacement of the Product, at the sole discretion of the Seller and with the exclusion of any further or different obligation on the part of Fami Srl.

2.4 The Warranty does not affect the rights provided by Legislative Decree No. 206 06/09/2005, as amended and supplemented (the "Consumer Code"), if the Customer qualifies as a "consumer". Such rights therefore remain intact.

3 WARRANTY APPLICATION CONDITIONS

3.1 To activate the Warranty, the Customer must inform Fami Srl, within the time limits stated in articles 4 and 5 below, of any defects found, by submitting a Complaint (the "Complaint") containing the information specified in art. 5 below.

3.2 Once the Complaint has been made, the Customer must immediately refrain from using the defective Product(s).

3.3 Upon receipt of the Complaint, the Seller shall make every effort to ascertain the existence, nature and extent of the defects and to verify the timeliness of the Complaint pursuant to art 5 below. For these purposes, the Customer must make the defective Product(s) available for inspection, including through sending photographic documentation or the use of videoconferencing systems. The Product will be repaired by the Seller at its own premises or branch, or at the premises of an authorised dealer. The Seller reserves the right to repair the Product at the Customer's premises. If necessary, the Customer will be required to send, at its expense, the defective Product to one of the above locations, as indicated by the Seller, notwithstanding the provisions of the Consumer Code. The Seller shall send the new Product or the repaired Product to the Buyer and shall bear the shipping costs.

3.4 The repair of a defective Product shall be carried out within a reasonable time in relation to the extent of the defect.

4. DURATION – COVERAGE PERIOD

4.1 The Product Warranty will have a duration of 10 years starting from the Product delivery date, except in the case of marketed products, electronic components, software and wear parts, which have a warranty of 12 months starting from the delivery date of the parts. Please note that "delivery date" is understood as the date on which the Products leave the Fami Srl warehouses for delivery to the Customer, unless otherwise provided for in the sales contract.

4.2 For repaired or replaced Products, the warranty begins again for 12 months from repair or replacement. Overall, therefore, the duration of the Warranty for Products repaired or replaced by the Seller is a maximum of 11 years or, in the case of marketed products, electronic components, software and wear parts, a maximum of 24 months from the beginning of the duration of the Warranty referred to in article 4.1 above.

4.3 Upon expiry of the term referred to in article 4.1 above, the right of recourse provided for by art. 131 of the Italian Consumer Code, when applicable, shall be considered as time-barred and inadmissible.

5. SUBMISSION TIME LIMITS AND PROCEDURES

5.1. During the period of validity of the Warranty, any complaints relating to the state of the packaging, quantities, number or external features of the Products (faults and defects not hidden and visible from the outside) must be specified by the Buyer on the delivery note, and the Transport Document must be signed, indicating the words "reserving all specific rights". No later than 2 (two) working days from receipt of the Products, the Customer must send the Seller, in an email to: assistenza@famispas.it, a copy of the delivery note and related photographic evidence, providing detailed information on the condition of the Products and the nature of the defects found.

5.2. Any complaints relating to defects not detectable by careful inspection at the time of receipt of the Products (faults and hidden defects) must be submitted to the Seller, under penalty of forfeiture, within and no later than 7 (seven) days from the date of discovery of the defect, via certified email to: pec@pec.famispas.it, specifying the precise product code, the batch (if available), the date of delivery and nature of the defect.

6. EXCLUSIONS AND LIMITATION OF LIABILITY

6.1 The warranty does not apply to products whose defects are due to: a) transport operations; b) non-compliance with measures that are part of normal maintenance practices; negligent and careless use; c) failure to follow the Seller's instructions for the use and/or storage of the product; d) failure to comply with the installation norms, and/or any other indications or instructions shown on the technical notes supplied with the product if the Seller has not already directly performed the installation; e) tampering, maintenance in general, adjustments attempted by the Customer or by persons not authorised by the Seller; f) abnormal use and/or misuse of the Product, placement of the Product in damp, excessively hot, cold, dusty or harmful environments (with chlorine, lacquers, paints or other chemicals and/or toxic agents present) or in any environments not suitable for the proper storage of the Products, insofar as such circumstances have not been reported to the Seller before the purchase of the Products and the Seller has guaranteed the Products' tolerability of such environments; g) worsening of the damage caused by the Customer's use of the Products after the defects have been detected; h) use of spare parts, components and accessories that are not original or not recommended by the Seller (replacement or repair of non-original parts cannot be requested) and damage caused to the Product by the use of such parts; i) anomalies or defective functioning of the power supply;

l) corrosion, incrustations or breakages caused by stray current loads, condensation, aggression or acidity of water, improperly performed descaling treatments, sludge or lime deposits; m) unforeseeable circumstances, force majeure circumstances such as, by way of non-exhaustive example, frost, overheating, fire, theft, natural events (such as, for example, hail, tornadoes, lightning, floods, earthquakes), vandalism, accidents and other similar events.

6.2 The Warranty shall not be applicable if the selling price of the Products has not been fully paid, with the proviso that, if the payment is to be made by instalments, the Warranty shall be immediately applicable and shall remain so as long as the instalments are paid on time.

6.3 The Seller shall not be liable for any damage that may, directly or indirectly, be caused to persons, things or animals as a consequence of non-compliance with all the instructions in the installation, use and maintenance booklet.

6.4 The Seller declines all responsibility for indirect damage caused by the defectiveness of a Product such as, by way of non-exhaustive example, production stoppages or failure to ship or transfer the Product to third parties.

6.5 In any case, the Seller's liability may not exceed the amount paid by the Customer for the individual sales contract, the content of which has given rise to the circumstances regarding a possible claim for damages and/or compensation.

6.6 The Products must be used only for the purposes specified and in compliance with safety regulations, in accordance with the instructions shown in the installation, use and maintenance manual provided by the Seller; if the Customer uses or resells the Products purchased and/or the Products from the Seller for any other purposes, they do so at their own risk and peril, with all consequent liability. In this case, the Seller's contractual and/or extra-contractual liability is excluded both for any direct or indirect damage also suffered by third parties and is excluded also in the case of poor maintenance, improper use, failure to observe safety rules and other conditions; the Customer shall also hold the Seller harmless from costs and/or liabilities that may arise against him.

7. COMPETENT COURT AND APPLICABLE LAW

7.1 Any disputes arising from or related to these General Conditions of Warranty and/or individual Contracts such as, by way of non-exhaustive example, disputes relating to their existence, validity, interpretation, effectiveness or execution, shall be resolved exclusively by the Court of Vicenza, even if the Contract contains international elements, without prejudice to the mandatory regulations of the Consumer Code.

7.2 These General Conditions of Warranty are entirely governed by and shall be interpreted under Italian law, even if the Contract has international elements, with the express exclusion of the 1980 Vienna Convention.

GENERAL CONDITIONS OF SALE

1. Definitions

1.1 Pursuant to the Conditions herein, the terms specified below shall have the following meaning:

- a) Seller: Fami Srl;
- b) Buyer: any company, body or legal entity that purchases the Seller's products;
- c) Products: the goods manufactured, assembled and/or marketed by the Seller;
- d) Order: each proposal for the purchase of Products submitted by the Buyer to the Seller;
- e) Order Confirmation: the Seller's written acceptance of the Order;
- f) Contract: the sale concluded between the Seller and the Buyer at the time of the Buyer's receipt of the Order Confirmation;
- g) Parties: the Seller and Buyer jointly;
- h) Trademarks: all the trademarks of which the Seller is the owner or licensee;
- i) Intellectual property rights: all intellectual and/or industrial property rights of Fami Srl, including, without limitation, the rights relating to patents for inventions, designs or models, utility models, trademarks, know-how, technical specifications, data and software, regardless of whether or not such rights are recorded, as well as any application or registration relating to those rights and to any other right or form of protection of a similar nature or having equivalent effect.

2. General provisions

2.1 These General Conditions of Sale [hereinafter the "Conditions"] form an integral part of the Contracts concluded between the Seller and the Buyer for the supply of Products.

2.2 The Conditions have effect between Fami Srl [hereinafter "Fami"] and the Buyer without the need for an express reference thereto or a specific agreement to that effect. Any different condition or term applies only if confirmed in writing by the Seller.

2.3 The Seller reserves the right to amend, supplement or delete any provision of these General Conditions of Sale at any time and to give notification of the changes through the dedicated page of the company website, provided that such additions, amendments or deletions apply to all Sales concluded from the 15th day after the communication [via publication on the web site or via the newsletter or any correspondence sent in writing] of the new Conditions of Sale to the Purchaser.

2.4 Any reference to commercial terms [such as EXW, DPA, DPU, DDP, etc.] is to be understood as referring to the Incoterms® of the International Chamber of Commerce, included in the text in force on the date of conclusion of the Contract.

3. Field of application

3.1 These General Conditions of Sale [hereinafter the "Conditions"] apply to all contracts [whether concluded by phone, fax, email or website], unless otherwise expressly agreed in writing by the Parties, and form an integral and substantial part of every Order and Order Confirmation, even if not expressly mentioned.

3.2 The Buyer may not invoke or object to Conditions other than the Conditions herein. Therefore, any conditions specified in writing by the Buyer in the Order, or in any other phase of the contractual negotiation including after the Order Confirmation, as well as any general conditions of purchase of the Buyer, shall not be valid. Any written or verbal condition sent by collaborators, employees, agents or representatives of the Seller has no effect unless reproduced in the text of the Order Confirmation or unless confirmed in writing by the Seller. In this regard, the partial or complete execution of the Order by Fami or any other fulfilment thereof in respect of the Buyer shall not be valid and cannot be interpreted as tacit or implicit acceptance of any general condition of contract that has not been explicitly signed by Fami.

3.3 The Conditions are valid only for contractual relations between Fami and professional operators, so Legislative Decree No. 206 of 6 September 2005 [Consumer Code], as amended, is not applicable.

4. Offers and Orders

4.1 The offers made by the Seller are not to be considered binding. The information in catalogues, brochures and price lists are not binding for the Seller, who reserves the right to make any changes to the Products and their prices. Therefore, the Seller shall be considered solely bound by the information in the Order Confirmation.

4.2 Each Order sent by the Buyer, either directly to Fami or through the agents or representatives of the Seller, is understood as an irrevocable purchase offer that will remain effective for 30 (thirty) days from the date of its regular receipt by the Seller, unless waived by explicit declaration from time to time.

4.3 The Buyer's submission of the Order implies that he or she has fully read and acknowledged all the Conditions herein, which shall therefore be understood as fully accepted by the Purchaser without limitations or reservations.

4.4 Orders and/or changes to Orders made verbally or by phone must be confirmed in writing by the Buyer. Otherwise, the Seller shall not be responsible for any errors or misunderstandings.

4.5 The Seller expressly reserves the right to evaluate any Order without being bound to accept it.

4.6 Orders duly accepted by the Seller via the Order Confirmation cannot be cancelled by the Buyer without the written consent of the Seller.

5. Conclusion of the Contract

5.1 The Contract may be considered concluded only after the sending of an Order Confirmation by Fami [via email, fax or other equivalent electronic means] for each individual Order. In any case, the issue of the invoice by the Seller or the execution of the order by the Seller will be considered as confirmation.

5.2 If the Order Confirmation contains additions, limitations or other changes to the Order, the Buyer's assent to these changes will be deemed tacitly given unless written notification is sent to the Seller within two working days of their receipt of the Order.

5.3 Changes and additions requested by the Buyer after the conclusion of the Contract will have no value and effect unless the Seller accepts them in writing, with possible clarification of the new delivery time, price and payment method.

5.4 All Contracts are always considered concluded at the registered offices of Fami Srl in Italy, 36027 Rosà (Vi), Via Stazione Rossano 13.

6. Prices

6.1 The prices of the Products shall be those specified in the Seller's price list in force at the time the Order is finalised or, if the Product is not included in the price list or the price list is not available, those specified in the Order Confirmation.

6.2 The prices of the products will be those indicated in the Order Confirmation and, unless otherwise agreed, are understood as applicable to goods delivered ex works [EXW]. These prices, unless stated otherwise in the Order Confirmation, do not include the costs and expenses of special packaging, shipping, insurance and transportation from the Seller's premises, any expenses, taxes or duties relating to the sale of the Products, including the costs of all customs formalities [by way of non-exhaustive example: customs duties, taxes and other charges for the exportation of the Products], which shall be borne by the Buyer.

6.3 The Seller reserves the right to make a price adjustment in the event of a change in [a] the Contract, requested by the Buyer after the conclusion thereof and accepted by the Seller, and in [b] the type of delivery, material or execution of the Products due to the incompleteness or inaccuracy of the information and/or documentation provided by the Buyer.

7. Terms of payment

7.1 At the time of conclusion of the Contract, the Seller may ask the Buyer to pay a deposit of 30% of the value of the supply order. The Parties may agree in any case the payment of a different confirmation deposit, subject to prior written agreement in the Contract.

7.2 In the event of non-payment of the deposit, the Contract, where applicable, shall be considered terminated ipso jure and the Seller may demand payment of any amounts accrued as at that time, in addition to compensation for any financial and non-financial damages and costs, including legal costs where incurred.

7.3 Where the terms of payment are not specified in the Contract, the payment must be made by bank transfer within 30 days from the end of month invoice date. The payment shall be considered effected when the amount becomes available to the Seller at its bank in Italy. If the Parties have agreed on advance payment without further specifications, it is assumed that the advance payment refers to the entire price of the Products included in the supply order. In the case of delivery in instalments, the Buyer shall pay the appropriate amount for each delivery batch, unless otherwise agreed in writing in the Contract.

7.4 Payments must be made in the agreed currency and any banking fees or commissions owed in connection with the payment will be fully borne by the Buyer.

7.5 In the case of partial non-payment or delayed payment by the Buyer, the Seller shall have, without prejudice to all other rights, the right to suspend further deliveries even if they were due under separate contracts and to demand immediate and full payment of all the goods ordered and to postpone its deliveries for a period equivalent to the delay in payment, whatever the amount may be, until the payment and related interest on arrears has been settled.

7.6 Such non-payments and late payments shall give the Seller the right to recognition and payment, in its favour, of the interest on arrears pursuant to Legislative Decree No. 231/2002, in addition to costs, including legal costs, which may be considered necessary for the recovery of the sums due to the Seller for any reason.

7.7 Failure to pay even a single invoice will result in the Seller having the right to terminate any Contract concluded with the Buyer pursuant to art. 1456 of the Italian Civil Code and to suspend the processing or delivery of any other order supply in progress, without prejudice, in any case, to full compensation for any damage resulting from the Buyer's non-fulfilment or delay. Any delays in the processing of orders or in deliveries, caused by previous suspensions of production due to non-payments by the Buyer do not constitute non-fulfilment by the Seller.

7.8 Any claims or disputes shall not give the Buyer the right to suspend or delay payments.

8. Delivery terms

8.1 The delivery time shall be that indicated in the Order Confirmation and, unless otherwise agreed, shall be understood as ex-works [EXW] from the Seller's plant. If requested and expressly agreed in writing in the Contract, Fami shall take care of the transportation of the Products, at the risk, cost and expense of the Buyer. Any transport costs shall be borne by the Buyer and shall not affect shipment risks, which shall continue to be borne by the Buyer at the latest upon delivery of the Products to the first carrier.

8.2. The delivery of the Products must take place within the time specified in the Contract, calculated in working days, with the specification that delivery times are purely indicative and are not essential terms and, in any case, do not include transport times. The Seller shall, therefore, not be responsible for any delay in delivery for any reason.

8.3. If the Buyer asks the Seller for a change in the delivery time, the request must be made in writing and the Buyer must in any case settle the payment for the order supply within the terms indicated in article 7 of these Conditions. The only costs excluded are those for storage, delivery, assembly, disassembly and installation, which must be paid within the new agreed delivery date.

8.4. Upon receipt of the notice of goods ready for shipment, the Buyer must collect the goods within 10 (ten) days. Otherwise, the Products may be stored outdoors, with the Seller being released from any liability and all guarantees being forfeited in favour of the Seller; the Buyer shall bear any handling and storage costs incurred by the Seller, which may also, at its discretion, have the Products placed in storage at the Buyer's expense.

8.5 The Seller shall be entitled to issue a regular invoice within 10 (ten) days from the notice of goods ready for shipment.

8.6 In the case of delayed pick-up of the prepared goods for any reason not dependent on the will of the Seller, the delivery shall be deemed to have been made ten days after the communication of the notice of goods ready for shipment. In this case the Seller shall have the right to issue an invoice and to claim fulfilment of the agreed terms of payment and may carry out the packaging, transport or storage of the goods at the Buyer's expense, without prejudice to compensation for any damage suffered, including for warehousing, safekeeping and storage of goods.

9. Warranty and complaints

9.1. The rules for the Warranty offered by the Seller are set out in the General Conditions of Warranty document viewable at www.famispaspa.com on the site and, with regard solely to Products under the Store Van brand, in the General Conditions of Warranty document viewable at www.storevan.com.

9.2 At the time of receipt of the Products, the Buyer must inspect the Products in the presence of the carrier entrusted with delivery, in order to check for any defects visible from the outside (such as, by way of non-exhaustive example, the quantities and packaging of the Products or the Products' conformity with the indications of the Order Confirmation).

9.3 Any complaints relating to packaging, quantities, number or external features of the Products (faults and defects not hidden and visible from the outside) must be specified by the Buyer on the delivery note and the Transport Document must be signed, indicating the words "reserving all specific rights". No later than 2 (two) working days from receipt of the Products, the Buyer shall send the Seller, in an email to: assistenza@famispaspa.it, a copy of the delivery note and related photographic evidence, providing detailed information on the condition of the Products and the nature of the defects found.

9.4 Without prejudice to the duration of the Warranty offered by the Seller, any claims for defects not detectable by careful inspection at the time of receipt of the Products (faults and hidden defects) must be submitted to the Seller, under penalty of forfeiture, within and no later than 7 (seven) days from the date of discovery of the defect, via certified email to: pec@pec.famispaspa.it, specifying the product code, the batch (if available), the date of delivery and nature of the defect.

9.5 Any Product for which no objection has been raised in accordance with the procedures and terms indicated above shall be considered approved and accepted by the Buyer.

9.6 In no case shall the Seller's agents, customers or intermediaries have the power to represent and commit the Seller to any binding obligations to the Buyer or other third parties. To this end, any communication relating to faults or defects of the Products shall be invalid and ineffective if made to the agents, customers or intermediaries of the Seller, or in any form or manner other than those indicated above.

10. Retention of Title

10.1 The Products remain the property of the Seller until the date on which the Purchaser has paid the full price of the Products and all sums due to the Seller.

10.2 If in the Buyer's country of domicile it is necessary, for the validity of the Seller's retention of title, to ensure the completion of administrative or legal formalities, including, without any limitation, the registration of the Products in public registers or the affixing of special seals on the Products, the Purchaser hereby agrees to cooperate with the Seller to carry out all the necessary acts to obtain the valid right, including with respect to third parties, to the retention of title.

11. Force Majeure

11.1 Both the Buyer and Fami may suspend the performance of their contractual obligations when said performance becomes impossible or unreasonably burdensome due to an unforeseeable impediment that is not under their control, such as, by way of non-exhaustive example, strikes, epidemics and/or pandemics, boycotts, lockouts, fires, wars, riots and revolutions, requisitions, embargoes or power cuts.

11.2 The Party wishing to invoke this clause must immediately inform the other Party in writing, by certified email, of the occurrence and cessation of the of force majeure circumstances.

11.3 If the suspension due to force majeure lasts more than eight weeks, each Party shall have the right to terminate the Order, subject to 10 days' notice, to be conveyed to the other in writing, by registered letter with return receipt or by certified email.

11.4 In any case, it is understood that the Seller will be entitled to receive payment for any Products already delivered, in addition to reimbursement of any expenses already incurred.

12. Change in the Buyer's financial situation

12.1 Fami shall be entitled to suspend the fulfilment of the obligations arising from the supply of the Products in the event that the Buyer's financial situation becomes such as to seriously endanger the Buyer's ability to pay, unless a suitable guarantee is given. It is understood that the Seller will be entitled to receive payment for any Products already delivered, in addition to the reimbursement of any expenses already incurred.

13. Intellectual property rights

13.1 Intellectual Property Rights are the total and exclusive property of the Seller and their communication or use within the scope of these Conditions does not constitute, in relation to them, any right or claim on the part of the Buyer. The latter undertakes not to perform any act incompatible with the ownership of the Intellectual Property Rights.

13.2 The Buyer declares that: a) the Seller is the exclusive owner of the Trademarks; b) it shall refrain from using and registering marks that are similar to and/or confusable with the Trademarks; c) it shall use the Trademarks only in accordance with the Seller's instructions and only for the purposes set out in these Conditions.

14. Competent court and applicable law

14.1 Any disputes arising from or related to these General Conditions of Sale and/or individual Contracts such as, by way of non-exhaustive example, disputes relating to their existence, validity, interpretation, effectiveness or execution, shall be resolved exclusively by the Court of Vicenza, even if the Contract contains international elements.

14.2 Notwithstanding the above, the Seller in any case has the right to bring the dispute before the competent court at the place of the Buyer's registered offices.

14.3 These General Conditions of Sale and/or each individual Contract are entirely governed by and shall be interpreted under Italian law, even if the Contract has international elements, with the express exclusion of the 1980 Vienna Convention.

15. Privacy policy

15.1. The Buyer declares that it has have received all the information provided in accordance with art. 13 of EU Regulation No. 2016/679 (GDPR) and gives its consent to the processing of personal data for the purposes referred to in these general conditions of sale and to be aware that in relation to the data supplied, it is may exercise the rights provided by Legislative Decree 196/2003 and by Regulation EU No. 2016/679 (GDPR). The Seller declares that the controller of the data collected is Fami Srl, with registered offices in Rosà (VI), Via Stazione Rossano 13, VAT No. and tax code 03498610249.

16. Compliance with Law 231/2001

16.1 The Buyer acknowledges that Fami Srl has adopted and implements an Organisation, Management and Control Model pursuant to Legislative Decree 231/01, along with the related Code of Ethics and Disciplinary System, details of which can be viewed on the company website www.famispaspa.com. The Buyer endorses the principles of the aforementioned Organisation, Management and Control Model and its annexes, and undertakes to comply with its contents, principles and procedures and, in general, to refrain from any conduct that may constitute any of the offences specified in Legislative Decree 231/01, as amended, and included in the aforementioned Organisation, Management and Control Model. The Buyer also undertakes to comply with, and to ensure its employees' compliance with, all the principles stated in said documentation and the behavioural protocols provided by our organisation, pursuant to Legislative Decree 231/2001 and the annexes to this contract. Any breach of the rules provided by the aforementioned documents shall constitute a serious breach of contract.

17. Final Provisions

17.1 Should one of the Parties fail to take legal action or exercise their rights under these Conditions, such acquiescent conduct cannot be interpreted as a final waiver of such legal action or the exercising of such rights in the future.

17.2 The sale of Products by Fami to the Buyer does not give the latter any exclusive territorial right nor does it allow the Buyer to take on the status of distributor or dealer for Fami.

17.3 The partial or total invalidity of individual provisions of these Conditions shall not affect the validity of the remaining provisions.

PATENTS

Some of the components are protected by a European design model and/or an industrial invention patent.

BIN CART



WWW.FAMISPA.COM

VIA STAZIONE ROSSANO 13
36027 ROSÀ (VICENZA) ITALIA

TEL. +39 0424 58 54 55
FAX +39 0424 58 54 70

E-MAIL: INFO@FAMISPA.IT

RESELLER STAMP