


IDEAONE 2021

.02

fami



INNOVATION
SINCE 1929.

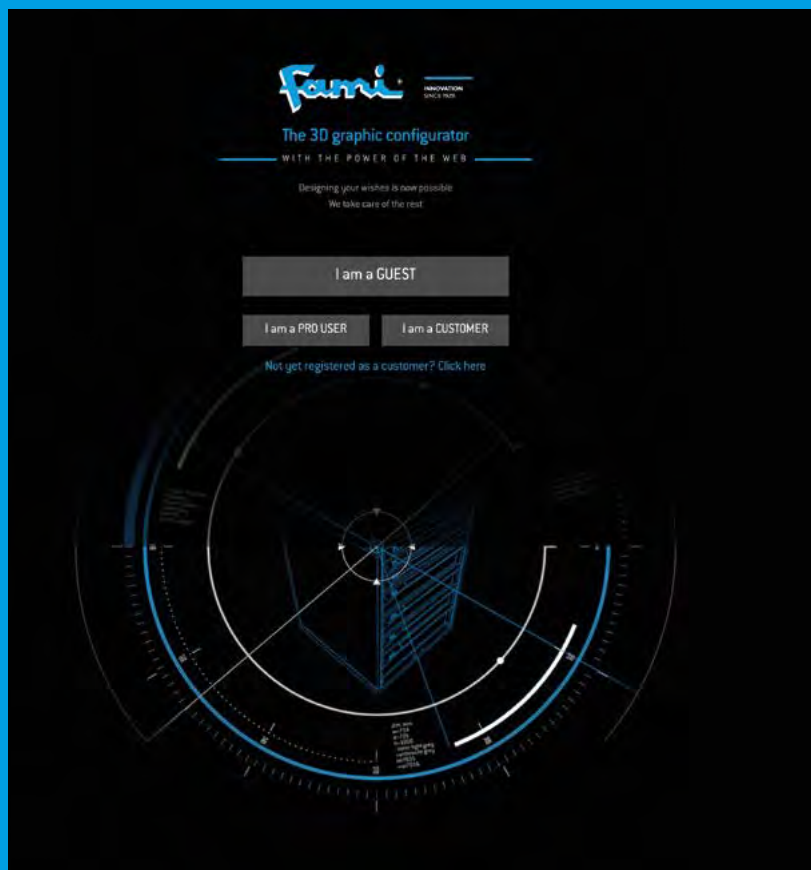


The new configurator soon to be available online

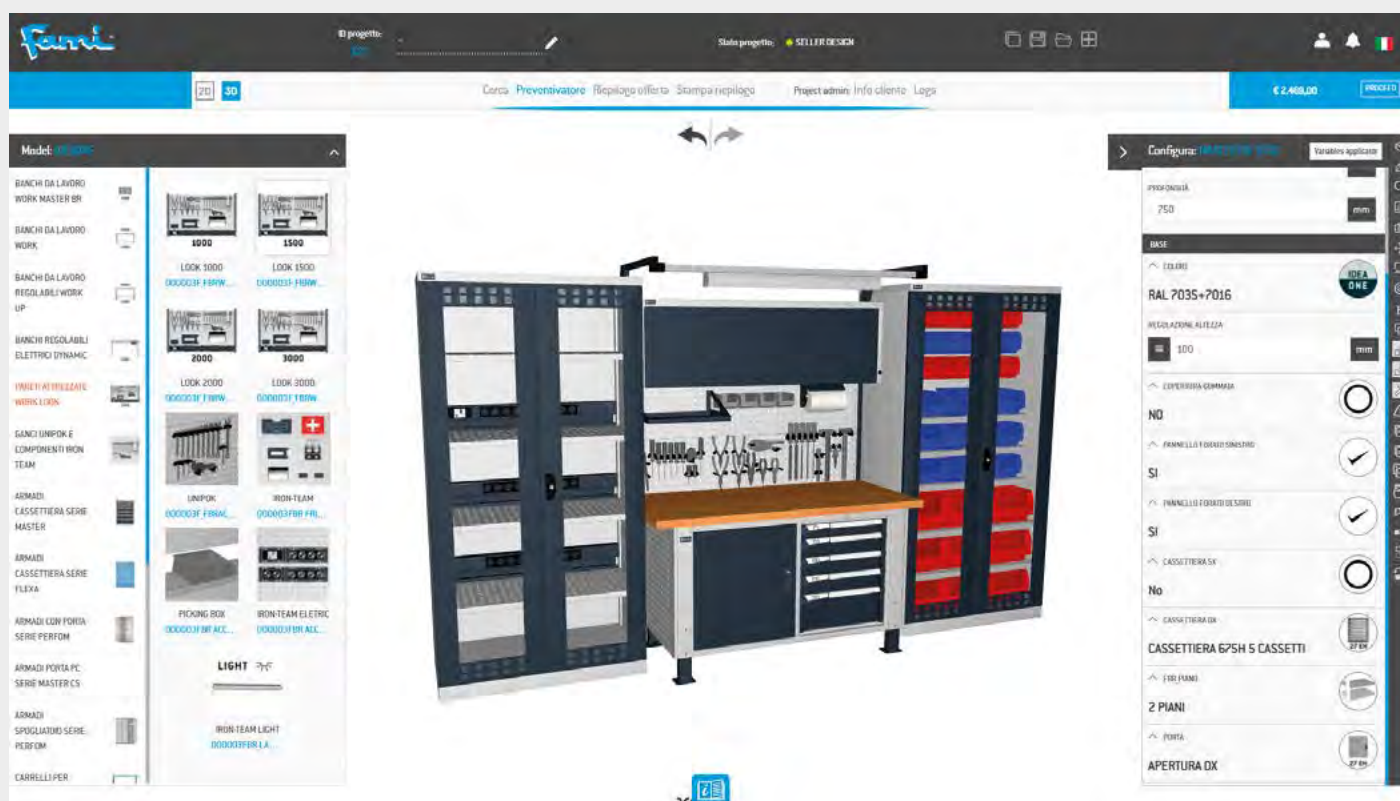
Combine the various elements and components online to create the workbench, trolley and cabinet perfectly suited to your needs with the Fami configurator!

Innovative, easy to use and unique among its kind: with the Fami planner you can design your furnishing solution using 12 different colours how, where and when you like. Create your personal profile so that you can save all your projects and see and edit them at a later stage.

Visit the website and start devising all the solutions you prefer to outfit the various areas of your company!



Design your ideal industrial furnishing solution with just a few clicks!





CONSULTING

You have a special project you would like to create, or a new area to outfit? The Fami sales consultants are on hand to analyse all your needs and create the optimal furnishings for your company.



WARRANTY

The 10-year warranty on Fami products aptly reflects the premium-quality materials we use and the care and dedication that go into the production of our furnishings to make them reliable and durable.



CUSTOMER CARE

For any queries, information or problem, our after-sales support service is always at your disposal. In the event of damaged or broken products, you will always receive Fami original spare parts as replacements.



COLOUR RANGE

Fancy colours other than the usual blue or grey? Fami Ideaone products are also available in the bi-colour light grey and anthracite version, allowing you to transform your company's appearance.



VALIDITY

The Fami Ideaone catalogue is valid from 01/09/2021 to 28/02/2022.



BRANCHES AND DEALERS

Fami is always close to you! Over the years we have set up four European branches besides an extensive network of dealers and distributors, both in Italy and abroad, to provide consulting and assistance wherever you are.



COLLECTION TANKS + PERFORM STEEL SHELVES AND TANKS

Suitable for flammable liquids under GHS categories 1–3 and water-polluting liquids under GHS categories 1–4. Corrosive substances are not allowed.



PE COLLECTION TANKS

Suitable for water-polluting liquids under GHS categories 1–4. Flammable substances are not allowed.

contents

WORKBENCHES

6

- WORK MASTER BR 6
- WORK - WORK UP 22
- DYNAMIC 38



CABINETS

72

- MASTER STANDARD FLEXA 72
- MASTER CS STANDARD CS 82



TOOL WALLS

46

- WORK LOOK 46
- UNIPOK 60
- IRON TEAM
IRON TEAM electric
IRON TEAM light 62



CABINETS WITH DOORS

86

- PERFORM hinged doors 86
- PERFORM sliding doors 112
- PERFORM changing lockers 116



NC

- TOOL CABINETS

120



120

SHELVES

- ST

142



- DOMINO

144



142

ECOLOGY

- BUCKETS
DRUM TROLLEYS
CABINETS WITH HINGED DOORS

124



124

CONTAINERS

- METAL CONTAINERS

148



- PLASTIC CONTAINERS
NON-SLIP MATS

154



148

TROLLEYS

- CLEVER

130



- COMBI

139



- SMART


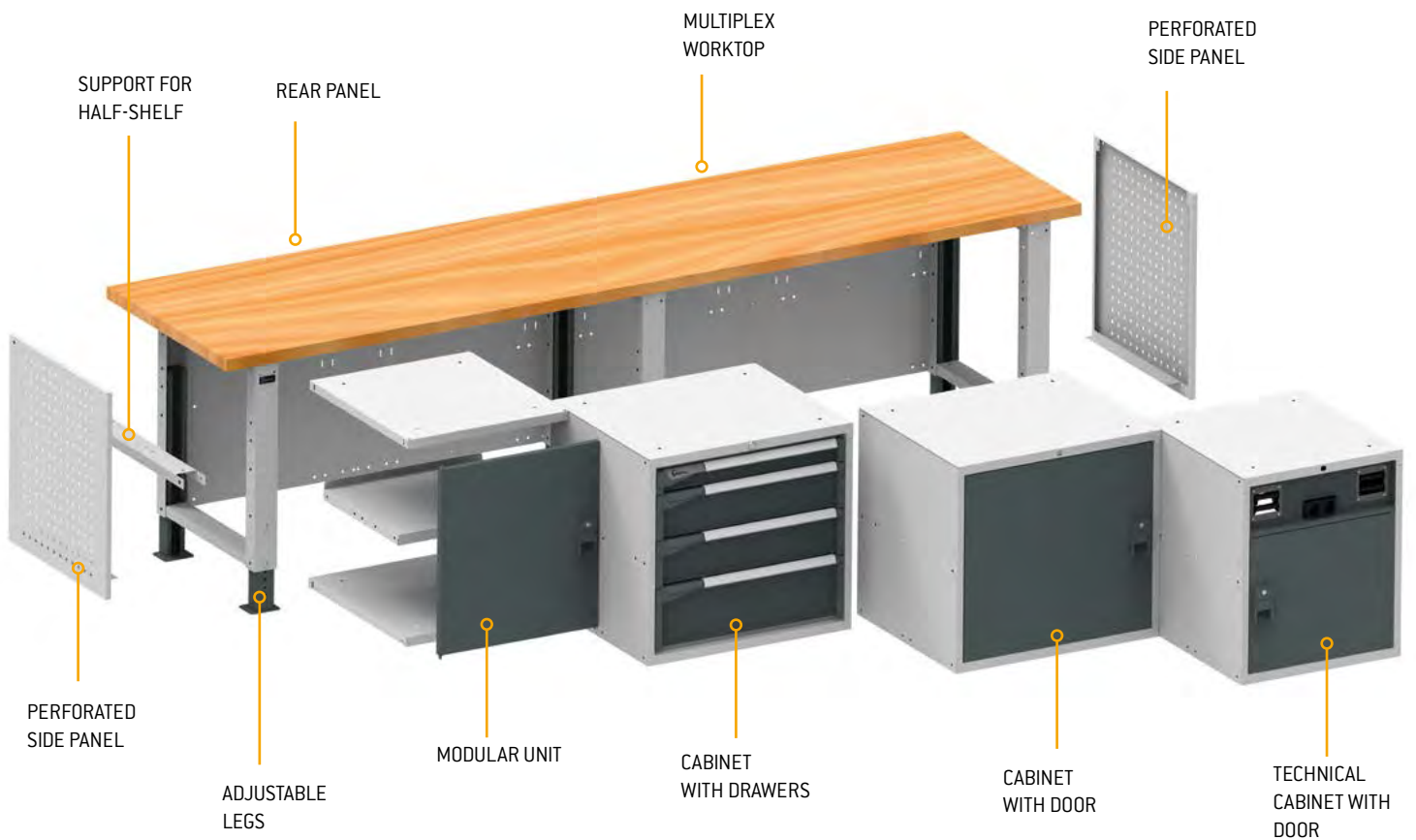
140




130

WORK MASTER BR

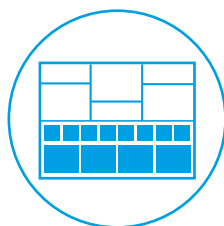
WORKBENCHES




**FULL-EXTENSION
DRAWERS**



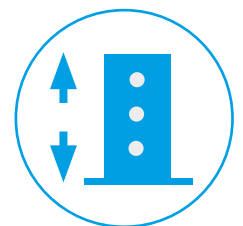
**PERFORATED
DRAWERS**



**DIVIDING
MATERIAL**



**KEY-OPERATED
CLOSURE**



**HEIGHT-ADJUSTABLE
LEGS**



PATENTED*

ART.	W mm	D mm	H mm	KG	RAL
MASTERBR2007	2000	750	1805/2180	1000	7035+7016

COMPOSED OF:


- 1 unassembled workbench with 40 mm Multiplex worktop
- 2 perforated side panels
- 1 cabinet with 4 drawers L= 560 mm
- 4 top/bottom shelves for door L= 560 mm
- 1 full LH door
- 1 full RH door
- 2 internal shelves
- 2 supports for additional intermediate half-shelf
- 1 bin with 30 l capacity
- 2 angled double silicone holder
- 1 A4 document holder
- 1 kit with 3 dual-slotted uprights
- 1 ELECTRIC perforated panel
- 1 perforated panel/shelf with 1 box-stop edge
- 1 kit with 2 perforated panels/shelf with 1 box-stop edge
- 1 Schuko 4-socket multiplug
- 1 differential magnetic-thermal circuit breaker
- 2 Schuko 2-socket multiplug
- 1 Wieland Schuko/FR connection cable
- 2 wall units with vasistas flip up opening without lock
- 2 kits with brackets for fastening the wall unit with vasistas flip up opening on uprights
- 2 LED strips
- 5 packs of 30 Unipok hooks
- 1 roll holder kit with paper Ø 240/300 mm

WORK MASTER BR 1500

 1000 kg

 HEIGHT-ADJUSTABLE

 MULTIPLEX WORKTOP THICKNESS 40 mm

 SUPPLIED UNASSEMBLED  LEG HOLE PITCH 25 mm



A



B



C

PATENTED*



D



E




F

ART.	ref.	workbench					drawer cabinet						RAL	
		W mm	D mm	H mm	half-shelves	side panels	H 75 mm	H 100 mm	H 150 mm	H 200 mm	door H 600 mm	door H 435 mm		W mm
MASTERBR1505	A	1500	750	740/ 1115	-	-	1	2	-	-	-	-	560	7035+ 7016
MASTERBR1506	B	1500	750	740/ 1115	-	-	1	-	2	1	-	-	560	7035+ 7016
MASTERBR1501	C	1500	750	740/ 1115	2	2	1	-	2	1	-	-	560	7035+ 7016
MASTERBR1502	D	1500	750	740/ 1115	-	2	1	-	2	1	1	-	560	7035+ 7016
MASTERBR1503	E	1500	750	740/ 1115	-	-	2	3	2	2	-	-	560	7035+ 7016
MASTERBR1504	F	1500	750	740/ 1115	-	-	-	-	2	-	-	2	560	7035+ 7016

WORK MASTER BR 2000

 1000 kg

 HEIGHT-ADJUSTABLE

 MULTIPLEX WORKTOP THICKNESS 40 mm

 SUPPLIED UNASSEMBLED

 LEG HOLE PITCH 25 mm



A



B



C

 PATENTED*



D



E



F


ART.	ref.	workbench					drawer cabinet							RAL
		W mm	D mm	H mm	half-shelves	side panels	H 75 mm	H 100 mm	H 150 mm	H 200 mm	door H 600 mm	door H 435 mm	W mm	
MASTERBR2005	A	2000	750	740/1115	-	-	1	2	-	-	-	-	560	7035+7016
MASTERBR2006	B	2000	750	740/1115	-	-	1	-	2	1	-	-	560	7035+7016
MASTERBR2001	C	2000	750	740/1115	2	-	1	-	2	1	1	-	560	7035+7016
MASTERBR2002	D	2000	750	740/1115	2	-	2	3	2	2	-	-	560	7035+7016
MASTERBR2003	E	2000	750	740/1115	-	2	1	3	-	1	2	-	560	7035+7016
MASTERBR2004	F	2000	750	740/1115	-	-	-	-	3	-	-	3	560	7035+7016

WORK MASTER BR COMPONENTS

 1000 kg

 HEIGHT-ADJUSTABLE

 MULTIPLEX WORKTOP THICKNESS 40 mm

 SUPPLIED UNASSEMBLED

 LEG HOLE PITCH 25 mm



workbench				worktop		RAL
ART.	W mm	D mm	H mm	material	mm	
MBR01SOV0V001PD	1024	750	740-1115	multiplex	40	7035+7016



workbench				worktop		RAL
ART.	W mm	D mm	H mm	material	mm	
MBR02SOV0V001PD	1500	750	740-1115	multiplex	40	7035+7016



workbench				worktop		RAL
ART.	W mm	D mm	H mm	material	mm	
MBR03SOV0V001PD	2000	750	740-1115	multiplex	40	7035+7016



workbench				worktop		RAL
ART.	W mm	D mm	H mm	material	mm	
MBR04SOV0V001PD	3000	750	740-1115	multiplex	40	7035+7016

UNASSEMBLED WORKBENCH PACKAGE



x2

KIT WITH 2 REINFORCEMENT CORNER ELEMENTS

ART.	W mm	D mm	H mm	RAL
FBGKITS0008	145	39	145	7035




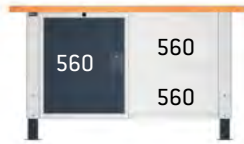
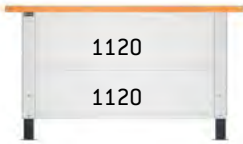
THE REINFORCEMENT KIT MUST ONLY BE ORDERED IF THERE ARE NO SHELVES OR A CABINET WITH DRAWERS ON THE OTHER SIDE OF THE WORKBENCH

WORKBENCH LENGTH 1000 mm

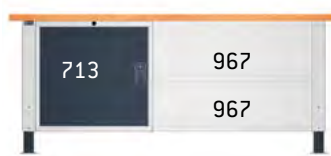

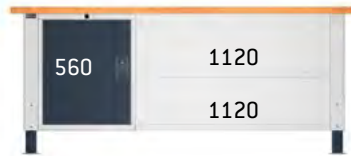


TECHNICAL DETAILS


WORKBENCH LENGTH 1500 mm



WORKBENCH LENGTH 2000 mm



WORKBENCH LENGTH 3000 mm



WORK MASTER BR COMPONENTS

CABINETS L= 560 mm - 27x27 EH

CABINET WITH 3 DRAWERS

cabinet				drawers					RAL
ART.	W mm	D mm	H mm	no.	H 75 mm	H 100 mm	KG	↓	
MBR05SC010203PD	560	610	369	3	1	2	50-75-100	100-96-92%	7035+7016

CABINET WITH 4 DRAWERS

cabinet				drawers					RAL	
ART.	W mm	D mm	H mm	no.	H 75 mm	H 150 mm	H 200 mm	KG		↓
MBR05SC010204PD	560	610	669	4	1	2	1	50-75-100	100-96-92%	7035+7016

CABINET WITH 5 DRAWERS

cabinet				drawers					RAL	
ART.	W mm	D mm	H mm	no.	H 75 mm	H 100 mm	H 200 mm	KG		↓
MBR05SC010205PD	560	610	669	5	1	3	1	50-75-100	100-96-92%	7035+7016

CABINET WITH MIDDLE SHELF CONFIGURED FOR DOORS

cabinet				adjustable shelf	RAL
ART.	W mm	D mm	H mm		
MBR05SX00020708	560	610	669	1	7035


LEFT FULL DOOR

ART.	W mm	D mm	H mm	door opening	RAL
MBR06SC01020239	504	22	600	LH	7016

RIGHT FULL DOOR

ART.	W mm	D mm	H mm	door opening	RAL
MBR06SC01020139	504	22	600	RH	7016

560



TECHNICAL CABINET CONFIGURED FOR DOORS

ART.	W mm	D mm	H mm	KG	RAL	
MBR05SX000208PD	560	610	669	25	7035	

ART.
MBR06SC01020339ART.
MBR06SC01020439ELECTRICAL WINDER 230 V WITH
SCHUKO SOCKET - 1600 W - L=20 m

ART.	
MBR13SOV0V00100	

COMPRESSED AIR WINDER PIPE Ø 10 mm
- 15 BAR - L=14+1 m

ART.	
MBR13SOV0V00200	



ROLL FOR WINDER

ART.	
MBR13SOV0V00339	



PLATE

ART.	
MBR13SOV0V00499	

560



CABINET WITH 1 DRAWER CONFIGURED FOR DOORS

cabinet				drawers				RAL	
ART.	W mm	D mm	H mm	no.	H 150 mm	KG			
MBR05SC010206PD	560	610	669	1	1	50-75-100	100-96-92%	7035+ 7016	

PATENTED*



LEFT PARTIAL DOOR

ART.	W mm	D mm	H mm	door opening	RAL	
MBR06SC01020439	504	22	435	LH	7016	



RIGHT PARTIAL DOOR

ART.	W mm	D mm	H mm	door opening	RAL	
MBR06SC01020339	504	22	435	RH	7016	



RAL 7016



RAL 7035



RAL 7035+RAL 7016



CAPACITY



EXTRACTION

WORK MASTER BR COMPONENTS

CABINETS L= 713 mm - 36x27 EH



PATENTED*

CABINET WITH 4 DRAWERS

cabinet				drawers						RAL
ART.	W mm	D mm	H mm	no.	H 75 mm	H 150 mm	H 200 mm	KG		
MBR05SC010304PD	713	610	669	4	1	2	1	50-75-100	100-96-92%	7035+ 7016



PATENTED*

CABINET WITH 5 DRAWERS

cabinet				drawers						RAL
ART.	W mm	D mm	H mm	no.	H 75 mm	H 100 mm	H 200 mm	KG		
MBR05SC010305PD	713	610	669	5	1	3	1	50-75-100	100-96-92%	7035+ 7016



CABINET WITH MIDDLE SHELF CONFIGURED FOR DOORS

cabinet				adjustable shelf	RAL
ART.	W mm	D mm	H mm		
MBR05SX00030708	713	610	669	1	7035



LEFT FULL DOOR

ART.	W mm	D mm	H mm	door opening	RAL
MBR06SC01030239	657	22	600	LH	7016



RIGHT FULL DOOR

ART.	W mm	D mm	H mm	door opening	RAL
MBR06SC01030139	657	22	600	RH	7016



ART.	W mm	D mm	H mm	KG	RAL	
MASTERBR1508	1500	750	1985/2360	1000	7035+7016	

COMPOSED OF:

- 1 unassembled workbench with Multiplex worktop 40 mm
- 2 perforated side panels
- 1 cabinet with 5 drawers L= 560 mm
- 2 top/bottom shelves for door L= 560 mm
- 1 full LH door
- 1 internal shelf
- 1 support for additional intermediate half-shelf
- 1 kit of 2 dual-slotted uprights for workbenches
- 1 kit with 3 perforated panels/shelf with 2 box-stop edges
- 1 kit with 2 inclined supports with base track
- 1 double IRON TEAM lamp
- 4 packs with 30 Unipok hooks
- 2 IRON TEAM wall units with doors
- 1 roll holder kit with paper Ø 240/300 mm
- 1 support for 2-socket multiplug
- 1 Schuko 2-socket multiplug
- 1 support for 4-socket multiplug
- 1 Schuko 4-socket multiplug
- 1 Wieland Schuko/FR connection cable
- 1 bin with 30 l capacity
- 2 angled double silicone holder
- 1 A4 document holder



CABINET WITH 1 DRAWER CONFIGURED FOR DOORS

cabinet				drawers				RAL	
ART.	W mm	D mm	H mm	no.	H 150 mm	KG			
MBR05SC010306PD	713	610	669	1	1	50-75-100	100-96-92%	7035+	7016

PATENTED*

LEFT PARTIAL DOOR

ART.	W mm	D mm	H mm	door opening	RAL	
MBR06SC01030439	657	22	435	LH	7016	

RIGHT PARTIAL DOOR

ART.	W mm	D mm	H mm	door opening	RAL	
MBR06SC01030339	657	22	435	RH	7016	



RAL 7016



RAL 7035



RAL 7035+RAL 7016



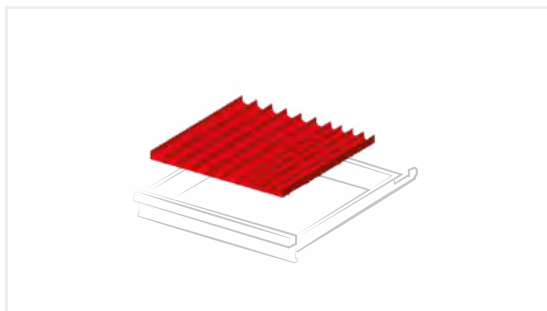
CAPACITY



EXTRACTION

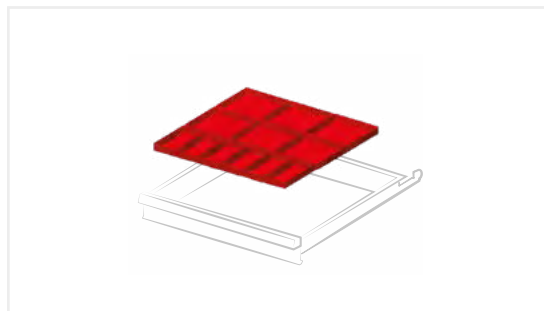
WORK MASTER BR COMPONENTS

DIVIDERS FOR DRAWER CABINET L=560 mm - 27x27 EH



ART.	for front height mm
FFH84050200	50-300

Composed of 3 dividers with 4 channels, 6 dividers with 3 channels, 16 cross dividers each 36 mm, 7 cross dividers each 47 mm



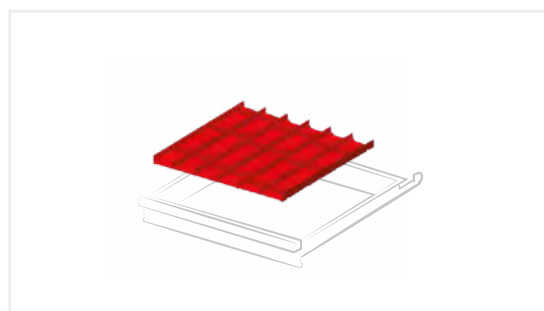
ART.	for front height mm
FFH84071800	75
FFH84101800	100

Composed of 6 divider boxes 150x75 mm, 6 divider boxes 150x150 mm



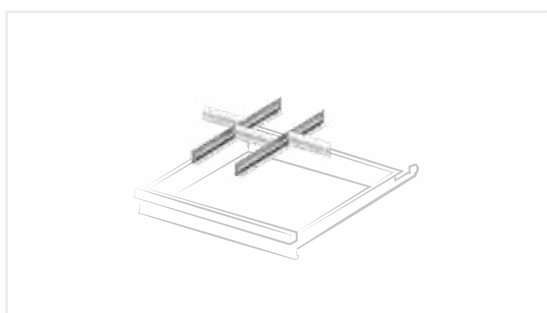
ART.	for front height mm
FFH84050300	50-300

Composed of 3 dividers with 3 channels, 6 dividers with 2 channels, 15 cross dividers each 47 mm, 8 cross dividers each 73 mm



ART.	for front height mm
FFH84050400	50-300

Composed of 9 dividers with 2 channels, 18 cross dividers each 73 mm

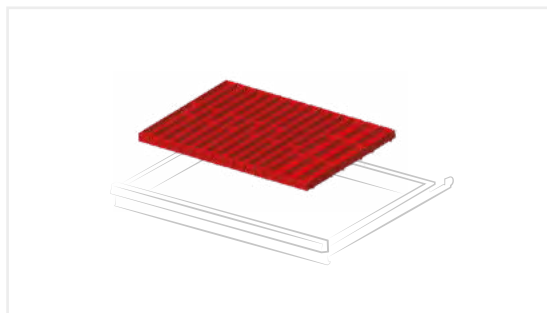


ART.	for front height mm
FFH84070800	75
FFH84100800	100
FFH84150800	150
FFH84200800	200

Composed of 2 slotted 457 mm longitudinal dividers, 3 cross dividers each 149 mm

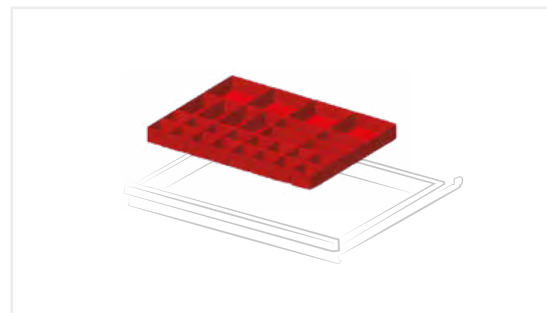
WORK MASTER BR COMPONENTS

DIVIDERS FOR DRAWER CABINET L=713 mm - 36x27 EH



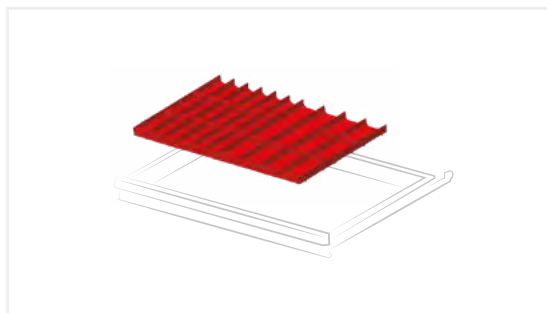
ART.	for front height mm
FFH10051000	50-300

Composed of 9 dividers with 4 channels, 3 dividers with 3 channels, 36 cross dividers each 36 mm, 12 cross dividers each 47 mm



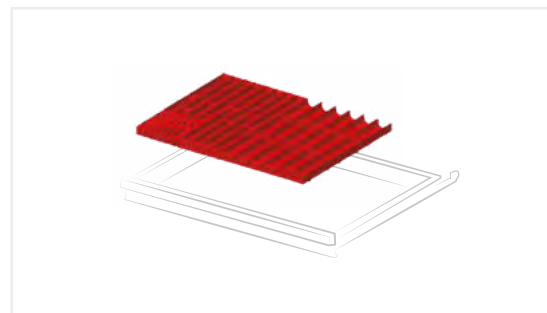
ART.	for front height mm
FFH10071800	75

Composed of 16 divider boxes 75x75 mm, 8 divider boxes 150x75 mm, 4 divider boxes 150x150 mm



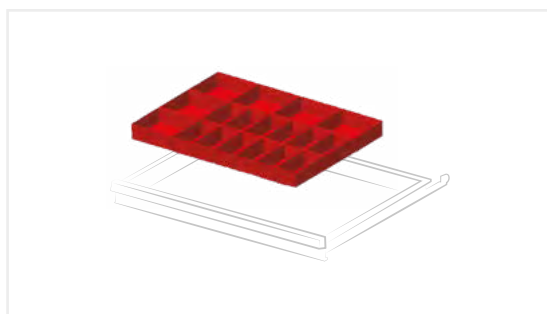
ART.	for front height mm
FFH10051300	50-300

Composed of 6 dividers with 2 channels, 6 dividers with 3 channels, 18 cross dividers each 47 mm, 12 cross dividers each 73 mm



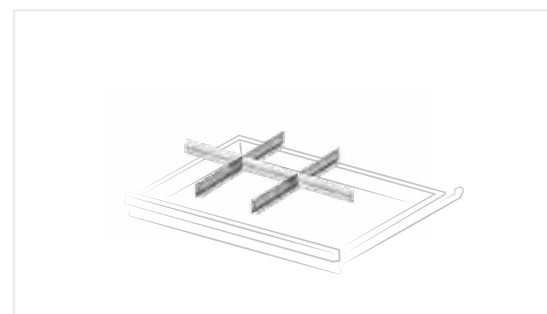
ART.	for front height mm
FFH10051500	50-300

Composed of 5 dividers with 4 channels, 6 dividers with 3 channels, 20 cross dividers each 36 mm, 20 cross dividers each 47 mm, 1 Allen key holder size 150x150 mm



ART.	for front height mm
FFH10071600	75
FFH10101600	100

Composed of 12 divider boxes 150x75 mm, 6 divider boxes 150x150 mm




ART.	for front height mm
FFH10070500	75
FFH10100500	100
FFH10150500	150
FFH10200500	200

Composed of 2 slotted 457 mm longitudinal dividers, 3 cross dividers each 200 mm

WORK MASTER BR COMPONENTS

PERFORATED SIDE PANEL

ART.	W mm	D mm	H mm	RAL	
FBG15S00V0V0008 (IDEAONE06097)	610	18	669	7035	



ADDITIONAL MIDDLE SHELF

ART.	W mm	D mm	H mm	KG	RAL	
MBR08S070600008	713	605	35	250	7035	
MBR08S090600008	967	605	35	250	7035	
MBR08S110600008	1120	605	35	250	7035	
MBR08S120600008	1273	605	35	250	7035	
MBR08S160600008	1680	605	35	200	7035	



ADDITIONAL HALF-SHELF

ART.	W mm	D mm	H mm	KG	RAL	
MBR09S050300008	560	305	35	100	7035	
MBR09S070300008	713	305	35	100	7035	
MBR09S090300008	967	305	35	100	7035	
MBR09S110300008	1120	305	35	100	7035	
MBR09S120300008	1273	305	35	100	7035	
MBR09S160300008	1680	305	35	100	7035	



SUPPORT FOR INTERMEDIATE HALF-SHELF

ART.	W mm	D mm	H mm	RAL	
FBG13S605V00008 (IDEAONE06114)	605	77	34	7035	





INTERNAL SHELF 27x27 EH 1

ART.	W mm	D mm	H mm	KG	RAL
MBR11SOV0020008	558	466	60	100	7035



TOP OR BOTTOM SHELF 27x27 EH 2

ART.	W mm	D mm	H mm	KG	RAL
MBR10S050600008	560	610	32	100	7035



RIGHT FULL DOOR 4

ART.	W mm	D mm	H mm	door opening	RAL
MBR06SC01020539	554	22	600	RH	7016



SUPPORT FOR ADDITIONAL INTERMEDIATE HALF-SHELF 3

ART.	W mm	D mm	H mm	RAL
FBG13S605V00008 (IDEAONE06114)	605	77	34	7035



LEFT FULL DOOR 5

ART.	W mm	D mm	H mm	door opening	RAL
MBR06SC01020639	554	22	600	LH	7016

WORK MASTER BR






ART.	W mm	D mm	H mm	KG	RAL
MASTERBR3001	3000	750	1985/2360	1000	7035+7016

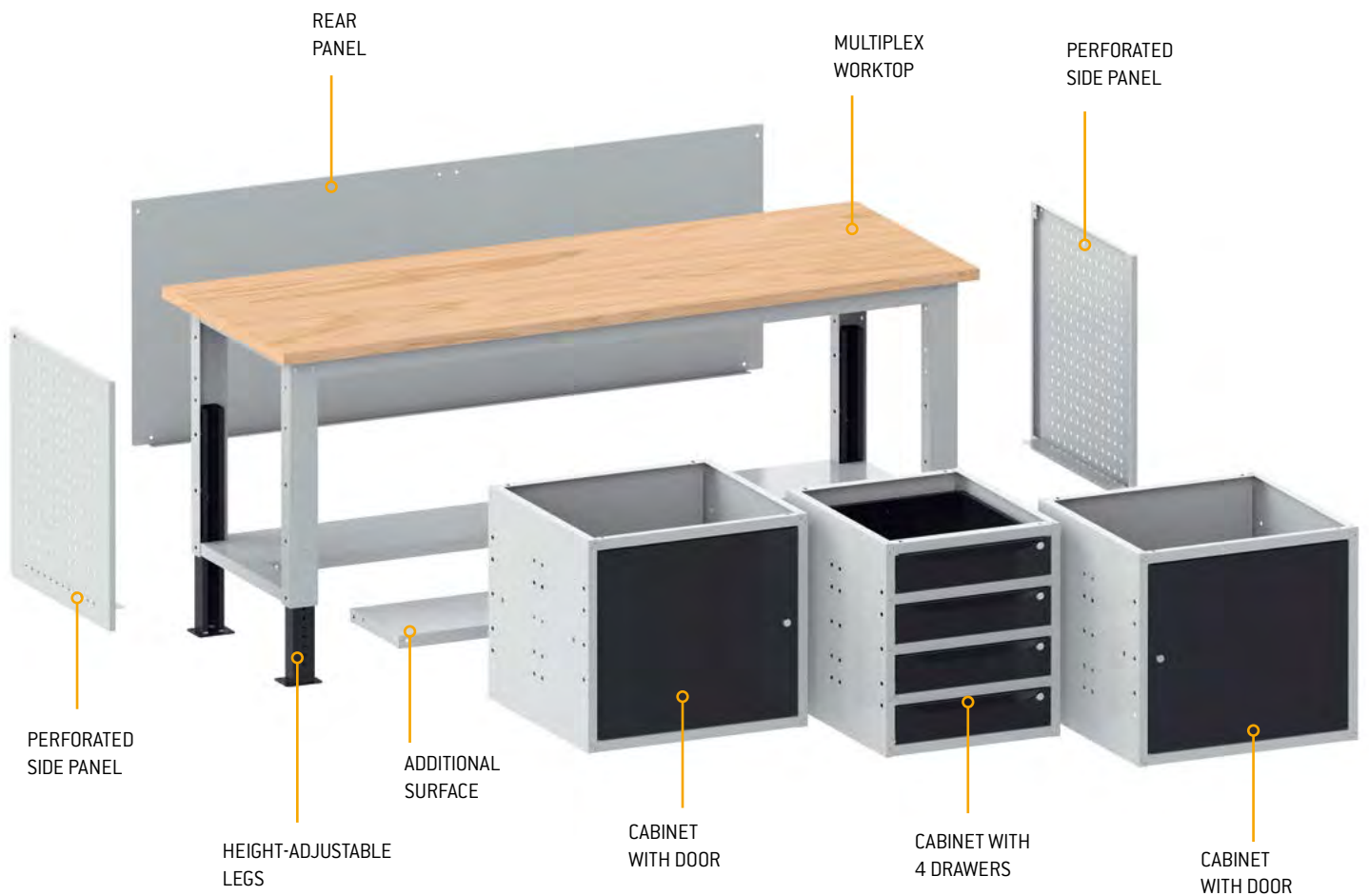
COMPOSED OF:

- 1 unassembled workbench with Multiplex worktop 40 mm
- 2 perforated side panels
- 1 cabinet without door with middle shelf L=560
- 1 full LH door
- 2 cabinets with 4 drawers L= 713 mm
- 1 technical cabinet L=560 mm
- 1 partial RH door
- 1 plate for winder
- 2 rolls for winder
- 1 electrical winder 230 V with Schuko socket
- 1 winder for compressed air
- 1 Schuko 2-socket multiplug
- 1 Wieland Schuko/FR connection cable
- 1 bin with 30 l capacity
- 4 angled double silicone holder
- 1 A4 document holder
- 1 kit of 3 dual-slotted uprights for workbenches
- 2 kits with 3 perforated panels/shelf with 2 box-stop edges
- 1 kit with 3 inclined supports with 2 base tracks
- 2 IRON TEAM double lamps
- 3 kist with 2 Picking Box containers size 3A2
- 2 IRON TEAM wall units with door
- 6 packs with 30 Unipok hooks
- 2 large reversible shelves
- 1 bar mount for containers with 4 Picking Box containers size 1
- 1 roll holder kit with paper Ø 240/300 mm




WORK - WORK UP

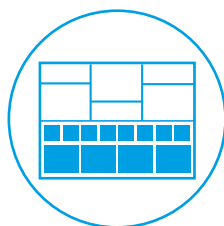
WORKBENCHES




**SIMPLE-EXTENSION
DRAWERS**



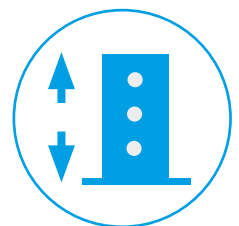
**SMOOTH
DRAWERS**



**DIVIDING
MATERIAL**



**KEY-OPERATED
CLOSURE**



**HEIGHT-
ADJUSTABLE LEGS**



PATENTED*

ART.	W mm	D mm	H mm	KG	RAL
WORK2013	2007	750	1977/2352	1000	7035+7016

COMPOSED OF:



- 1 unassembled workbench with 30 mm multiplex worktop
- 2 cabinets with full door and adjustable shelf L= 629 mm
- 1 cabinet with 4 drawers L= 500 mm
- 2 perforated side panels
- 1 additional non-perforated half-shelf
- 1 kit of 3 dual-slotted uprights for workbenches
- 2 kits with 3 perforated panels/shelf with 2 box-stop edges
- 1 kit with 3 inclined supports with base track
- 2 aluminium base tracks with fittings
- 1 compressed-air set with balancer capacity 1-2 kg and filter
- 1 double lamp IRON TEAM
- 1 bin with 30 l capacity
- 2 angled double spray-can holder
- 2 A4 document holder
- 1 large reversible shelf
- 1 support for magnetic-thermal circuit breaker
- 1 support for 2-socket multiplug
- 1 support for 4-socket multiplug
- 1 differential magnetic-thermal circuit breaker
- 1 Schuko 4-socket multiplug
- 1 Schuko 2-socket multiplug
- 1 connection cable Wieland - Schuko/FR
- 1 roll holder kit with paper Ø 240/300 mm
- 2 kits with 2 PICKING BOX containers size 3A2
- 6 packs of 30 Unipok hooks

WORK UP 1500

 1000 kg

 HEIGHT-ADJUSTABLE LEGS

 30 mm MULTIPLEX WORKTOP

 SUPPLIED UNASSEMBLED  LEG HOLE PITCH 25 mm



A



B



C

workbench						drawer cabinet						RAL
ART.	ref.	W mm	D mm	H mm	half-shelves	H 105 mm	H 150 mm	H door 310 mm	H door 490 mm	L 500 mm	L 629 mm	
WORK1501	A	1500	750	732/ 1107	1	-	1	-	-	1	-	7035+ 7016
WORK1502	A	1500	750	732/ 1107	1	-	1	-	-	1	-	5012
WORK1503	B	1500	750	732/ 1107	2	4	-	-	-	1	-	7035+ 7016
WORK1504	B	1500	750	732/ 1107	2	4	-	-	-	1	-	5012
WORK1507	C	1500	750	732/ 1107	2	4	-	-	-	1	-	7035+ 7016
WORK1508	C	1500	750	732/ 1107	2	4	-	-	-	1	-	5012



1000 kg



HEIGHT-ADJUSTABLE LEGS



30 mm MULTIPLEX WORKTOP



SUPPLIED UNASSEMBLED



LEG HOLE PITCH 25 mm



D



E




F

workbench						drawer cabinet						RAL
ART.	ref.	W mm	D mm	H mm	half-shelves	H 105 mm	H 150 mm	H door 310 mm	H door 490 mm	L 500 mm	L 629 mm	
WORK1505	D	1500	750	732/ 1107	1	4	-	-	1	2	-	7035+ 7016
WORK1506	D	1500	750	732/ 1107	1	4	-	-	1	2	-	5012
WORK1511	E	1500	750	732/ 1107	2	-	2	2	-	-	2	7035+ 7016
WORK1512	E	1500	750	732/ 1107	2	-	2	2	-	-	2	5012
WORK1509	F	1500	750	732/ 1107	2	4	-	-	1	-	2	7035+ 7016
WORK1510	F	1500	750	732/ 1107	2	4	-	-	1	-	2	5012

WORK UP 2000

 1000 kg

 HEIGHT-ADJUSTABLE LEGS

 30 mm MULTIPLEX WORKTOP

 SUPPLIED UNASSEMBLED  LEG HOLE PITCH 25 mm



A



B





C

workbench						drawer cabinet						RAL
ART.	ref.	W mm	D mm	H mm	half-shelves	H 105 mm	H 150 mm	H door 310 mm	H door 490 mm	L 500 mm	L 629 mm	
WORK2001	A	2000	750	732/1107	1	-	1	-	-	1	-	7035+ 7016
WORK2002	A	2000	750	732/1107	1	-	1	-	-	1	-	5012
WORK2003	B	2000	750	732/1107	2	4	-	-	-	1	-	7035+ 7016
WORK2004	B	2000	750	732/1107	2	4	-	-	-	1	-	5012
WORK2005	C	2000	750	732/1107	2	4	-	-	1	2	-	7035+ 7016
WORK2006	C	2000	750	732/1107	2	4	-	-	1	2	-	5012

 1000 kg

 HEIGHT-ADJUSTABLE LEGS

 30 mm MULTIPLEX WORKTOP

 SUPPLIED UNASSEMBLED  LEG HOLE PITCH 25 mm



D



E




F

workbench						drawer cabinet						RAL
ART.	ref.	W mm	D mm	H mm	half-shelves	H 105 mm	H 150 mm	H door 310 mm	H door 490 mm	L 500 mm	L 629 mm	
WORK2007	D	2000	750	732/1107	2	4	-	-	1	2	-	7035+7016
WORK2008	D	2000	750	732/1107	2	4	-	-	1	2	-	5012
WORK2011	E	2000	750	732/1107	2	-	3	3	-	1	2	7035+7016
WORK2012	E	2000	750	732/1107	2	-	3	3	-	1	2	5012
WORK2009	F	2000	750	732/1107	2	4	-	-	2	1	2	7035+7016
WORK2010	F	2000	750	732/1107	2	4	-	-	2	1	2	5012

WORK UP

 1000 kg

 HEIGHT-ADJUSTABLE LEGS

 STEEL TOP THICKNESS 3 mm

 SUPPLIED UNASSEMBLED

 LEG HOLE PITCH 25 mm

 30 mm MULTIPLEX WORKTOP



ART.	workbench			worktop		RAL
	W mm	D mm	H mm	material	mm	
FBG01S1000R00PD (IDEAONE06091)	1031	705	737/ 1111	steel	3	7035+7016
FBG01S1000R0004 (IDEAONE06061)	1031	705	737/ 1111	steel	3	5012
FBG01S1500R00PD (IDEAONE06093)	1507	705	737/ 1111	steel	3	7035+7016
FBG01S1500R0004 (IDEAONE06063)	1507	705	737/ 1111	steel	3	5012
FBG01S2000R00PD (IDEAONE06095)	2007	705	737/ 1111	steel	3	7035+7016
FBG01S2000R0004 (IDEAONE06065)	2007	705	737/ 1111	steel	3	5012






ART.	workbench			worktop		RAL
	W mm	D mm	H mm	material	mm	
FBG02S1000R00PD (IDEAONE05128)	1024	750	732/ 1107	Multiplex	30	7035+7016
FBG02S1000R0004 (IDEAONE05096)	1024	750	732/ 1107	Multiplex	30	5012
FBG02S1500R00PD (IDEAONE05129)	1500	750	732/ 1107	Multiplex	30	7035+7016
FBG02S1500R0004 (IDEAONE05098)	1500	750	732/ 1107	Multiplex	30	5012
FBG02S2000R00PD (IDEAONE05130)	2000	750	732/ 1107	Multiplex	30	7035+7016
FBG02S2000R0004 (IDEAONE05100)	2000	750	732/ 1107	Multiplex	30	5012




UNASSEMBLED
WORKBENCH
PACKAGE




non-marking synthetic rubber wheels

WHEELS KIT SUITABLE ONLY FOR WORK UP WORKBENCHES

ART.	Ø mm	KG	H mm	material			
FKRU1252101	125	300	155	non-marking synthetic rubber	-	2	2
FKRS1252101	125	750	155	elastic rubber	-	2	2

 swivel wheel  swivel wheel with brake  fixed wheel

 IF THE WORKBENCH WITH WHEELS IS NOT FITTED WITH DRAWER UNITS AT THE ENDS, THE REINFORCEMENT KIT MUST BE INSTALLED




x2

KIT WITH 2 REINFORCEMENT CORNER ELEMENTS

ART.	W mm	D mm	H mm	RAL
FBGKITS0008	145	39	145	7035
FBGKITS0004	145	39	145	5012



WORK

 1000 kg

 SUPPLIED UNASSEMBLED

 3 mm STEEL WORKTOP

 30 mm MULTIPLEX WORKTOP



ART.	workbench			worktop		RAL
	W mm	D mm	H mm	material	mm	
FBG01S1000F00PD (IDEAONE06125)	1031	705	855	steel	3	7035+7016
FBG01S1000F0004 (IDEAONE06090)	1031	705	855	steel	3	5012
FBG01S1500F00PD (IDEAONE06126)	1507	705	855	steel	3	7035+7016
FBG01S1500F0004 (IDEAONE06089)	1507	705	855	steel	3	5012
FBG01S2000F00PD (IDEAONE06127)	2007	705	855	steel	3	7035+7016
FBG01S2000F0004 (IDEAONE06088)	2007	705	855	steel	3	5012



ART.	workbench			worktop		RAL
	W mm	D mm	H mm	material	mm	
FBG02S1000F0008 (IDEAONE05124)	1024	750	880	Multiplex	30	7035
FBG02S1000F0004 (IDEAONE05127)	1024	750	880	Multiplex	30	5012
FBG02S1500F0008 (IDEAONE05123)	1500	750	880	Multiplex	30	7035
FBG02S1500F0004 (IDEAONE05126)	1500	750	880	Multiplex	30	5012
FBG02S2000F0008 (IDEAONE05122)	2000	750	880	Multiplex	30	7035
FBG02S2000F0004 (IDEAONE05125)	2000	750	880	Multiplex	30	5012

UNASSEMBLED
WORKBENCH
PACKAGE



RUBBER-COATED STEEL COVER FOR STEEL WORKTOPS

ART.	L mm	D mm	H mm
FBG32100007 (IDEAONE06052)	1024	700	27
FBG32150007 (IDEAONE06053)	1500	700	27
FBG32200007 (IDEAONE06054)	2000	700	27

RUBBER-COATED STEEL COVER FOR MULTIPLEX WORKTOPS

ART.	L mm	D mm	H mm
FBL22300007 (IDEAONE05109)	1024	750	20
FBL22600007 (IDEAONE05110)	1500	750	20
FBL22900007 (IDEAONE05111)	2000	750	20



RAL 5012

RAL 7035

RAL 7035+RAL 7016

CAPACITY

THICKNESS mm


WORK - WORK UP COMPONENTS

TECHNICAL DETAILS

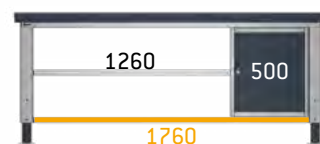
1000



1500



2000



DRAWER CABINETS

W → 500 mm



cabinet				drawers				door		RAL
ART.	W mm	D mm	H mm	no.	KG		useful H mm	no.	H mm	
FBG03S50C0001PD (IDEAONE06099)	500	607	210	1	25	86%	137	-	-	7035+7016
FBG03S50C000104 (IDEAONE06035)	500	607	210	1	25	86%	137	-	-	5012



cabinet				drawers				door		RAL
ART.	W mm	D mm	H mm	no.	KG		useful H mm	no.	H mm	
FBG03S50C0002PD (IDEAONE06122)	500	607	570	3	25	86%	137	-	-	7035+7016
FBG03S50C000204 (IDEAONE06033)	500	607	570	3	25	86%	137	-	-	5012




cabinet				drawers				door		RAL
ART.	W mm	D mm	H mm	no.	KG		useful H mm	no.	H mm	
FBG03S50C0003PD (IDEAONE06103)	500	607	570	4	25	86%	92	-	-	7035+7016
FBG03S50C000304 (IDEAONE06102)	500	607	570	4	25	86%	92	-	-	5012



WITHOUT BOTTOM PANEL



cabinet				drawers				door		RAL
ART.	W mm	D mm	H mm	no.	KG		useful H mm	no.	H mm	
FBG03S50C0004PD (IDEAONE06106)	500	607	570	1	25	86%	137	1	310	7035+7016
FBG03S50C000404 (IDEAONE06034)	500	607	570	1	25	86%	137	1	310	5012



WITHOUT BOTTOM PANEL



cabinet				drawers				door		RAL
ART.	W mm	D mm	H mm	no.	KG		useful H mm	no.	H mm	
FBG03S50C0005PD (IDEAONE06109)	500	607	570	-	-	-	-	1	490	7035+7016
FBG03S50C000504 (IDEAONE06074)	500	607	570	-	-	-	-	1	490	5012




ART.	W mm	RAL	
FBG16S50V0V0008 (IDEAONE06077)	500	7035	
FBG16S50V0V0004 (IDEAONE06076)	500	5012	



ART.	W mm	RAL	
FBG16S63V0V0008 (IDEAONE06124)	629	7035	
FBG16S63V0V0004 (IDEAONE06123)	629	5012	

BOTTOM PANEL FOR CABINETS



TO BE USED ONLY ON CABINETS WITH DOOR WHEN THE HALF-SHELF IS PRESENT

DRAWER CABINETS

W → 629 mm



cabinet				drawers				door		RAL	
ART.	W mm	D mm	H mm	no.	KG		useful H mm	no.	H mm		
FBG03S63C0002PD (IDEAONE06101)	629	607	570	3	25	86%	137	-	-	7035+7016	
FBG03S63C000204 (IDEAONE06100)	629	607	570	3	25	86%	137	-	-	5012	




cabinet				drawers				door		RAL	
ART.	W mm	D mm	H mm	no.	KG		useful H mm	no.	H mm		
FBG03S63C0003PD (IDEAONE06105)	629	607	570	4	25	86%	92	-	-	7035+7016	
FBG03S63C000304 (IDEAONE06104)	629	607	570	4	25	86%	92	-	-	5012	



WITHOUT BOTTOM
PANEL



cabinet				drawers				door		RAL	
ART.	W mm	D mm	H mm	no.	KG		useful H mm	no.	H mm		
FBG03S63C0004PD (IDEAONE06108)	629	607	570	1	25	86%	137	1	310	7035+7016	
FBG03S63C000404 (IDEAONE06107)	629	607	570	1	25	86%	137	1	310	5012	



WITHOUT BOTTOM
PANEL



cabinet				drawers				door		RAL	
ART.	W mm	D mm	H mm	no.	KG		useful H mm	no.	H mm		
FBG03S63C0005PD (IDEAONE06111)	629	607	570	-	-	-	-	1	490	7035+7016	
FBG03S63C000504 (IDEAONE06110)	629	607	570	-	-	-	-	1	490	5012	



RAL 5012



RAL 7035



RAL 7035+RAL 7016




CAPACITY

WORK - WORK UP COMPONENTS

REAR PANEL

ART.	W mm	D mm	H mm	RAL	
FBG12S080000008 (IDEAONE06058)	825	48	665	7035	
FBG12S080000004 (IDEAONE06048)	825	48	665	5012	
FBG12S130000008 (IDEAONE06059)	1325	48	665	7035	
FBG12S130000004 (IDEAONE06049)	1325	48	665	5012	
FBG12S180000008 (IDEAONE06060)	1825	48	665	7035	
FBG12S180000004 (IDEAONE06050)	1825	48	665	5012	



PAIR OF FILLER STRIPS FOR WORKBENCH WITH DRAWER UNIT SIZE 629 mm

ART.	L mm	RAL	
FBG14S130V00008 (IDEAONE06112)	65	7035	
FBG14S130V00004 (IDEAONE06113)	65	5012	



ONLY FOR WORKBENCH WITH
DRAWER UNIT SIZE 629 mm

SIDE PANEL WITH 10x10 mm SQUARE HOLES

ART.	W mm	D mm	H mm	RAL	
FBG15S00V0V0008 (IDEAONE06097)	610	18	669	7035	
FBG15S00V0V0004 (IDEAONE06098)	610	18	669	5012	





ADDITIONAL NON-PERFORATED MIDDLE SHELF

ART.	W mm	D mm	H mm	KG	RAL
FBG08S070600108 (IDEAONE06116)	760	600	35	250	7035
FBG08S070600104 (IDEAONE06117)	760	600	35	250	5012
FBG08S120600108 (IDEAONE06118)	1260	600	35	250	7035
FBG08S120600104 (IDEAONE06119)	1260	600	35	250	5012
FBG08S170600108 (IDEAONE06120)	1760	600	35	200	7035
FBG08S170600104 (IDEAONE06121)	1760	600	35	200	5012



ADDITIONAL NON-PERFORATED HALF-SHELF

ART.	W mm	D mm	H mm	KG	RAL
FBG09S070300108 (IDEAONE06068)	760	300	35	100	7035
FBG09S070300104 (IDEAONE06067)	760	300	35	100	5012
FBG09S120300108 (IDEAONE06070)	1260	300	35	100	7035
FBG09S120300104 (IDEAONE06069)	1260	300	35	100	5012
FBG09S170300108 (IDEAONE06072)	1760	300	35	100	7035
FBG09S170300104 (IDEAONE06071)	1760	300	35	100	5012



SUPPORT ONLY FOR INTERMEDIATE HALF-SHELF

ART.	W mm	D mm	H mm	RAL
FBG13S605V00008 (IDEAONE06114)	605	77	34	7035
FBG13S605V00004 (IDEAONE06115)	605	77	34	5012



WORK - WORK UP COMPONENTS

DIVIDERS FOR DRAWER CABINET L= 500 mm



ART.	for front height mm
FBG18S50DV00199	105-150

Composed of 3 cross dividers



ART.	for front height mm
FBG18S50DV00299	105-150

Composed of 1 cross divider, 1 longitudinal divider



ART.	for front height mm
FBG18S50CD00103	105-150

Composed of 4 divider boxes 100x50 mm



ART.	for front height mm
FBG18S50CD00203	105-150

Composed of 2 divider boxes 150x75 mm, 3 divider boxes 100x50 mm, 1 divider box 150x150 mm



MAT FOR DRAWER L=500 mm

ART.	for front height mm
FBG18S50TP00107	105-150



ART.	for front height mm
MATSEP001	105-150

Composed of 1 ART. FBG18S50DV00299, 1 ART. FBG18S50CD00103, 1 ART. FBG18S50CD00203



ART.	for front height mm
MATSEP002	105-150

Composed of 1 ART. FBG18S50DV00299, 1 ART. FBG18S50CD00103, 2 ART. FBG18S50CD00203

WORK - WORK UP COMPONENTS

DIVIDERS FOR DRAWER CABINET L= 629 mm



ART.	for front height mm
FBG18S63DV00199	105-150

Composed of 3 cross dividers



ART.	for front height mm
FBG18S63DV00299	105-150

Composed of 1 cross divider, 1 longitudinal divider



ART.	for front height mm
FBG18S63CD00103	105-150

Composed of 5 divider boxes 150x50 mm



ART.	for front height mm
FBG18S63CD00203	105-150

Composed of 2 divider boxes 75x75 mm, 2 divider boxes 150x75 mm, 2 divider boxes 150x150 mm



MAT FOR DRAWER L=629 mm

ART.	for front height mm
FBG18S63TP00107	105-150



ART.	for front height mm
MATSEP003	105-150


Composed of 1 ART. FBG18S63DV00299, 1 ART. FBG18S63CD00103, 1 ART. FBG18S63CD00203



ART.	for front height mm
MATSEP004	105-150

Composed of 1 ART. FBG18S63DV00299, 1 ART. FBG18S63CD00103, 2 ART. FBG18S63CD00203

WORK - WORK UP



ART.	W mm	D mm	H mm	KG	RAL
WORK2015	2000	705	2098	1000	7035+7016



COMPOSED OF:

- 1 unassembled workbench with 3 mm steel worktop
- 2 cabinets with 1 drawer and and partial door L= 629 mm
- 1 cabinet with 1 drawer and and partial door L= 500 mm
- 1 kit of 3 dual-slotted uprights for workbenches
- 2 kits of 3 perforated panels/shelf with 2 box-stop edges
- 1 kit with 3 inclined supports with 2 base tracks
- 1 IRON TEAM double lamp
- 2 bar mount for containers with 3 containers Picking Box size 2
- 1 support for magnetic-thermal circuit breaker
- 2 supports for 2-socket multiplug
- 2 supports for 4-socket multiplug
- 1 differential magnetic-thermal circuit breaker
- 2 Schuko 4-socket multiplug
- 2 Schuko 2-socket multiplug
- 1 Wieland Schuko/FR connection cable
- 1 reversible tray shelf
- 2 angled double silicone holder
- 1 roll holder kit with paper Ø 130 mm
- 2 reversible sanitiser-bottle holders
- 6 packs of 30 Unipok hooks

WORK - WORK UP



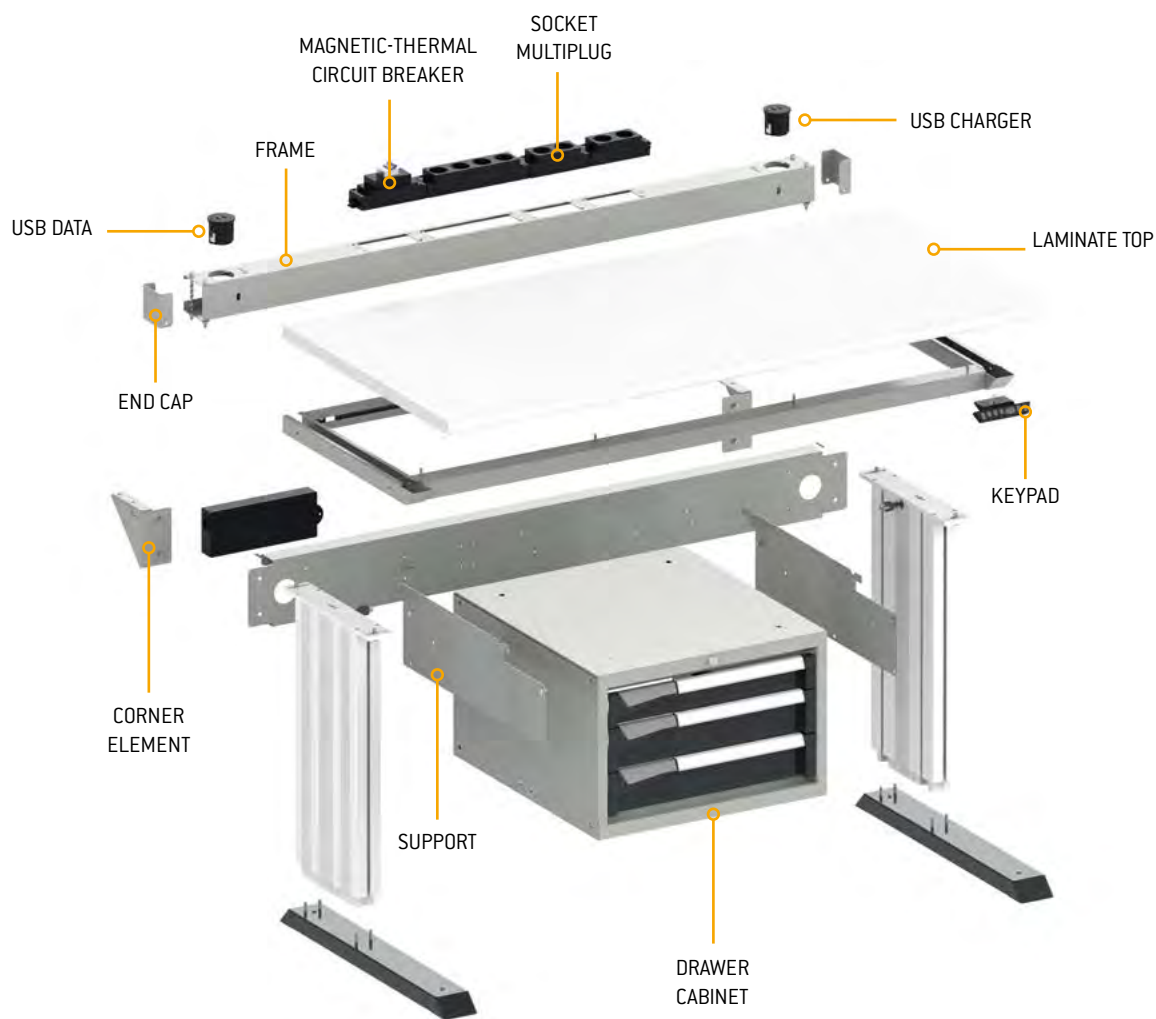
ART.	W mm	D mm	H mm	KG	RAL
WORK1513	1500	750	1977/2352	1000	7035+7016

PATENTED*


COMPOSED OF:

- 1 unassembled workbench with 30 mm multiplex worktop
- 1 cabinets with full door and adjustable shelf L= 629 mm
- 1 bottom panel for cabinet
- 1 cabinet with 4 drawers L= 629 mm
- 2 perforated side panels
- 1 bin with 30 l capacity
- 2 angled double spray-can holders
- 1 first aid kit
- 1 kit of 2 dual-slotted uprights for workbenches
- 1 kit of 3 perforated panels/shelf with 2 box-stop edges
- 1 kit with 2 inclined supports with base track
- 1 aluminium base track with fittings
- 1 IRON TEAM double lamp
- 1 compressed-air set with balancer capacity 1-2 kg and filter
- 2 bar mount for containers with 3 containers Picking Box size 2
- 3 kits of 2 containers Picking Box size 3A2
- 1 support for 2-socket multiplug
- 1 support for 4-socket multiplug
- 1 Schuko 4-socket multiplug
- 1 Schuko 2-socket multiplug
- 1 Wieland Schuko/FR connection cable
- 1 large reversible shelf
- 3 packs of 30 Unipok hooks


DYNAMIC WORKBENCHES



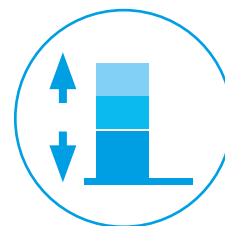
**WORKBENCH LOAD
CAPACITY 400 kg**



**LAMINATE
WORKTOP**



**KEYPAD WITH 3
MEMORIES**



**HEIGHT
ADJUSTABLE**



ART.	W mm	D mm	H mm	KG	RAL
DYNAMIC1504	1500	780	740/1140	400	7035+7016

COMPOSED OF:

- 1 workbench with electrically adjustable height
- 1 cabinet with 3 drawers L= 560 mm
- 1 pair of supports for cabinets
- 1 additional frame for sockets
- 1 USB data port
- 1 USB charging port
- 1 differential magnetic-thermal circuit breaker
- 1 Schuko 4-socket multiplug
- 2 Schuko 2-socket multiplugs
- 1 Wieland connection cable with in/out plugs
- 1 Wieland Schuko/FR connection cable



DYNAMIC



ART.	W mm	D mm	H mm	KG	RAL
DYNAMIC1501	1500	780	1983/2383	400	7035+7016



COMPOSED OF:

- 1 workbench with electrically adjustable height
- 1 additional frame for sockets
- 1 cabinet with 3 drawers L=560 mm
- 1 pair of supports for cabinet
- 1 kit with 2 dual-slotted uprights for workbenches
- 1 ELECTRIC perforated panel
- 2 perforated panels/shelf with box-stop edge
- 1 kit with 2 inclined supports with base track
- 1 aluminium base track with fittings
- 1 Schuko 4-socket multiplug
- 1 differential magnetic-thermal circuit breaker
- 2 Schuko 2-socket multiplugs
- 1 Wieland Schuko/FR connection cable
- 1 USB data port
- 1 USB charging port
- 2 single IRON TEAM lamps
- 1 double IRON TEAM lamp

EXCLUDED PICKING BOX POLYPROPYLENE CONTAINERS SIZE 2.
CONTAINERS SEE PAGES 159-160



ART.	W mm	D mm	H mm	KG	RAL	
DYNAMIC1503	1500	780	1983/2383	400	7035+7016	

COMPOSED OF:

- 1 workbench with electrically adjustable height
- 1 additional frame for sockets
- 1 cabinet with 1 drawer L=500 mm
- 1 cover for cabinet
- 1 pair of supports for cabinet
- 1 kit with 2 dual-slotted uprights for workbenches
- 1 ELECTRIC perforated panel
- 1 perforated panel/shelf
- 2 perforated panels/shelf with box-stop edge
- 1 kit with 2 inclined supports with base track
- 1 aluminium base track with fittings
- 1 Schuko 4-socket multiplug
- 1 differential magnetic-thermal circuit breaker
- 2 Schuko 2-socket multiplugs
- 1 Wieland Schuko/FR connection cable
- 1 USB data port
- 1 USB charging port
- 1 reversible tray shelf
- 3 single IRON TEAM lamps
- 1 double IRON TEAM lamp
- 1 pack of 30 Unipok hooks



EXCLUDED PICKING BOX POLYPROPYLENE CONTAINERS SIZE 2.
CONTAINERS SEE PAGES 159-160



ART.	W mm	D mm	H mm	KG	RAL	
DYNAMIC1502	1500	780	1983/2383	400	7035+7016	

COMPOSED OF:

- 1 workbench with electrically adjustable height
- 1 additional frame for sockets
- 1 kit with 2 dual-slotted uprights for workbenches
- 1 ELECTRIC perforated panel
- 2 perforated panels/shelf with box-stop edge
- 1 kit with 2 inclined supports with base track
- 1 aluminium base track with fittings
- 1 Schuko 4-socket multiplug
- 1 differential magnetic-thermal circuit breaker
- 2 Schuko 2-socket multiplugs
- 1 Wieland Schuko/FR connection cable
- 1 USB data port
- 1 USB charging port
- 2 IRON TEAM wall units with doors
- 1 reversible tray shelf
- 3 single IRON TEAM lamps
- 1 double IRON TEAM lamp




EXCLUDED PICKING BOX POLYPROPYLENE CONTAINERS SIZE 2.
CONTAINERS SEE PAGES 159-160

DYNAMIC COMPONENTS

 400 kg

 HEIGHT-ADJUSTABLE LEGS

 SUPPLIED UNASSEMBLED



BASE WORKBENCH

ART.	W mm	D mm	H mm	RAL
FLE0970EOPD	1006	700	740/1140	7035+7016
FLE1470EOPD	1491	700	740/1140	7035+7016

 PATENTED*



The workbench is equipped with legs with electronic height adjustment. The height can vary from minimum 740 mm to maximum 1140 mm.



The numerical keypad allows for controlling the workbench adjustment mechanism. In addition to modifying the worktop's height, it also has 3 positioning memories for rapidly modifying the height of the workbench to the user's requirements.

FRONT VIEW OF THE CROSSPIECE



REAR VIEW OF THE CROSSPIECE



The workbench's crosspiece has incisions for fitting the power sockets and the Iron Team Electric differential magnetic-thermal circuit breaker. The number of incisions varies in relation to the chosen size. The various components can be installed both on the rear and on the front side of the crosspiece.

THE IRON TEAM ELECTRIC DEVICES ARE NOT INCLUDED WITH THE CROSSPIECE.

1000

CROSSPIECE SOCKETS DIAGRAM

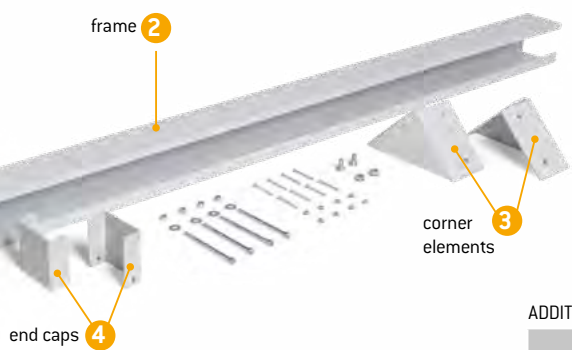


hole for cables magnetic-thermal circuit breaker 2-socket multiplug control unit hole for cables

1500



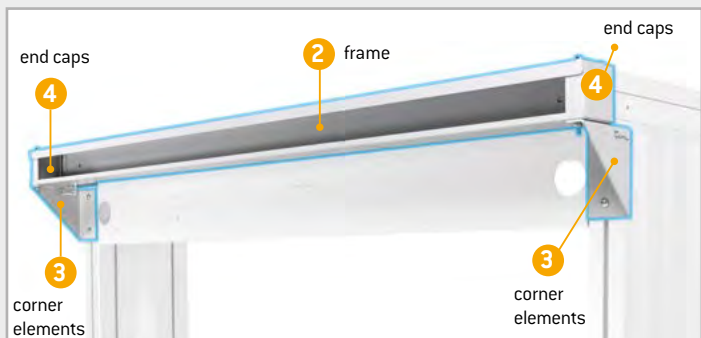
hole for cables magnetic-thermal circuit breaker 2-socket multiplug 4-socket multiplug control unit hole for cables



ADDITIONAL FRAME FOR SOCKETS

ART.	W mm	D mm	H mm	RAL
FBL46600008	1014	130	208	7035
FBL46650008	1499	130	208	7035

COMPOSED OF: 1 frame, 2 end caps, 2 corner elements, set of screws



TOP VIEW OF THE FRAME



BOTTOM VIEW OF THE FRAME



The reversible frame for the workbench has incisions for fitting the power sockets and the Iron Team Electric differential magnetic-thermal circuit breaker. The number of incisions varies in relation to the chosen size. The various components can be installed both on the top and on the bottom side of the reversible frame. THE IRON TEAM ELECTRIC DEVICES ARE NOT INCLUDED WITH THE ADDITIONAL FRAME.

1000

FRAME SOCKETS DIAGRAM



USB data magnetic-thermal circuit breaker 4-socket multiplug 2-socket multiplug 2-socket multiplug USB charge

1500



USB data magnetic-thermal circuit breaker 4-socket multiplug 2-socket multiplug 2-socket multiplug USB charge

RAL 7035 RAL 7035+RAL 7016

DYNAMIC COMPONENTS



560



cabinet				drawers					RAL
ART.	W mm	D mm	H mm	no.	H 75 mm	H 100 mm	KG		
MBR05SC010203PD	560	610	369	3	1	2	50-75-100	100-96-92%	7035+7016

500



cabinet				drawers					RAL
ART.	W mm	D mm	H mm	no.	H 150 mm	KG		Useful H mm	
FBG03S50C0001PD (IDEAONE06099)	500	607	210	1	1	25	86%	137	7035+7016



COVER FOR CABINET

ART.	W mm	D mm	H mm	RAL
FBL66900008	496	601	-	7035



SUPPORTS WITH DRAWER APPLIED



PAIR OF SUPPORTS FOR CABINET WITH DRAWER

ART.	W mm	D mm	H mm	RAL
FBL46010008	-	648	181	7035

IRON TEAM ELECTRIC

see pages 68-70



FBLET012007
(IDEAONE05178)



FBLET004007
(IDEAONE05165)



FBLET005007
(IDEAONE05166)



FBLET016007
(IDEAONE05179)



FBLET013007
(IDEAONE05173)



FBLET020007




FBLET019007



✓ The Dynamic workbench with electronically adjustable height can be used to create a dynamic and ergonomic industrial workstation suited to applications in a variety of sectors. To maximise the user's comfort, Dynamic offers several solutions: cabinets with drawers, additional frames or cross-pieces for electrical components, Work Look perforated panels.

✓ The legs with adjustable height are controlled through a practical numerical keypad. The height of the workbench can be varied to the millimetre between minimum 740 mm to maximum 1140 mm. The keypad can memorise three different heights to rapidly and easily adjust the worktop with a few steps.



2-LAYER ESD MAT FOR WORKTOP

5

ART.	W mm	D mm	colour
FAXTAPPIER120XB	900	600	turquoise

ESD SCHUKO PLUG

6

ART.	colour
FAXSCHUKOESD005	yellow

CABLE WITH BUTTON

7

ART.	L mm	colour
FAXITE7804885XB	3000	turquoise

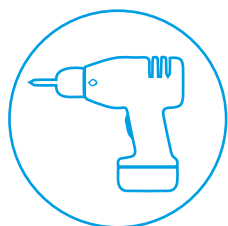

ADJUSTABLE STRAP WITH BUTTON AND CABLE

8

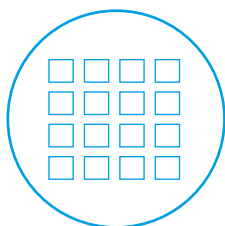
ART.	colour
FAXITE780419304	blue

WORK LOOK


TOOL WALLS



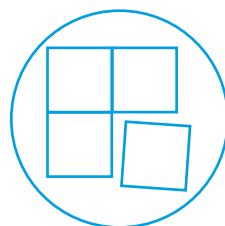
WALL-MOUNTED



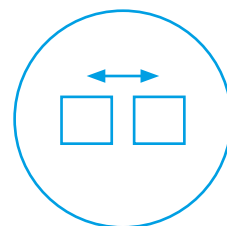
10x10
SQUARE HOLES



SUITABLE FOR WOOD
AND STEEL TOPS



MODULAR



38 mm PITCH



PATENTED*

ART.	W mm	D mm	H mm	KG	RAL
MASTERBR1507	1500	750	1985/2360	1000	7035+7016

COMPOSED OF:

- 1 unassembled workbench with 40 mm Multiplex worktop
- 2 perforated side panels
- 1 cabinet with 5 drawers L=560 mm
- 2 top/bottom shelves for door
- 1 full LH door
- 1 support for additional intermediate half-shelf
- 1 internal shelf
- 1 bin with 30 l capacity
- 2 angled double silicone holder
- 1 A4 document holder
- 1 kit with 2 dual-slotted uprights for workbenches
- 1 kit with 2 perforated panels/shelf with box-stop edge
- 1 kit with 2 inclined supports with base track
- 1 IRON TEAM double lamp
- 1 wall unit with vasistas flip up opening without lock
- 1 kit with brackets for fastening the wall unit with vasistas flip up opening on uprights
- 1 LED strip
- 1 large reversible shelf
- 1 bar mount for containers with 4 Picking Box containers size 1
- 1 roll holder kit with paper Ø 130 mm
- 3 packs of 30 Unipok hooks
- 1 support for 2-socket multiplug
- 1 Schuko 2-socket multiplug
- 1 support for 4-socket multiplug
- 1 Schuko 4-socket multiplug
- 1 Wieland Schuko/FR connection cable
- 1 kit of 2 Picking Box containers size 3A2

WORK LOOK



ART.	W mm	H mm	KG	RAL
WORKLOOK1001	1000	634	50	7035+7016
WORKLOOK1002	1000	634	50	5012

Complete package including 1 kit of 2 dual-slotted uprights for workbenches,
1 kit with 2 perforated panels/shelf with 1 box-stop edge



ART.	W mm	H mm	KG	RAL
WORKLOOK1003	1000	938	50	7035+7016
WORKLOOK1004	1000	938	50	5012

Complete package including 1 kit of 2 dual-slotted uprights for workbenches,
1 kit with 3 perforated panels/shelf with 2 box-stop edges



ART.	W mm	H mm	KG	RAL
WORKLOOK1501	1500	634	50	7035+7016
WORKLOOK1502	1500	634	50	5012

Complete package including 1 kit of 2 dual-slotted uprights for workbenches,
1 kit with 2 perforated panels/shelf with 1 box-stop edge



ART.	W mm	H mm	KG	RAL
WORKLOOK1503	1500	938	50	7035+7016
WORKLOOK1504	1500	938	50	5012

Complete package including 1 kit of 2 dual-slotted uprights for workbenches,
1 kit with 3 perforated panels/shelf with 2 box-stop edges






ART.	W mm	H mm	KG	RAL
WORKLOOK2001	2000	634	50	7035+7016
WORKLOOK2002	2000	634	50	5012

Complete package including 1 kit of 3 dual-slotted uprights for workbenches, 2 kits with 2 perforated panels/shelf with 1 box-stop edge




ART.	W mm	H mm	KG	RAL
WORKLOOK2003	2000	938	50	7035+7016
WORKLOOK2004	2000	938	50	5012

Complete package including 1 kit of 3 dual-slotted uprights for workbenches, 2 kits with 3 perforated panels/shelf with 2 box-stop edges



ART.	W mm	H mm	KG	RAL
WORKLOOK3001	3000	634	50	7035+7016
WORKLOOK3002	3000	634	50	5012

Complete package including 1 kit of 3 dual-slotted uprights for workbenches, 2 kits with 2 perforated panels/shelf with 1 box-stop edge



ART.	W mm	H mm	KG	RAL
WORKLOOK3003	3000	938	50	7035+7016
WORKLOOK3004	3000	938	50	5012

Complete package including 1 kit of 3 dual-slotted uprights for workbenches, 2 kits with 3 perforated panels/shelf with 2 box-stop edges



WORK LOOK



ART.	W mm	D mm	H mm	KG	RAL
WORKLOOK1005	1000	373	1066	50	7035+7016
WORKLOOK1006	1000	373	1066	50	5012

Complete package including 1 kit of 2 dual-slotted uprights for workbenches, 1 kit with 2 perforated panels/shelf with 1 box-stop edge, 1 WORK LOOK wall unit with vasistas flip up opening without lock, 1 kit with brackets for fastening the WORK LOOK wall unit with vasistas flip up opening on uprights



ART.	W mm	D mm	H mm	KG	RAL
WORKLOOK1007	1000	373	1066	50	7035+7016
WORKLOOK1008	1000	373	1066	50	5012

Complete package including 1 kit of 2 dual-slotted uprights for workbenches, 1 perforated panel/shelf with 1 box-stop edge, 1 ELECTRIC perforated panel, 1 WORK LOOK wall unit with vasistas flip up opening without lock, 1 kit with brackets for fastening the WORK LOOK wall unit with vasistas flip up opening on uprights 1 Schuko 4-socket multiplug, 1 Wieland Schuko/FR connection cable



ART.	W mm	D mm	H mm	KG	RAL
WORKLOOK1505	1500	373	1066	50	7035+7016
WORKLOOK1506	1500	373	1066	50	5012

Complete package including 1 kit of 2 dual-slotted uprights for workbenches, 1 kit with 2 perforated panels/shelf with 1 box-stop edge, 1 WORK LOOK wall unit with vasistas flip up opening without lock, 1 kit with brackets for fastening the WORK LOOK wall unit with vasistas flip up opening on uprights



ART.	W mm	D mm	H mm	KG	RAL
WORKLOOK1507	1500	373	1066	50	7035+7016
WORKLOOK1508	1500	373	1066	50	5012

Complete package including 1 kit of 2 dual-slotted uprights for workbenches, 1 kit of 2 dual-slotted uprights for workbenches, 1 ELECTRIC perforated panel, 1 WORK LOOK wall unit with vasistas flip up opening without lock, 1 kit with brackets for fastening the WORK LOOK wall unit with vasistas flip up opening on uprights, 1 Schuko 4-socket multiplug, 1 Wieland Schuko/FR connection cable



ART.	W mm	D mm	H mm	KG	RAL
WORKLOOK2005	2000	373	1066	50	7035+7016
WORKLOOK2006	2000	373	1066	50	5012

Complete package including 1 kit of 3 dual-slotted uprights for workbenches, 2 kits with 2 perforated panels/shelf with 1 box-stop edge, 2 WORK LOOK wall units with vasistas flip up opening without lock, 2 kits with brackets for fastening the WORK LOOK wall unit with vasistas flip up opening on uprights



PATENTED*

ART.	W mm	D mm	H mm	KG	RAL
WORKLOOK2007	2000	373	1066	50	7035+7016
WORKLOOK2008	2000	373	1066	50	5012

Complete package including 1 kit of 3 dual-slotted uprights for workbenches, 2 perforated panels/shelf with 1 box-stop edge, 2 ELECTRIC perforated panels, 2 WORK LOOK wall units with vasistas flip up opening without lock, 2 kits with brackets for fastening the WORK LOOK wall unit with vasistas flip up opening on uprights, 2 Schuko 4-socket power strips, 1 Wieland Schuko/FR connection cable, 1 Wieland connection cable with in/out plugs



ART.	W mm	D mm	H mm	KG	RAL
WORKLOOK3005	3000	373	1066	50	7035+7016
WORKLOOK3006	3000	373	1066	50	5012

Complete package including 1 kit of 3 dual-slotted uprights for workbenches, 2 kits with 2 perforated panels/shelf with 1 box-stop edge, 2 WORK LOOK wall units with vasistas flip up opening without lock, 2 kits with brackets for fastening the WORK LOOK wall unit with vasistas flip up opening on uprights



PATENTED*

ART.	W mm	D mm	H mm	KG	RAL
WORKLOOK3007	3000	373	1066	50	7035+7016
WORKLOOK3008	3000	373	1066	50	5012

Complete package including 1 kit of 3 dual-slotted uprights for workbenches, 2 perforated panels/shelf with 1 box-stop edge, 2 ELECTRIC perforated panels, 2 WORK LOOK wall units with vasistas flip up opening without lock, 2 kits with brackets for fastening the WORK LOOK wall unit with vasistas flip up opening on uprights, 2 Schuko 4-socket multiplug, 1 Wieland Schuko/FR connection cable, 1 Wieland connection cable with in/out plugs

WORK LOOK

UPRIGHTS



KIT OF 2 UPRIGHTS FOR WORKBENCHES 1000-1500 (3 UNIT)

ART.	H mm	RAL	
FBL75351639 (IDEAONE05132)	938	7016	
FBL75351604 (IDEAONE05134)	938	5012	

KIT OF 3 UPRIGHTS FOR WORKBENCHES 2000-3000 (3 UNIT)

ART.	H mm	RAL	
FBL75352139 (IDEAONE05136)	938	7016	
FBL75352104 (IDEAONE05138)	938	5012	

KIT OF 2 UPRIGHTS FOR WORKBENCHES 1000-1500 (2 UNIT)


ART.	H mm	RAL	
FBL75301639 (IDEAONE05131)	634	7016	
FBL75301604 (IDEAONE05133)	634	5012	

KIT OF 3 UPRIGHTS FOR WORKBENCHES 2000-3000 (2 UNIT)

ART.	H mm	RAL	
FBL75302139 (IDEAONE05135)	634	7016	
FBL75302104 (IDEAONE05137)	634	5012	

WORK LOOK

INCLINED SUPPORTS WITH TRACK



KIT WITH 2 INCLINED SUPPORTS WITH TRACK

ART.	W mm	D mm	H mm	RAL
FBL98102039 (IDEAONE05147)	1000	685	307	7016
FBL98102004 (IDEAONE05152)	1000	685	307	5012

KIT WITH 2 INCLINED SUPPORTS WITH TRACK

ART.	W mm	D mm	H mm	RAL
FBL98152039 (IDEAONE05148)	1500	685	307	7016
FBL98152004 (IDEAONE05153)	1500	685	307	5012

KIT WITH 3 INCLINED SUPPORTS WITH 2 TRACKS

ART.	W mm	D mm	H mm	RAL
FBL98202039 (IDEAONE05149)	2000	685	307	7016
FBL98202004 (IDEAONE05154)	2000	685	307	5012

KIT WITH 3 INCLINED SUPPORTS WITH 2 TRACKS

ART.	W mm	D mm	H mm	RAL
FBL98302039 (IDEAONE05150)	3000	685	307	7016
FBL98302004 (IDEAONE05155)	3000	685	307	5012

BASE/ADDITIONAL TRACK WITH FITTINGS

ART.	W mm	colour
FBL98101000 (IDEAONE05185)	1000	aluminium
FBL98151000 (IDEAONE05186)	1500	aluminium

COMPRESSED-AIR SET WITH BALANCER CAPACITY 1-2 KG AND FILTER

ART.
FBL97200300 (IDEAONE05187)

The set includes:
 1 Ø 10 mm flexible hose, 1 1/4" T-connector with cap [B], 2 stops, 2 slide attachments, 1 carabiner,
 1 balancer with 1600 mm steel cable, 1 universal 1/4" attachment for tools, 1 spiral tube with 5.5 mm
 inner diameter, 1 tube with 5.5 mm inner diameter for clearing the filter, 1 regulating filter unit with
 pressure gauge - which can be used with a maximum pressure of 10 bar, with flow rate of around 9 litres
 per second [connection point A] and 11 litres per second [connection point B] with working pressure
 of around 6.3 bar [the flow rate can vary according to the technical specifications of the pneumatic
 system to which the Fami equipment is connected] - 1/4" connectors

WORK LOOK

PERFORATED PANELS/SHELF 953 mm

x 1



x 2



x 1

x 3



x 2

x 1



x 1

x 1



USB DATA
DIFFERENTIAL MAGNETIC-THERMAL CIRCUIT BREAKER
4-SOCKET MULTIPLUG
2-SOCKET MULTIPLUG
2-SOCKET MULTIPLUG
USB CHARGE



PERFORATED PANEL WITH 10x10 SLOTS PITCH 38 mm (1 UNIT)

ART.	W mm	D mm	H mm	RAL
FBL76160008 (IDEAONE05193)	953	30	304	7035
FBL76160004 (IDEAONE05199)	953	30	304	5012

KIT WITH 2 PERFORATED PANELS/SHELF WITH 1 BOX-STOP EDGE (1 UNIT)

ART.	W mm	D mm	H mm	RAL
FBL76160208 (IDEAONE05139)	953	30	304	7035
FBL76160204 (IDEAONE05143)	953	30	304	5012

KIT WITH 3 PERFORATED PANELS/SHELF WITH 2 BOX-STOP EDGES (1 UNIT)

ART.	W mm	D mm	H mm	RAL
FBL76160308 (IDEAONE05141)	953	30	304	7035
FBL76160304 (IDEAONE05145)	953	30	304	5012

KIT WITH 1 PERFORATED PANEL/SHELF WITH 1 BOX-STOP EDGE (1,5 UNIT)

ART.	W mm	D mm	H mm	RAL
FBL76170108 (IDEAONE05191)	953	30	456	7035
FBL76170104 (IDEAONE05197)	953	30	456	5012

PANEL CONFIGURED FOR POWER SOCKETS (0,5 UNIT)

ART.	W mm	D mm	H mm	RAL
FBL76180008 (IDEAONE05189)	953	30	152	7035
FBL76180004 (IDEAONE05195)	953	30	152	5012

WORK LOOK

PERFORATED PANELS/SHELF 1438 mm

x 1



x 2



BOX-STOP EDGE

x 1



x 3



BOX-STOP EDGE

x 2




x 1

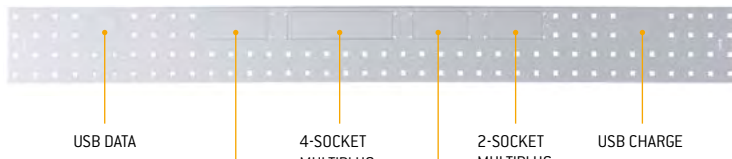


BOX-STOP EDGE

x 1



x 1



USB DATA

4-SOCKET
MULTIPLUG

2-SOCKET
MULTIPLUG

USB CHARGE

DIFFERENTIAL
MAGNETIC-THERMAL
CIRCUIT BREAKER

2-SOCKET
MULTIPLUG



PERFORATED PANEL WITH 10x10 SLOTS PITCH 38 mm (1 UNIT)

ART.	W mm	D mm	H mm	RAL
FBL76310008 (IDEAONE05194)	1438	30	304	7035
FBL76310004 (IDEAONE05200)	1438	30	304	5012

KIT WITH 2 PERFORATED PANELS/SHELF WITH 1 BOX-STOP EDGE (1 UNIT)

ART.	W mm	D mm	H mm	RAL
FBL76310208 (IDEAONE05140)	1438	30	304	7035
FBL76310204 (IDEAONE05144)	1438	30	304	5012

KIT WITH 3 PERFORATED PANELS/SHELF WITH 2 BOX-STOP EDGES (1 UNIT)

ART.	W mm	D mm	H mm	RAL
FBL76310308 (IDEAONE05142)	1438	30	304	7035
FBL76310304 (IDEAONE05146)	1438	30	304	5012

KIT WITH 1 PERFORATED PANEL/SHELF WITH 1 BOX-STOP EDGE (1,5 UNIT)

ART.	W mm	D mm	H mm	RAL
FBL76320108 (IDEAONE05192)	1438	30	456	7035
FBL76320104 (IDEAONE05198)	1438	30	456	5012

PANEL CONFIGURED FOR POWER SOCKETS (0,5 UNIT)

ART.	W mm	D mm	H mm	RAL
FBL76330008 (IDEAONE05190)	1438	30	152	7035
FBL76330004 (IDEAONE05196)	1438	30	152	5012

WORK LOOK

WALL MOUNTING KIT



ART.	RAL	
WORKLOOK9001	7035	



COMPOSED OF:

- 3 perforated panels/shelf H 304 mm
- 2 perforated panels/shelf H 456 with box-stop edge
- 5 kits with panel wall-mounting brackets
- 1 bin with 30 l capacity
- 2 large reversible shelves
- 1 glove dispenser
- 1 reversible sanitiser-bottle holder
- 1 roll holder for Ø 240/300 mm roll
- 1 A4 document holder
- 1 reversible tray shelf
- 1 support for magnetic-thermal circuit breaker
- 1 support for 2-socket multiplug
- 1 support for 4-socket multiplug
- 1 differential magnetic-thermal circuit breaker
- 1 Schuko 2-socket multiplug
- 1 Schuko 4-socket multiplug
- 1 Wieland Schuko/FR connection cable
- 5 packs of 30 Unipok hooks
- 2 IRON TEAM double lamps

BRACKET KIT

BRACKET KIT FOR WALL-MOUNTING OF PANELS

ART.	colour	
FBL76000099	galvanised	
<small>(IDEAONE05286)</small>		

Screws and bolts for mounting excluded



PANELS SEE PAGES 54-55

WORK LOOK

WALL UNITS



WALL UNIT WITH VASISTAS FLIP UP OPENING

ART.	W mm	D mm	H mm	KG	RAL
FBL8005X000PD	943	350	456	80	7035+7016
FBL8005X00004	943	350	456	80	5012
FBL8010X000PD	1428	350	456	80	7035+7016
FBL8010X00004	1428	350	456	80	5012



LOCKSET

ART.
FBL8020C00000



PAIR OF BRACKETS FOR FASTENING WALL UNIT TO DUAL-SLOTTED UPRIGHTS

ART.	W mm	D mm	H mm	RAL
FBL8025000008	210	325	455	7035
FBL8025000004	210	325	455	5012

! IT IS MANDATORY TO USE THE PAIR OF BRACKETS FOR FASTENING THE WALL UNIT TO THE DUAL-SLOTTED UPRIGHTS




UNDER-CABINET LED

ART.	W mm
FBL99400213	873
FBL99450213	1173

WORK LOOK

WALL-MOUNTED



FIXING HARDWARE NOT INCLUDED

TOOL PANEL WITH Ø 4 mm ROUND HOLES

ART.	W mm	H mm	RAL
FBG39100008 (IDEAONE05079)	1000	850	7035
FBG39100004 (IDEAONE05039)	1000	850	5012
FBG39150008 (IDEAONE05070)	1500	850	7035
FBG39150004 (IDEAONE05030)	1500	850	5012
FBG39200008 (IDEAONE05071)	2000	850	7035
FBG39200004 (IDEAONE05031)	2000	850	5012



SHELF FOR TOOL PANELS

ART.	W mm	D mm	H mm	RAL
FBG39400008 (IDEAONE05078)	1000	140	146	7035
FBG39400004 (IDEAONE05038)	1000	140	146	5012
FBG39450008 (IDEAONE05073)	1500	140	146	7035
FBG39450004 (IDEAONE05033)	1500	140	146	5012
FBG39500008 (IDEAONE05072)	2000	140	146	7035
FBG39500004 (IDEAONE05032)	2000	140	146	5012



KEY HOOK WITH ATTACHMENT EYELET CENTRE-TO-CENTRE DIST. Ø 22 mm

ART.	multiples pcs	Ø mm	colour
FBG39700099 (IDEAONE05034)	25	17	galvanised



SIMPLE ATTACHMENT SUPPORT CENTRE-TO-CENTRE DIST. Ø 22 mm

ART.	multiples pcs	L mm	colour
FBG39710099 (IDEAONE05035)	25	60	galvanised



SIMPLE ATTACHMENT SUPPORT CENTRE-TO-CENTRE DIST. Ø 22 mm

ART.	multiples pcs	L mm	colour
FBG39720099 (IDEAONE05036)	25	110	galvanised



SIMPLE ATTACHMENT SUPPORT CENTRE-TO-CENTRE DIST. Ø 22 mm

ART.	multiples pcs	L mm	colour
FBG39730099 (IDEAONE05037)	25	150	galvanised

WORK LOOK

FAMICARES



STEEL SANITISING TOTEM WITHOUT ACCESSORIES

ART.	W mm	D mm	H mm	RAL
FBL76320208 (IDEAONE05159)	650	397	1559	7035

IRON TEAM

see page 62



FBLIT002039
(IDEAONE05161)



FBLIT005039
(IDEAONE05164)



FBLIT003039
(IDEAONE05162)



FBLIT001039
(IDEAONE05158)



FBLIT015039
(IDEAONE05160)

WORK CHAIRS



ART.	H mm
FQZ22110007 (IDEAONE23002)	495/670

Seat and back rest in polyurethane, self-locking wheels, adjustable with pneumatic cylinder



ART.	H mm
FQZ12110007 (IDEAONE23001)	470/645

Seat in beech, self-locking wheels, height adjustable with pneumatic cylinder



ART.	H mm
FQZ22200007 (IDEAONE23003)	535/785

Seat and back rest in polyurethane, sound-absorbing feet and adjustable chromed footrest, adjustable with pneumatic cylinder


HOOKS



**MOUNTING ON
WOOD**



**MOUNTING ON
PERFORATED PANEL**



**SUITABLE FOR
ALL TOOLS**



**MULTIPLE
POSITIONS**

x30

x30

x30

x15

PATENTED*



ART.	pcs per pack	colour	
FBLIT009007 (IDEAONE05219)	30	black	

10x10 mm SQUARE HOLES - PITCH 38 mm






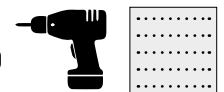


UP TO 30 TOOLS CAN BE MOUNTED WITH 1 PACK

MOUNTING ON WOOD



MOUNTING ON PERFORATED BOARD



VALID FROM 01/09/2021 TO 28/02/2022 - NET PRICES - EXCLUDING VAT

CAPACITY

UNIVERSAL ACCESSORIES




**MOUNTING ON
WOOD INCLUDED**



**MOUNTING ON PERFORATED
PANEL INCLUDED**



**WALL MOUNTING
NOT INCLUDED**



**FASTENING SET
INCLUDED**



ANGLED DOUBLE SILICONE HOLDER

ART.	L mm	D mm	H mm	RAL
FBLIT008039 (IDEAONE05216)	150	71	96	7016



ANGLED DOUBLE SILICONE HOLDER

ART.	L mm	D mm	H mm	RAL
FBLIT007039 (IDEAONE05215)	188	111	172	7016



SIX-SPACE SPRAY-CAN HOLDER

ART.	L mm	D mm	H mm	RAL
FBLIT010039 (IDEAONE05220)	455	75	167	7016



HOLDER FOR HAND-WIPE CONTAINER

ART.	L mm	D mm	H mm	RAL
FBLIT006039 (IDEAONE05207)	910	-	-	7016

strap length 910 mm



ROLL HOLDER FOR Ø 240/300 mm ROLLS

ART.	L mm	D mm	H mm	RAL
FBLIT004039 (IDEAONE05163)	285	180	200	7016



ROLL HOLDER FOR Ø 130 mm ROLLS

ART.	L mm	D mm	H mm	RAL
FBLIT003039 (IDEAONE05162)	245	90	145	7016



Ø 80 Ø 60



REVERSIBLE SANITISER-BOTTLE HOLDER

ART.	L mm	D mm	H mm	RAL
FBLIT002039 (IDEAONE05161)	114	100	62	7016



GLOVE DISPENSER

ART.	L mm	D mm	H mm	RAL
FBLIT005039 (IDEAONE05164)	247	82	132	7016



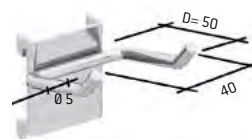
MAGNETS

ART.	pcs per pack	Ø mm	colour
FBL95410000 (IDEAONE05108)	10	20	galvanised



CURVED HOOK

ART.	multiples pcs	D mm	Ø mm	colour
CMV10001 (IDEAONE05092)	10	28	5	galvanised



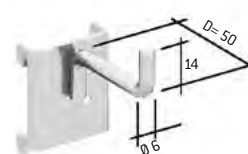
ANGLED HOOK

ART.	multiples pcs	D mm	Ø mm	colour
CMV10016 (IDEAONE05093)	10	50	5	galvanised



SCREWDRIVER HOLDER

ART.	multiples pcs	Ø mm	colour
CMV10022 (IDEAONE05094)	10	18	galvanised




SIMPLE HOOK

ART.	multiples pcs	D mm	Ø mm	colour
CMV10036 (IDEAONE05095)	10	50	6	galvanised



WALL UNIT WITH REVERSIBLE HINGED DOOR

ART.	W mm	D mm	W mm	KG	RAL
FBL8015C000PD	460	250	456	25	7035+7016
FBL8015C00004	460	250	456	25	5012



EXAMPLE OF WALL UNIT APPLICATION ON WORK LOOK PANEL WITH IRON TEAM POWER SOCKETS. THE WALL UNIT IS SUPPLIED WITHOUT REAR PANEL



BAR MOUNT WITH 4 PICKING BOX CONTAINERS SIZE 1

ART.	L mm	D mm	W mm	container colour
FBLIT011000 (IDEAONE05221)	445	168	85	grey
FBLIT012000 (IDEAONE05222)	445	168	85	black



BAR MOUNT WITH 2 PICKING BOX CONTAINERS SIZE 2

ART.	L mm	D mm	W mm	container colour
FBLIT013000 (IDEAONE05223)	447	233	123	grey
FBLIT014000 (IDEAONE05224)	447	233	123	black



BAR MOUNT FOR PICKING BOX CONTAINERS

ART.	L mm	D mm	W mm	colour
FBLIT020099 (IDEAONE05210)	445	9	86	galvanised



BRACKET KIT FOR CONTAINER HOLDER

ART.	L mm	D mm	W mm	RAL
FBLIT018039 (IDEAONE05206)	910	-	-	7016



A4 DOCUMENT HOLDER

ART.	L mm	D mm	W mm	RAL
FBLIT001039 (IDEAONE05158)	365	68	187	7016



FIRST AID KIT

ART.	L mm	D mm	W mm	colour
FBLIT024000 (IDEAONE05214)	90	256	190	orange



MOUNT FOR EXTINGUISHER + 2 KG EXTINGUISHER

ART.	L mm	D mm	W mm	colour
FBLIT023000 (IDEAONE05213)	-	-	-	black



MOUNT FOR CABLES

ART.	L mm	D mm	W mm	RAL
FBLIT019039 (IDEAONE05208)	220	95	101	7016



BIN WITH 30 L CAPACITY

ART.	W mm	D mm	H mm	RAL	
FBLIT025039 (IDEAONE05217)	388	278	394	7016	



KIT CASE MOUNT

ART.	W mm	D mm	H mm	RAL	
FBLIT021039 (IDEAONE05211)	214/ 342	100	57/ 77	7016	



PLASTIC CASE WITH CONTAINERS

ART.	W mm	D mm	H mm	colour	
FBLIT022001 (IDEAONE05212)	440	350	80	grey	



SMALL REVERSIBLE SHELF

ART.	W mm	D mm	H mm	RAL
FBLIT017039 (IDEA0NE05205)	303	317	144	7016



LARGE REVERSIBLE SHELF

ART.	W mm	D mm	H mm	RAL
FBLIT016039 (IDEA0NE05204)	455	317	144	7016



KIT WITH 2 PICKING BOX CONTAINERS SIZE 3A2

ART.	W mm	D mm	H mm	colour
FBLIT027001 (IDEA0NE05225)	200	350	145	grey



KIT WITH 10 PLASTIC CONTAINERS

ART.	W mm	D mm	H mm	colour
FBLIT028000 (IDEA0NE05226)	388	278	394	-



REVERSIBLE TRAY SHELF

ART.	W mm	D mm	H mm	RAL
FBLIT015039 (IDEA0NE05160)	456	160	40	7016



TOOL-HEAD BLOCK IN STAINLESS STEEL

ART.	W mm	D mm	H mm	colour
FBLIT0260ZZ (IDEA0NE05218)	155	84	39	steel



THE TOOL-HEAD BLOCK
CAN BE USED INSIDE THE
REVERSIBLE TRAY SHELF



PATENTED*

SUPPORT FOR MAGNETIC-THERMAL CIRCUIT BREAKER

ART.	W mm	D mm	W mm	RAL
FBLET003039 (IDEAONE05203)	159	32	92	7016



DIFFERENTIAL MAGNETIC-THERMAL CIRCUIT BREAKER 2P+E 16A, 30mA TYPE A

ART.	W mm	D mm	W mm	colour
FBLET012007 (IDEAONE05178)	159	59	90	black



PATENTED*

SUPPORT FOR 2-SOCKET MULTIPLUG

ART.	W mm	D mm	W mm	RAL
FBLET001039 (IDEAONE05201)	148	32	92	7016



2-SOCKET MULTIPLUG

ART.	W mm	D mm	W mm	plug type	colour
FBLET004007 (IDEAONE05165)	148	59	46	SCHUKO	black
FBLET006007 (IDEAONE05167)	148	59	46	CH	black
FBLET008007 (IDEAONE05169)	148	59	46	GB	black
FBLET010007 (IDEAONE05171)	148	59	46	FR	black



PATENTED*

SUPPORT FOR 4-SOCKET MULTIPLUG

ART.	W mm	D mm	W mm	RAL
FBLET002039 (IDEAONE05202)	249	32	92	7016



4-SOCKET MULTIPLUG

ART.	W mm	D mm	W mm	plug type	colour
FBLET005007 (IDEAONE05166)	248	59	46	SCHUKO	black
FBLET007007 (IDEAONE05168)	248	59	46	CH	black
FBLET009007 (IDEAONE05170)	248	59	46	GB	black
FBLET011007 (IDEAONE05172)	248	59	46	FR	black



WIELAND CONNECTION CABLE WITH IN/OUT PLUGS

ART.	L mm	colour	
FBLET013007 (IDEA0NE05173)	100	black	



WIELAND SCHUKO/FR CONNECTION CABLE

ART.	L mm	plug type	colour	
FBLET016007 (IDEA0NE05179)	3000	FR	black	
FBLET017007 (IDEA0NE05180)	3000	GB	black	
FBLET018007 (IDEA0NE05181)	3000	CH	black	



WIELAND H CONNECTOR 1 INPUT - 2 OUTPUTS

ART.	W mm	colour	
FBLET015007 (IDEA0NE05177)	100	black	



WIELAND CONNECTION CABLE WITH IN/OUT PLUGS

ART.	L mm	colour	
FBLET014007 (IDEA0NE05174)	1500	black	





USB DATA PLUG

ART.	Ø mm	H mm	colour
FBLETO19007	60	54	black



USB CHARGE PLUG

ART.	Ø mm	L mm	H mm	colour
FBLETO20007	60	200	54	black



SUPPLIED UNASSEMBLED



SINGLE LAMP

ART.	W mm	W	K	RAL
FBL99400008 (IDEAONE05287)	1000	12	3000	7035
FBL99450008 (IDEAONE05289)	1500	14	3000	7035

DOUBLE LAMP

ART.	W mm	W	K	RAL
FBL99400108 (IDEAONE05288)	1000	12	3000	7035
FBL99450108 (IDEAONE05290)	1500	14	3000	7035



A MOUNTING KIT is provided for each lamp and includes brackets, magnets and screws for mounting on perforated panels, wooden panels, overhead rail and wall.




EXAMPLE OF MOUNTING ON OVERHEAD RAILS



EXAMPLE OF MOUNTING ON PERFORATED PANEL USING BRACKETS



EXAMPLE OF MOUNTING WITH MAGNETS




MASTER STANDARD - FLEXA


DRAWER CABINET




THE DRAWERS OF FAMI TOOL CABINETS HAVE A PERFORATED BOTTOM AND SIDE SLOTS FOR CUSTOMISING THE INTERNAL ARRANGEMENT OF THE DRAWER WITH THE DIVIDING ELEMENTS




LOAD CAPACITY
FROM 50 TO 200 KG



PERFORATED
DRAWERS




BALL BEARINGS



KEY-OPERATED
CLOSURE

A CABINET FOR EVERY NEED



MASTER


✓ FULL EXTENSION
100%



✓ LOAD CAPACITY UP TO
100 kg



ANTI-TAMPERING
SYSTEM



STANDARD

✓ PARTIAL EXTENSION
87%



✓ LOAD CAPACITY
100 kg



✓ FULL EXTENSION
100%

✓ LOAD CAPACITY
200 kg

FLEXA

✓ FULL EXTENSION
100%



✓ LOAD CAPACITY
70 KG



MASTER 36x36 EH

DRAWER CABINET L=714 mm - FULL EXTENSION DRAWERS



PATENTED*

A



PATENTED*

B

cabinet					drawers							RAL	
ART.	ref.	W mm	D mm	H mm	no.	H 75 mm	H 100 mm	H 150 mm	H 200 mm	KG			
M33A100C010BLPD (IDEAONE01038)	A	714	726	1000	9	-	9	-	-	50-75-100	100-96-92%	7035+7016	
M33A100C010BL04 (IDEAONE01039)	A	714	726	1000	9	-	9	-	-	50-75-100	100-96-92%	5012	
M33A100C010AWPD (IDEAONE01040)	B	714	726	1000	7	2	1	3	1	50-75-100	100-96-92%	7035+7016	
M33A100C010AW04 (IDEAONE01041)	B	714	726	1000	7	2	1	3	1	50-75-100	100-96-92%	5012	

CUSTOMISABLE HANDLES



A WEALTH OF INFORMATION

Add barcodes, labels or images to handles for quick **identification** of the **contents** of each individual **drawer**.

GREATER VIEW



FULL VIEW OF CONTENTS

Extension limit and shape of the cabinet ensure a **full view of the contents** of upper **drawers**.

ANTI-TAMPERING SYSTEM



TOP SECURITY

Unlike other cabinets currently on the market, the **patented closure system** prevents thieves from by-passing the closure. Any forced opening will always be visible.

FULL EXTENSION



FREE TO CONFIGURE

Quickly and easily **modify extension** of the drawer to **increase the load capacity** up to **100 kg**.

HIGH-PERFORMANCE RUNNERS



QUICK MOVEMENT WITHOUT PROBLEMS

The long runners and the draw itself allow the **bearing** to be moved to the **front** of the cabinet, increasing **visibility, load capacity** and **extension**.

PERFORATED DRAWERS



ORGANISATION DOWN TO THE MILLIMETRE

Holes and slots on the drawers make it easier to add internal **dividers** for **perfect organisation** of tools and materials.

MASTER 36x36 EH COMPONENTS

DIVIDING MATERIAL FOR CABINET WITH DRAWERS L=714 mm



3-EDGE TOP SHELF

ART.	W mm	D mm	H mm	colour
M33T023AG003107 (IDEAONE01042)	714	726	23	black



ART.	for front height mm
FFH20051500 (IDEAONE01043)	50-300

Composed of: 16 dividers with 2 channels, 35 cross dividers each 73 mm



ART.	for front height mm
FFH20051600 (IDEAONE01044)	50-300

Composed of: 16 dividers with 3 channels, 50 cross dividers each 47 mm



ART.	for front height mm
FFH20051700 (IDEAONE01045)	50-300

Composed of: 16 dividers with 4 channels, 65 cross dividers each 36 mm



ART.	for front height mm
FFH20071200 (IDEAONE01046)	75

Composed of: sixteen 75x75 mm divider boxes, sixteen 150x75 mm divider boxes, four 150x150 mm divider boxes



ART.	for front height mm
FFH20071300 (IDEAONE01047)	75

ART.	for front height mm
FFH20101300 (IDEAONE01048)	100

Composed of: sixteen 150x75 mm divider boxes, eight 150x150 mm divider boxes



ART.	for front height mm
FFH20070600 (IDEAONE01049)	75

ART.	for front height mm
FFH20100600 (IDEAONE01050)	100

ART.	for front height mm
FFH20150600 (IDEAONE01051)	150

ART.	for front height mm
FFH20200600 (IDEAONE01052)	200

Composed of: 2 slotted 610 mm longitudinal dividers, 3 cross dividers each 200 mm

STANDARD 36x36 EH

DRAWER UNIT L=717 mm - SIMPLE-EXTENSION AND FULL-EXTENSION DRAWERS



A



B

cabinet					drawers							RAL	
ART.	ref.	W mm	D mm	H mm	no.	H 75 mm	H 100 mm	H 150 mm	H 200 mm	KG	↓		
FAG204012PD	A	717	726	1000	7	2	1	3	1	80-100	87%	7035+7016	
FAG20401208 (IDEAONE01028)	A	717	726	1000	7	2	1	3	1	80-100	87%	7035	
FAG20401204 (IDEAONE01011)	A	717	726	1000	7	2	1	3	1	80-100	87%	5012	
FAG204010PD	B	717	726	1000	9	-	9	-	-	100	87%	7035+7016	
FAG20401008 (IDEAONE01033)	B	717	726	1000	9	-	9	-	-	100	87%	7035	
FAG20401004 (IDEAONE01009)	B	717	726	1000	9	-	9	-	-	100	87%	5012	



C

cabinet					drawers							RAL	
ART.	ref.	W mm	D mm	H mm	no.	H 75 mm	H 100 mm	H 150 mm	H 200 mm	KG	↓		
FAG204060PD	C	717	726	1000	9	-	9	-	-	200	100%	7035+7016	
FAG20406008 (IDEAONE01032)	C	717	726	1000	9	-	9	-	-	200	100%	7035	
FAG20406004 (IDEAONE01020)	C	717	726	1000	9	-	9	-	-	200	100%	5012	

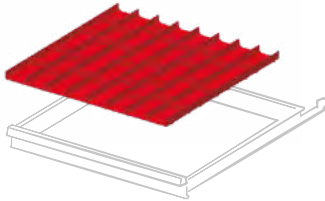
STANDARD 36x36 EH COMPONENTS

DIVIDING MATERIAL FOR CABINET WITH DRAWERS L=717 mm



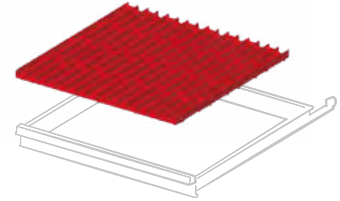
3-EDGE TOP SHELF

ART.	W mm	D mm	H mm	colour
FAG90030107	717	726	20	black



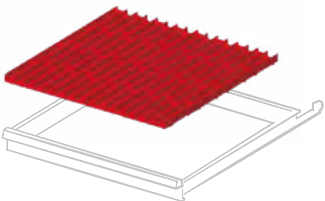
ART.	for front height mm
FFH20051500 (IDEAONE01043)	50-300

Composed of: 16 dividers with 2 channels, 35 cross dividers each 73 mm



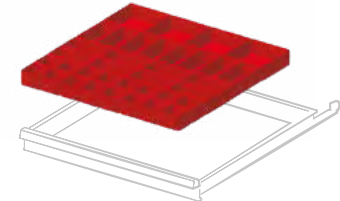
ART.	for front height mm
FFH20051600 (IDEAONE01044)	50-300

Composed of: 16 dividers with 3 channels, 50 cross dividers each 47 mm



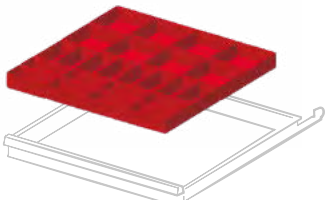
ART.	for front height mm
FFH20051700 (IDEAONE01045)	50-300

Composed of: 16 dividers with 4 channels, 65 cross dividers each 36 mm



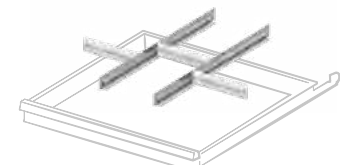
ART.	for front height mm
FFH20071200 (IDEAONE01046)	75

Composed of: sixteen 75x75 mm divider boxes, sixteen 150x75 mm divider boxes, four 150x150 mm divider boxes



ART.	for front height mm
FFH20071300 (IDEAONE01047)	75

Composed of: sixteen 150x75 mm divider boxes, eight 150x150 mm divider boxes



ART.	for front height mm
FFH20101300 (IDEAONE01048)	100

Composed of: sixteen 150x75 mm divider boxes, eight 150x150 mm divider boxes

ART.	for front height mm
FFH20070600 (IDEAONE01049)	75

ART.	for front height mm
FFH20100600 (IDEAONE01050)	100

ART.	for front height mm
FFH20150600 (IDEAONE01051)	150

ART.	for front height mm
FFH20200600 (IDEAONE01052)	200

Composed of: 2 slotted 610 mm longitudinal dividers, 3 cross dividers each 200 mm

FLEXA 36x27 EH

DRAWER UNIT L=717 mm - FULL EXTENSION DRAWERS

A



B



cabinet					drawers							RAL
ART.	ref.	W mm	D mm	H mm	no.	H 75 mm	H 100 mm	H 150 mm	H 200 mm	KG	↕	
FDF109054PD	A	717	600	1000	7	2	1	3	1	70	100%	7035+7016
FDF10905408 <small>(IDEAONE01031)</small>	A	717	600	1000	7	2	1	3	1	70	100%	7035
FDF10905404 <small>(IDEAONE01001)</small>	A	717	600	1000	7	2	1	3	1	70	100%	5012
FDF109056PD	B	717	600	1000	9	-	9	-	-	70	100%	7035+7016
FDF10905608 <small>(IDEAONE01030)</small>	B	717	600	1000	9	-	9	-	-	70	100%	7035
FDF10905604 <small>(IDEAONE01023)</small>	B	717	600	1000	9	-	9	-	-	70	100%	5012

C



cabinet					drawers				wheels					RAL			
ART.	ref.	W mm	D mm	H mm	no.	H 100 mm	H 200 mm	KG	↕	∅	KG	H mm	material		↻	↻	↻
FDGD56001PD	C	794	600	852	5	4	1	70	100%	100	225	130	standard rubber	1	1	2	7035+7016
FDGD5600108 <small>(IDEAONE02017)</small>	C	794	600	852	5	4	1	70	100%	100	225	130	standard rubber	1	1	2	7035
FDGD5600104 <small>(IDEAONE02005)</small>	C	794	600	852	5	4	1	70	100%	100	225	130	standard rubber	1	1	2	5012

↻ swivel wheel

↻ swivel wheel with brake

⬇ fixed wheel

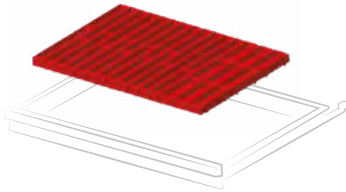
FLEXA 36x27 EH COMPONENTS

DIVIDER FOR DRAWER CABINET L=717 mm



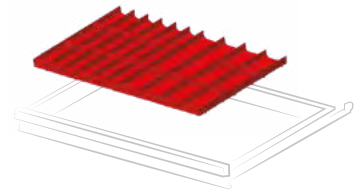
4-EDGE TOP SHELF

ART.	W mm	D mm	H mm	colour
FDF99400107	717	600	22	black



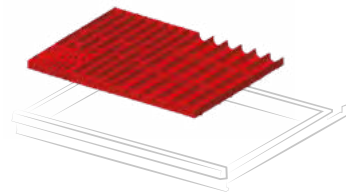
ART.	for front height mm
FFH10051000	50-300

Composed of: 9 dividers with 4 channels, 3 dividers with 3 channels, 36 slotted longitudinal dividers 36 mm, 12 slotted longitudinal dividers 47 mm



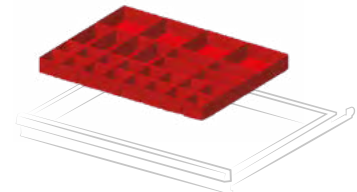
ART.	for front height mm
FFH10051300	50-300

Composed of: 6 dividers with 3 channels, 6 dividers with 2 channels, 18 slotted longitudinal dividers 47 mm, 12 slotted longitudinal dividers 73 mm



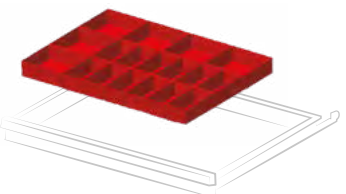
ART.	for front height mm
FFH10051500	50-300

Composed of: 5 dividers with 4 channels, 6 dividers with 3 channels, 20 slotted longitudinal dividers 36 mm, 20 slotted longitudinal dividers 47 mm, 1 Allen key holder size 150x150 mm



ART.	for front height mm
FFH10071800	75

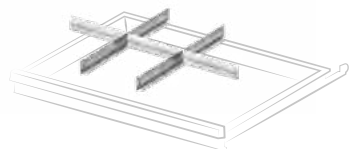
Composed of: sixteen 75x75 mm divider boxes, eight 150x75 mm divider boxes, four 150x150 mm divider boxes



ART.	for front height mm
FFH10071600	75

Composed of: twelve 150x75 mm divider boxes, six 150x150 mm divider boxes

FFH10101600	100
--------------------	-----



ART.	for front height mm
FFH10070500	75

FFH10100500	100
--------------------	-----

FFH10150500	150
--------------------	-----

FFH10200500	200
--------------------	-----

Composed of: 2 slotted 455 mm longitudinal dividers, 3 slotted longitudinal dividers 200 mm

FLEXA 54x27 EH

DRAWER UNIT L=1023 mm - FULL EXTENSION DRAWERS

D



E



ART.	cabinet				drawers								RAL
	ref.	W mm	D mm	H mm	no.	H 75 mm	H 100 mm	H 150 mm	H 200 mm	KG	↓		
FDL109054PD	D	1023	600	1000	7	2	1	3	1	50	100%	7035+7016	
FDL10905408 (IDEAONE01034)	D	1023	600	1000	7	2	1	3	1	50	100%	7035	
FDL10905404 (IDEAONE01017)	D	1023	600	1000	7	2	1	3	1	50	100%	5012	
FDL109056PD	E	1023	600	1000	9	-	9	-	-	50	100%	7035+7016	
FDL10905608 (IDEAONE01036)	E	1023	600	1000	9	-	9	-	-	50	100%	7035	
FDL10905604 (IDEAONE01035)	E	1023	600	1000	9	-	9	-	-	50	100%	5012	



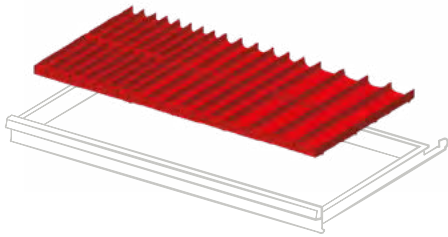
FLEXA 54x27 EH COMPONENTS

DIVIDER FOR DRAWER CABINET L=1023 mm



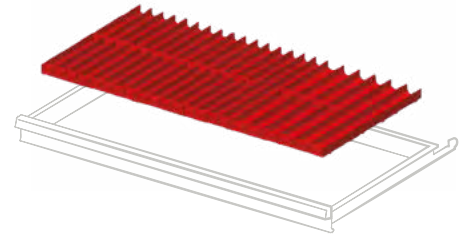
3-EDGE TOP SHELF

ART.	W mm	D mm	H mm	colour
FDL91500107	1023	598	20	black



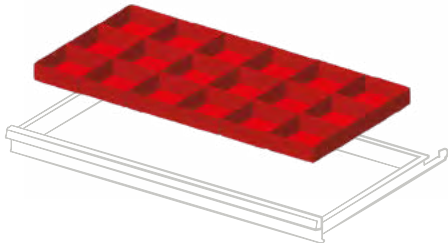
ART.	for front height mm
FFH40051200	50-300

Composed of: 6 dividers with 4 channels, 6 dividers with 3 channels, 6 dividers with 2 channels, 15 cross dividers each 36 mm, 10 cross dividers each 47 mm, 6 cross dividers each 73 mm



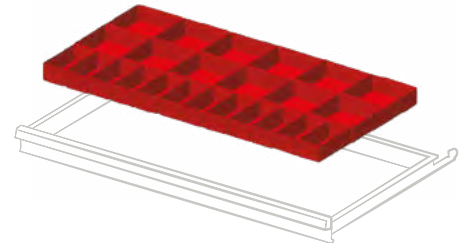
ART.	for front height mm
FFH40051500	50-300

Composed of: 12 dividers with 4 channels, 6 dividers with 3 channels, 30 cross dividers each 36 mm, 10 cross dividers each 47 mm



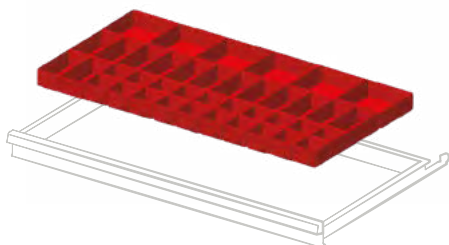
ART.	for front height mm
FFH40071100	75
FFH40101100	100

Composed of: eighteen 150x150 mm divider boxes



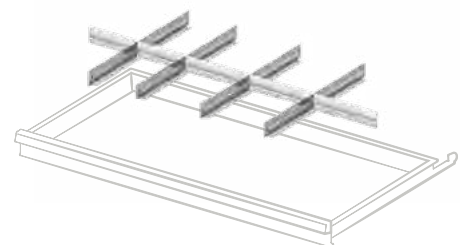
ART.	for front height mm
FFH40071300	75
FFH40101300	100

Composed of: twelve 150x75 mm divider boxes, twelve 150x150 mm divider boxes



ART.	for front height mm
FFH40071600	75

Composed of: twenty 75x75 mm divider boxes, fourteen 150x75 mm divider boxes, six 150x150 mm divider boxes



ART.	for front height mm
FFH40070500	75
FFH40100500	100
FFH40150500	150
FFH40200500	200

Composed of: 4 slotted 455 mm longitudinal dividers, 2 cross dividers each 149 mm, 3 cross dividers each 200 mm

MASTER CS COMPUTER CABINET



PATENTED*

ART.	W mm	D mm	H mm	RAL
MASTERCS01	791	598	1731	7035

COMPOSED OF:

- 1 base unit with 1 drawer
- 1 door unit with polycarbonate window
- 1 flexible extractable shelf with handle
- 1 Schuko 4-socket multiplug
- 1 Wieland Schuko/FR connection cable
- 1 socket support
- 1 x 230 V fan without grille with Schuko plug
- 1 nylon wheels kit Ø 100 mm
- 1 tubular handle



DOOR UNIT WITH POLYCARBONATE WINDOW

ART.	W mm	D mm	H mm	RAL
FAS1450C01008 (IDEAONE03076)	715	250	650	7035


Complete with screws for fastening the base unit - Equipped for inserting a monitor measuring up to 24"




SHUTTER UNIT

ART.	W mm	D mm	H mm	RAL
FAS1450C02008 (IDEAONE03077)	714	247	650	7035

Complete with screws for fastening the base unit - Equipped for inserting a monitor measuring up to 24"



PATENTED*



keyboard rest

BASE UNIT WITH 1 DRAWER

ART.	W mm	D mm	H mm	adjustable shelves	keyboard rest	drawers	RAL
FAS1400C00508	714	598	950	1	1	1	7035

MASTER CS COMPONENTS



non-marking synthetic rubber wheels

WHEELS KIT

ART.	Ø	KG	H mm	material			
FKRU1252101	125	300	155	non-marking synthetic rubber	-	2	2
FKRV1001107	100	450	128	nylon	1	1	2

swivel wheel

swivel wheel with brake

fixed wheel



FLEXIBLE EXTRACTABLE SHELF WITH HANDLE 36x27 EH

ART.	W mm	D mm	H mm	RAL
M32C05701101F39	600	447	70	7016



ADJUSTABLE SHELF WITH SUPPORTS 36x27 EH

ART.	W mm	D mm	H mm	RAL
M32PR2500001139	657	478	60	7016



TUBULAR HANDLE

ART.	W mm	D mm	H mm	RAL
M02R00000000007	543	80	46	9005



230 V FAN WITHOUT GRILLE WITH SCHUKO PLUG

ART.	colour
FAS32200100 (IDEAONE03066)	black



3-EDGE TOP SHELF COATED WITH RUBBER 36x27 EH

ART.	W mm	D mm	H mm	RAL
M32T023AG007107	714	573	23	9005



SOCKET SUPPORT

ART.	W mm	D mm	H mm	colour
FAS30210099	550	10	67	galvanised

IRON TEAM ELECTRIC

see pages 68-69



FBLET012007
(IDEAONE05178)



FBLET004007
(IDEAONE05165)



FBLET005007
(IDEAONE05166)



FBLET016007
(IDEAONE05179)

EXAMPLE 1
GALVANISED SUPPORT 4-socket multiplug

EXAMPLE 2
GALVANISED SUPPORT 2-socket multiplug 4-socket multiplug

EXAMPLE 3
GALVANISED SUPPORT magnetic-thermal circuit breaker 4-socket multiplug



STANDARD CS COMPUTER CABINET



ART.	W mm	D mm	H mm	RAL	
STANDARDCS01	717	635	1690	7035	

COMPOSED OF:

- 1 STANDARD CS computer cabinet
- 1 simple-extension extractable shelf
- 1 Schuko 4-socket multiplug
- 1 Wieland Schuko/FR connection cable
- 1 socket support
- 1 x 230 V fan without grille with Schuko plug
- 1 nylon wheels kit Ø 100 mm
- 1 tubular handle



STANDARD CS COMPUTER CABINET

ART.	W mm	D mm	H mm	adjustable shelves	extractable shelf for keyboard	RAL	
FAS1600C00208	717	635	1560	1	1	7035	
FAS1600C00204	717	635	1560	1	1	5012	

Equipped for adding a monitor measuring up to 21"

STANDARD CS COMPONENTS



non-marking synthetic rubber wheels

WHEELS KIT

ART.	Ø	KG	H mm	material			
FKRU1252101	125	300	155	non-marking synthetic rubber	-	2	2
FKRV1001107	100	450	128	nylon	1	1	2

swivel wheel

swivel wheel with brake

fixed wheel



SIMPLE-EXTENSION EXTRACTABLE SHELF

ART.	W mm	D mm	H mm	RAL
FAS2360S039	650	585	25	7016



ADJUSTABLE SHELF

ART.	W mm	D mm	H mm	RAL
FAS2040S139	690	595	35	7016



TUBULAR HANDLE

ART.	W mm	D mm	H mm	RAL
FCL09950007	516	80	46	9005



230 V FAN WITHOUT GRILLE WITH SCHUKO PLUG

ART.	colour
FAS32200100 (IDEAONE03066)	black



PAIR OF PLINTHS FOR PALLET TRUCK

ART.	W mm	D mm	H mm	RAL
FRR16250007	56	607	100	9005



SOCKET SUPPORT

ART.	W mm	D mm	H mm	colour
FAS30210099	550	10	67	galvanised

IRON TEAM ELECTRIC

see pages 68-69



FBLETO12007
(IDEAONE05178)



FBLETO04007
(IDEAONE05165)



FBLETO05007
(IDEAONE05166)



FBLETO16007
(IDEAONE05179)

GALVANISED SUPPORT

EXAMPLE 1 4-socket multiplug

GALVANISED SUPPORT


EXAMPLE 2 2-socket multiplug 4-socket multiplug

GALVANISED SUPPORT

EXAMPLE 3 magnetic-thermal circuit breaker 4-socket multiplug

PERFOM


CABINETS WITH HINGED DOORS




CONFIGURABLE



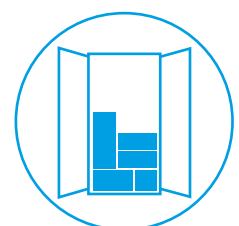
LOAD CAPACITY 800 KG



DIVIDING MATERIAL



KEY-OPERATED
CLOSURE



MOUNTED CABINET
+ ACCESSORIES PACKED
INSIDE THE CABINET

PERFOM 1193x555x1000

CABINETS WITH HINGED DOORS 64x27 EH



ART.	W mm	D mm	H mm	KG	RAL
PERFOM15001	1193	555	1000	800	7035+7016
PERFOM15002	1193	555	1000	800	7035
PERFOM15003	1193	555	1000	800	5012

COMPOSED OF:

- 1 cabinet with hinged doors
- 1 kit of 2 slotted shelves



ART.	W mm	D mm	H mm	KG	RAL
PERFOM15004	1193	555	1000	800	7035+7016
PERFOM15005	1193	555	1000	800	7035
PERFOM15006	1193	555	1000	800	5012

COMPOSED OF:

- 1 cabinet with hinged doors
- 1 kit of 2 slotted shelves
- 1 drawer with telescopic extension



ART.	W mm	D mm	H mm	KG	RAL
PERFOM15007	1193	555	1000	800	7035+7016
PERFOM15008	1193	555	1000	800	7035
PERFOM15009	1193	555	1000	800	5012

COMPOSED OF:

- 1 cabinet with hinged doors
- 1 kit of 2 slotted shelves
- 2 telescopic-extension drawers



ART.	W mm	D mm	H mm	KG	RAL
PERFOM15010	1193	555	1000	800	7035+7016
PERFOM15011	1193	555	1000	800	7035
PERFOM15012	1193	555	1000	800	5012

COMPOSED OF:

- 1 cabinet with hinged doors
- 1 kit of 1 slotted shelf
- 3 telescopic-extension drawers

PERFOM 1193x555x2000

CABINETS WITH HINGED DOORS 64x27 EH



ART.	W mm	D mm	H mm	KG	RAL
PERFOM17001	1193	555	2000	800	7035+7016
PERFOM17002	1193	555	2000	800	7035
PERFOM17003	1193	555	2000	800	5012

COMPOSED OF:

- 1 cabinet with hinged doors
- 2 kits of 2 slotted shelves



ART.	W mm	D mm	H mm	KG	RAL
PERFOM17004	1193	555	2000	800	7035+7016
PERFOM17005	1193	555	2000	800	7035
PERFOM17006	1193	555	2000	800	5012

COMPOSED OF:

- 1 cabinet with hinged doors
- 2 kits of 2 slotted shelves
- 3 telescopic-extension drawers



ART.	W mm	D mm	H mm	KG	RAL
PERFOM17007	1193	555	2000	800	7035+7016
PERFOM17008	1193	555	2000	800	7035
PERFOM17009	1193	555	2000	800	5012

COMPOSED OF:

- 1 cabinet with hinged doors
- 1 kit of 2 slotted shelves
- 9 telescopic-extension drawers

PERFOM 512x555x1000

CABINETS WITH HINGED DOOR 24x27 EH



ART.	W mm	D mm	H mm	KG	RAL
PERFOM11001	512	555	1000	800	7035+7016
FAA1120C00108	512	555	1000	800	7035
FAA1120C00104	512	555	1000	800	5012

COMPOSED OF:

- 1 cabinet with hinged door
- 1 kit of 2 slotted shelves



ART.	W mm	D mm	H mm	KG	RAL
PERFOM11004	512	555	1000	800	7035+7016
PERFOM11005	512	555	1000	800	7035
PERFOM11006	512	555	1000	800	5012

COMPOSED OF:

- 1 cabinet with hinged door
- 1 kit of 2 slotted shelves
- 1 standard-extension drawer



ART.	W mm	D mm	H mm	KG	RAL
PERFOM11007	512	555	1000	800	7035+7016
PERFOM11008	512	555	1000	800	7035
PERFOM11009	512	555	1000	800	5012

COMPOSED OF:

- 1 cabinet with hinged door
- 1 kit of 1 slotted shelf
- 3 standard-extension drawers



ART.	W mm	D mm	H mm	KG	RAL
PERFOM11010	512	555	1000	800	1004
PERFOM11011	512	555	1000	800	7035+7016
PERFOM11012	512	555	1000	800	7035
PERFOM11013	512	555	1000	800	5012

COMPOSED OF:

- 1 cabinet with slotted hinged door
- 1 kit with 2 sealed internal liquid collection tanks (capacity liters 9)



see page 3

PERFOM 1023x555x1000

CABINETS WITH HINGED DOORS 54x27 EH



ART.	W mm	D mm	H mm	KG	RAL
PERFOM12001	1023	555	1000	800	7035+7016
FAA1220C00108	1023	555	1000	800	7035
FAA1220C00104	1023	555	1000	800	5012

COMPOSED OF:

- 1 cabinet with hinged doors
- 1 kit of 2 slotted shelves



ART.	W mm	D mm	H mm	KG	RAL
PERFOM12004	1023	555	1000	800	7035+7016
PERFOM12005	1023	555	1000	800	7035
PERFOM12006	1023	555	1000	800	5012

COMPOSED OF:

- 1 cabinet with hinged doors
- 1 kit of 2 slotted shelves
- 1 drawer standard extension



ART.	W mm	D mm	H mm	KG	RAL
PERFOM12007	1023	555	1000	800	7035+7016
PERFOM12008	1023	555	1000	800	7035
PERFOM12009	1023	555	1000	800	5012

COMPOSED OF:

- 1 cabinet with hinged doors
- 1 kit of 1 slotted shelf
- 3 drawers standard extension



ART.	W mm	D mm	H mm	KG	RAL
PERFOM12010	1023	555	1000	800	7035+7016
PERFOM12011	1023	555	1000	800	7035
PERFOM12012	1023	555	1000	800	5012

COMPOSED OF:

- 1 cabinet with slotted hinged doors
- 1 kit with 2 perforated shelves-panels
- 1 raceway for power strips
- 1 differential magnetic-thermal circuit breaker
- 1 Schuko 4-socket multiplug
- 2 Schuko 2-socket power strips
- 1 Wieland Schuko/FR connection cable



PERFORM 1023x555x1000

CABINETS WITH HINGED DOORS 54x27 EH



PATENTED*

ART.	W mm	D mm	H mm	KG	RAL
PERFORM12013	1023	555	1000	800	1004
PERFORM12014	1023	555	1000	800	7035+7016
PERFORM12015	1023	555	1000	800	7035
PERFORM12016	1023	555	1000	800	5012

COMPOSED OF:

- 1 cabinet with slotted hinged doors
- 1 kit of 1 slotted shelf
- 1 sealed external liquid collection tray (capacity liters 59)



ART.	W mm	D mm	H mm	KG	RAL
PERFORM12017	1023	555	1000	800	1004
PERFORM12018	1023	555	1000	800	7035+7016
PERFORM12019	1023	555	1000	800	7035
PERFORM12020	1023	555	1000	800	5012

COMPOSED OF:

- 1 cabinet with slotted hinged doors
- 1 kit with 2 sealed tanks complete with hooks (capacity liters 19)



ART.	W mm	D mm	H mm	KG	RAL
PERFORM12021	1023	555	1000	800	3020
PERFORM12022	1023	555	1000	800	7035+7016
PERFORM12023	1023	555	1000	800	7035
PERFORM12024	1023	555	1000	800	5012

COMPOSED OF:

- 1 cabinet with slotted hinged doors
- 1 kit of 2 slotted shelves



PERFOM 1023x555x2000

CABINETS WITH HINGED DOORS 54x27 EH



ART.	W mm	D mm	H mm	KG	RAL
PERFOM14001	1023	555	2000	800	7035+7016
FAA1420C00108	1023	555	2000	800	7035
FAA1420C00104	1023	555	2000	800	5012

COMPOSED OF:

- 1 cabinet with hinged doors
- 1 kit of 4 slotted shelves



ART.	W mm	D mm	H mm	KG	RAL
PERFOM14004	1023	555	2000	800	7035+7016
PERFOM14005	1023	555	2000	800	7035
PERFOM14006	1023	555	2000	800	5012

COMPOSED OF:

- 1 cabinet with hinged doors
- 1 kit of 4 slotted shelves
- 3 simple-extension drawers



ART.	W mm	D mm	H mm	KG	RAL
PERFOM14007	1023	555	2000	800	7035+7016
PERFOM14008	1023	555	2000	800	7035
PERFOM14009	1023	555	2000	800	5012

COMPOSED OF:

- 1 cabinets with polycarbonate slotted hinged doors
- 1 kit of 4 slotted shelves



ART.	W mm	D mm	H mm	KG	RAL
PERFORM14055	1023	555	2000	800	7035+7016

COMPOSED OF:

- 1 polycarbonate slotted hinged door cabinet
- 2 kits with 2 perforated shelves-panels
- 3 raceways for power strips
- 1 differential magnetic-thermal circuit breaker
- 3 Schuko 4-socket power strips
- 6 Schuko 2-socket power strips
- 2 Wieland connection cables with in/out plugs
- 1 Wieland Schuko/FR connection cable
- 4 single lamps L=1000 mm

PERFOM 1023x555x2000

CABINETS WITH HINGED DOORS 54x27 EH



ART.	W mm	D mm	H mm	KG	RAL
PERFOM14019	1023	555	2000	800	7035+7016
PERFOM14020	1023	555	2000	800	7035
PERFOM14021	1023	555	2000	800	5012

COMPOSED OF:

- 1 cabinet with slotted hinged doors
- 1 kit of 2 slotted shelves
- 1 kit with slotted shelf with 2 dividers and 6 tanks
- 1 kit with sealed tray complete with hooks (capacity liters 19)



ART.	W mm	D mm	H mm	KG	RAL
PERFOM14022	1023	555	2000	800	7035+7016
PERFOM14023	1023	555	2000	800	7035
PERFOM14024	1023	555	2000	800	5012

COMPOSED OF:

- 1 cabinet with slotted hinged doors
- 1 kit of 1 slotted shelf
- 3 kits with slotted shelves with 2 dividers and 6 tanks
- 1 kit with 1 sealed tray complete with hooks (capacity liters 19)
- 1 sealed external liquid collection tray (capacity liters 59)



PERFOM 1023x555x2000

CABINETS WITH HINGED DOORS 54x27 EH



PATENTED*

ART.	W mm	D mm	H mm	KG	RAL
PERFOM14025	1023	555	2000	800	1004
PERFOM14026	1023	555	2000	800	7035+7016
PERFOM14027	1023	555	2000	800	7035
PERFOM14028	1023	555	2000	800	5012

COMPOSED OF:

- 1 cabinet with slotted hinged doors
- 1 kit with 3 slotted shelves
- 1 sealed external liquid collection tray (capacity liters 59)



see page 3



ART.	W mm	D mm	H mm	KG	RAL
PERFOM14029	1023	555	2000	800	1004
PERFOM14030	1023	555	2000	800	7035+7016
PERFOM14031	1023	555	2000	800	7035
PERFOM14032	1023	555	2000	800	5012

COMPOSED OF:

- 1 cabinet with slotted hinged doors
- 2 kits with 2 sealed trays complete with hooks (capacity liters 19)



see page 3




CABINET FOR PPE AND FIRE-SAFETY EQUIPMENT

ART.	W mm	D mm	H mm	KG	RAL
PERFOM14033	1023	555	2000	800	3020

COMPOSED OF:

- 1 cabinet with safe-crash slotted hinged doors
- 1 partition
- 1 kit with Ø 22 hanging rail for perforated shelf
- 1 kit with 1 perforated shelf-panel
- 1 kit with 3 slotted shelves



PERFOM 1023x555x2000

CABINETS WITH HINGED DOORS 54x27 EH



ART.	W mm	D mm	H mm	KG	RAL
PERFOM14034	1023	555	2000	800	7035+7016
PERFOM14035	1023	555	2000	800	7035
PERFOM14036	1023	555	2000	800	5012

PATENTED*

COMPOSED OF:

- 1 cabinet with slotted hinged doors
- 2 kits with 2 perforated shelves-panels
- 2 raceways for power strips
- 1 fan grille for cabinets
- 2 x 230 V fans without grille with Schuko plug
- 3 Schuko 2-socket power strips
- 4 Schuko 2-socket power strips
- 1 differential magnetic-thermal circuit breaker
- 1 Wieland connection cable with in/out plugs
- 2 Wieland Schuko/FR connection cables
- 2 large reversible shelves
- 1 roll holder kit with paper Ø 240/300 mm
- 1 pack of 30 Unipok hooks

PERFOM 1023x555x2000

CABINETS WITH HINGED DOORS 54x27 EH



PATENTED*

ART.	W mm	D mm	H mm	KG	RAL
PERFOM14037	1023	555	2000	800	7035+7016
PERFOM14038	1023	555	2000	800	7035
PERFOM14039	1023	555	2000	800	5012

COMPOSED OF:

- 1 polycarbonate slotted hinged door cabinet
- 2 kits with 2 perforated shelves-panels
- 3 raceways for power strips
- 1 differential magnetic-thermal circuit breaker
- 3 Schuko 4-socket power strips
- 6 Schuko 2-socket power strips
- 2 Wieland connection cables with in/out plugs
- 1 Wieland Schuko/FR connection cable



PATENTED*

ART.	W mm	D mm	H mm	KG	RAL
PERFOM14040	1023	555	2000	800	7035+7016
PERFOM14041	1023	555	2000	800	7035
PERFOM14042	1023	555	2000	800	5012

COMPOSED OF:

- 1 cabinet with slotted hinged door
- 2 kits with perforated shelves-panels
- 2 raceways for power strips
- 1 differential magnetic-thermal circuit breaker
- 2 Schuko 4-socket power strips
- 4 Schuko 2-socket power strips
- 1 Wieland connection cable with in/out plugs
- 1 Wieland Schuko/FR connection cable
- 1 roll holder kit with paper Ø 240/300 mm
- 2 large reversible shelves
- 2 bar mounts for containers + 6 Picking Box containers size 2
- 2 packs of 30 Unipok hooks



PATENTED*

ART.	W mm	D mm	H mm	KG	RAL
PERFOM14043	1023	555	2000	800	7035+7016
PERFOM14044	1023	555	2000	800	7035
PERFOM14045	1023	555	2000	800	5012

COMPOSED OF:

- 1 cabinet with slotted hinged doors
- 2 kits with perforated shelves-panels
- 2 raceways for power strips
- 2 Schuko 4-socket power strips
- 2 Schuko 2-socket power strips
- 1 Wieland Schuko/FR connection cable
- 1 Wieland connection cable with in/out plugs

PERFOM 1023x555x2000

CABINETS WITH HINGED DOORS 54x27 EH



PATENTED*

ART.	W mm	D mm	H mm	KG	RAL
PERFOM14046	1023	555	2000	800	7035+7016
PERFOM14047	1023	555	2000	800	7035
PERFOM14048	1023	555	2000	800	5012

COMPOSED OF:

- 1 cabinet with hinged doors
- 2 kits with 2 perforated shelves-panels
- 2 pairs of perforated panels for hinged doors
- 3 simple-extension drawers
- 2 large reversible shelves
- 1 roll holder kit with paper Ø 240/300 mm
- 4 packs of 30 Unipok hooks
- 10 bar mounts for containers + 40 Picking Box containers size 1
- 4 bar mounts for containers + 12 Picking Box containers size 2



PATENTED*

ART.	W mm	D mm	H mm	KG	RAL
PERFOM14049	1023	555	2000	800	7035+7016
PERFOM14050	1023	555	2000	800	7035
PERFOM14051	1023	555	2000	800	5012

COMPOSED OF:

- 1 cabinet with hinged doors
- 2 kits with 2 perforated shelves-panels
- 3 simple-extension drawers
- 4 bar mounts for containers + 12 Picking Box containers size 2
- 4 packs of 30 Unipok hooks



ART.	W mm	D mm	H mm	KG	RAL
PERFOM14052	1023	555	2000	800	7035+7016
PERFOM14053	1023	555	2000	800	7035
PERFOM14054	1023	555	2000	800	5012

COMPOSED OF:

- 1 cabinet with hinged doors
- 1 kit of 2 slotted shelves
- 3 simple-extension drawers
- 4 telescopic-extension drawers

PERFOM 1023x555x2000

CABINETS WITH HINGED DOORS 54x27 EH



ART.	W mm	D mm	H mm	KG	RAL
PERFOM14010	1023	555	2000	800	7035+7016
PERFOM14011	1023	555	2000	800	7035
PERFOM14012	1023	555	2000	800	5012

COMPOSED OF:

- 1 cabinet with slotted hinged doors
- 1 partition
- 1 kit with Ø 22 hanging rail for perforated shelf
- 1 kit with 1 perforated shelf-panel
- 1 kit of 3 slotted shelves



ART.	W mm	D mm	H mm	KG	RAL
PERFOM14013	1023	555	2000	800	7035+7016
PERFOM14014	1023	555	2000	800	7035
PERFOM14015	1023	555	2000	800	5012

COMPOSED OF:

- 1 cabinet with hinged doors
- 1 pair of perforated panels for hinged doors
- 10 bar mounts for containers + 40 Picking Box containers size 1
- 5 Picking Box containers size 2
- 20 Picking Box containers size 3A2
- 6 Picking Box containers size 4
- 6 Picking Box containers size 4A2
- 1 kit with 3 slotted shelves depth 345 mm
- 1 kit with 2 slotted shelves depth 345 mm
- 1 kit with 3 slotted shelves depth 500 mm



ART.	W mm	D mm	H mm	KG	RAL
PERFOM14016	1023	555	2000	800	7035+7016
PERFOM14017	1023	555	2000	800	7035
PERFOM14018	1023	555	2000	800	5012

COMPOSED OF:

- 1 cabinet with hinged doors
- 1 pair of perforated panels for hinged doors
- 1 kit with 1 perforated shelf-panel
- 1 kit with 1 slotted shelf depth 500 mm
- 2 kits with 2 slotted shelves depth 345 mm
- 3 simple-extension drawers
- 10 bar mounts for containers + 40 Picking Box containers size 1
- 6 bar mounts for containers + 18 Picking Box containers size 2
- 20 Picking Box containers size 3A2
- 5 Picking Box containers size 2

PERFOM COMPONENTS

EMPTY CABINETS



CABINET WITH HINGED DOORS 64x27 EH

ART.	W mm	D mm	H mm	KG	RAL
FAA1520C000PD	1193	555	1000	800	7035+7016
FAA1520C00008	1193	555	1000	800	7035
FAA1520C00004	1193	555	1000	800	5012



CABINET WITH HINGED DOORS 64x27 EH

ART.	W mm	D mm	H mm	KG	RAL
FAA1720C000PD	1193	555	2000	800	7035+7016
FAA1720C00008	1193	555	2000	800	7035
FAA1720C00004	1193	555	2000	800	5012

PERFOM COMPONENTS

EMPTY CABINETS



CABINET WITH HINGED DOORS 24x27 EH

ART.	W mm	D mm	H mm	KG	RAL
FAA1120C000PD	512	555	1000	800	7035+7016
FAA1120C00008	512	555	1000	800	7035
FAA1120C00004	512	555	1000	800	5012



CABINET WITH SLOTTED HINGED DOOR 24x27 EH

ART.	W mm	D mm	H mm	KG	RAL
FAA1130C00030	512	555	1000	800	1004
FAA1130C000PD	512	555	1000	800	7035+7016
FAA1130C00008	512	555	1000	800	7035
FAA1130C00004	512	555	1000	800	5012



CABINET WITH HINGED DOORS 54x27 EH

ART.	W mm	D mm	H mm	KG	RAL
FAA1220C000PD	1023	555	1000	800	7035+7016
FAA1220C00008	1023	555	1000	800	7035
FAA1220C00004	1023	555	1000	800	5012



CABINET WITH SLOTTED HINGED DOORS 54x27 EH

ART.	W mm	D mm	H mm	KG	RAL
FAA1230C00030	1023	555	1000	800	1004
FAA1230C0002Y	1023	555	1000	800	3020
FAA1230C000PD	1023	555	1000	800	7035+7016
FAA1230C00008	1023	555	1000	800	7035
FAA1230C00004	1023	555	1000	800	5012



RAL 1004



RAL 3020



RAL 5012



RAL 7035



RAL 7035+RAL 7016



CAPACITY

PERFOM COMPONENTS

EMPTY CABINETS



CABINET WITH HINGED DOORS 54x27 EH

ART.	W mm	D mm	H mm	KG	RAL	
FAA1420C000PD	1023	555	2000	800	7035+7016	
FAA1420C00008	1023	555	2000	800	7035	
FAA1420C00004	1023	555	2000	800	5012	



CABINET WITH SLOTTED HINGED DOORS 54x27 EH

ART.	W mm	D mm	H mm	KG	RAL	
FAA1430C00030	1023	555	2000	800	1004	
FAA1430C000PD	1023	555	2000	800	7035+7016	
FAA1430C00008	1023	555	2000	800	7035	
FAA1430C00004	1023	555	2000	800	5012	



PERFOM COMPONENTS

EMPTY CABINETS



CABINETS WITH POLYCARBONATE SLOTTED HINGED DOORS 54x27 EH

ART.	W mm	D mm	H mm	KG	RAL	
FAA1440C000PD	1023	555	2000	800	7035+7016	
FAA1440C00008	1023	555	2000	800	7035	
FAA1440C00004	1023	555	2000	800	5012	



CABINET WITH SAFE CRASH SLOTTED HINGED DOORS 54x27 EH

ART.	W mm	D mm	H mm	KG	RAL	
FAA1440C0SC2Y	1023	555	2000	800	3020	



PERFOM COMPONENTS

3-EDGE TOP SHELF COATED WITH PVC

ART.	W mm	D mm	H mm	colour
FAC9911290007	512	555	23	black
FAC9912290007	1023	555	23	black
FAC9915290007	1193	555	23	black



KIT WITH SLOTTED SHELVES

ART.	W mm	D mm	H mm	KG	no. shelves	colour
FAC9911010099	484	500	35	100	1	galvanised
FAC9911020099	484	500	35	100	2	galvanised
FAC9911030099	484	500	35	100	3	galvanised
FAC9912010099	995	500	35	100	1	galvanised
FAC9912020099	995	500	35	100	2	galvanised
FAC9912030099	995	500	35	100	3	galvanised
FAC9912040099	995	500	35	100	4	galvanised
FAC9915010099	1165	500	35	100	1	galvanised
FAC9915020099	1165	500	35	100	2	galvanised
FAC9915030099	1165	500	35	100	3	galvanised



KIT WITH SLOTTED SHELVES

ART.	W mm	D mm	H mm	KG	no. shelves	colour
FAC9912050099	995	345	35	100	2	galvanised
FAC9912060099	995	345	35	100	3	galvanised



Size 2



Size 3A2

CONTAINERS SEE
PAGES 160-161



BAR MOUNTS FOR CONTAINERS WITH 4 PICKING BOX CONTAINERS SIZE 1

ART.	W mm	D mm	H mm	containers colour
FBLIT011000 (IDEAONE05221)	445	168	85	grey
FBLIT029000	445	168	85	blue



PERFORATED SHELF-PANEL

APPLICABLE IN 3 DIFFERENT POSITIONS:

1. VERTICAL PERFORATED PANEL
2. HORIZONTAL PANEL
3. 4-EDGE PERFORATED SHELF



1.

KIT WITH PERFORATED SHELVES-PANELS

ART.	W mm	D mm	H mm	KG	no. of shelves-panels	RAL
FAC9912070039	995	500	30	100	1	7016
FAC9912070008	995	500	30	100	1	7035
FAC9912070004	995	500	30	100	1	5012
FAC9912080008	995	500	30	100	2	7035
FAC9912080004	995	500	30	100	2	5012

2.



3.



IRON TEAM + UNIPOK

see pages 60-71



SIMPLE-EXTENSION DRAWERS 24x27 EH

ART.	W mm	D mm	H mm	drawer front	↓	KG	RAL
FAC9911180008	398	449	85	100	87%	50	7035
FAC9911180004	398	449	85	100	87%	50	5012



SIMPLE-EXTENSION DRAWERS 54x27 EH

ART.	W mm	D mm	H mm	drawer front	↓	KG	RAL
FAC9912180008	908	449	85	100	87%	50	7035
FAC9912180004	908	449	85	100	87%	50	5012



TELESCOPIC-EXTENSION DRAWERS 54x27 EH

ART.	W mm	D mm	H mm	drawer front	↓	KG	RAL
FAC9912190008	908	449	85	100	100%	100	7035
FAC9912190004	908	449	85	100	100%	100	5012
FAC9912210008	908	449	135	150	100%	100	7035
FAC9912210004	908	449	135	150	100%	100	5012



TELESCOPIC-EXTENSION DRAWERS 64x27 EH

ART.	W mm	D mm	H mm	drawer front	↓	KG	RAL
FAC9915190008	1078	449	85	100	100%	100	7035
FAC9915190004	1078	449	85	100	100%	100	5012

PERFOM COMPONENTS



x2

PAIR OF PERFORATED PANELS FOR HINGED DOORS

ART.	W mm	D mm	H mm	RAL
FAC9912250039	381	20	824	7016



IT IS POSSIBLE TO COMBINE UP TO MAXIMUM 2 PAIRS OF PANELS PER DOOR



RACEWAY FOR POWER STRIPS FOR CABINET L=1023

ART.	W mm	D mm	H mm	RAL
FAC9912220039	1008	70	139	7016



magnetic-thermal circuit breaker 4-socket multiplug 2-socket multiplug 2-socket multiplug USB charge breaker



raceway applied on the **top** part of the **perforated shelf-panel**



raceway applied on the **bottom** part of the **perforated shelf-panel**



raceway which can be combined with the **perforated shelf-panel** in the **vertical position**



SIDE SUPPORT FOR POWER STRIP

ART.	W mm	D mm	H mm	RAL
FAC9912240039	463	10	77	7016



Application example with:
 1 support art. FAC9912240039
 1 power strip art. FBLET005007
 1 connection cable item art. FBLET016007

SUPPORT



4-socket multiplug



FAN GRILLE FOR CABINET L=1023

ART.	W mm	D mm	H mm	RAL
FAC9912230039	994	123	136	7016

Application example with:
 1 grille art. FAC9912230039
 2 fans art. FAS32200100
 1 power strip art. FBLET005007
 1 connection cable art. FBLET016007



grille applied on the **top** part of the cabinet **without** the aid of the perforated shelf-panel



grille applied on the **top** part of the cabinet **with** the aid of the perforated shelf-panel



grille applied on the **bottom** part of the cabinet with the aid of the perforated shelf-panel

230 V FAN WITHOUT GRILLE WITH SCHUKO PLUG

ART.	colour
FAS32200100 (IDEAONE03066)	black



IRON TEAM ELECTRIC

see pages 68-70



[FBLET012007](#)
(IDEAONE05178)



[FBLET004007](#)
(IDEAONE05165)



[FBLET005007](#)
(IDEAONE05166)



[FBLET016007](#)
(IDEAONE05179)



[FBLET014007](#)
(IDEAONE05174)



[FBLET020007](#)



[FBL99400008](#)

LAMP APPLIED UNDER THE PERFORATED SHELF



PERFOM COMPONENTS



PLINTHS FOR PALLET TRUCK COMPLETE WITH CLOSING ELEMENT

ART.	W mm	D mm	H mm	KG	RAL
FAC9912170039	1018	548	100	800	7016
FAC9915170039	1188	548	100	800	7016



PATENTED*

SEALED EXTERNAL LIQUID COLLECTION TRAY

ART.	W mm	D mm	H mm	KG	RAL	L
FAC9912130039	1048	600	100	800	7016	59



KIT WITH SEALED INTERNAL LIQUID COLLECTION TRAYS


ART.	W mm	D mm	H mm	KG	no. trays	L	colour
FAC9911090099	484	500	42	50	1	9	galvanised
FAC9911100099	484	500	42	50	2	9	galvanised
FAC9912090099	995	500	42	50	1	19	galvanised
FAC9912100099	995	500	42	50	2	19	galvanised



KIT WITH SLOTTED SHELF WITH 2 DIVIDERS AND 6 TANKS (10 L) WITH BALL VALVE

ART.	W mm	D mm	H mm	KG	colour
FAC9912280099	995	495	307	60	galvanised





PARTITION

ART.	ref.	W mm	D mm	H mm	RAL	
FAC9912260039	A	27	500	1615	7016	

KIT WITH Ø 22 HANGING RAIL

ART.	ref.	W mm	D mm	H mm	KG	colour	
FAC9912270099	B	460	23	56	15	galvanised	



PERFORATED SHELF-PANEL

ART.	ref.	W mm	D mm	H mm	KG	RAL	
FAC9912070039	C	995	500	30	100	7016	



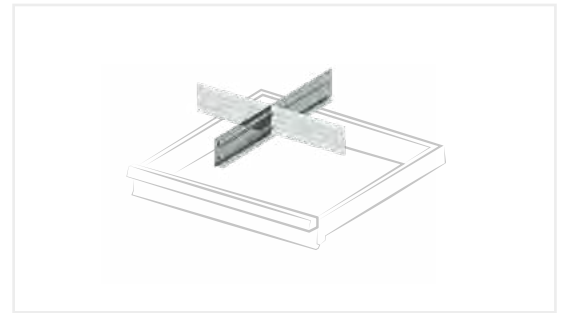
KIT WITH SLOTTED SHELVES

ART.	ref.	W mm	D mm	H mm	KG	no. shelves	colour	
FAC9911030099	D	484	500	35	100	3	galvanised	



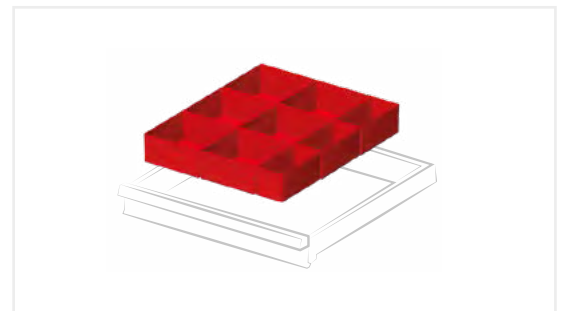


DIVIDERS 24x27 EH CABINET L=512 mm



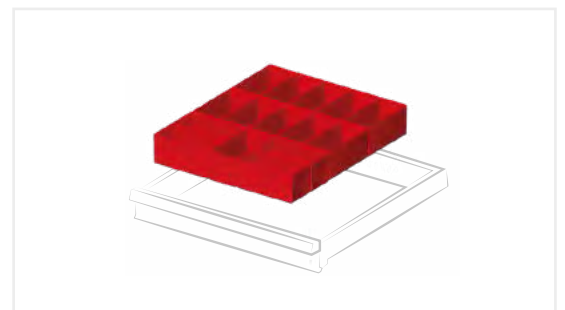
ART.	for front height mm
FFH00500100	100

Composed of 1 slotted 455 mm longitudinal dividers, 2 cross dividers each 200 mm



ART.	for front height mm
FFH00500800	100

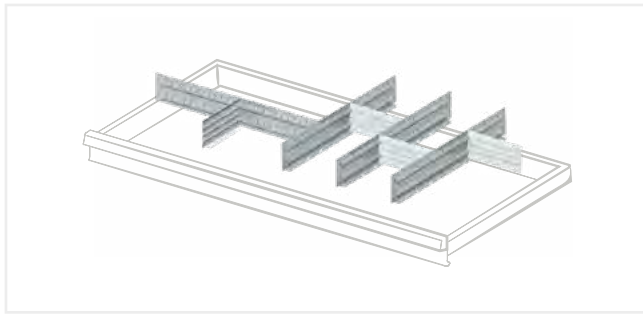
Composed of three 150x75 mm divider boxes, six 150x150 mm divider boxes



ART.	for front height mm
FFH00500900	100

Composed of fifteen 150x75 mm divider boxes

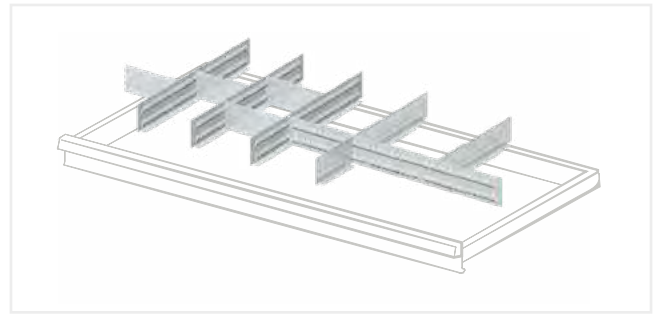
DIVIDERS **54x27** EH
CABINET L=1023 mm



ART.	for front height mm
FFH02000100	100

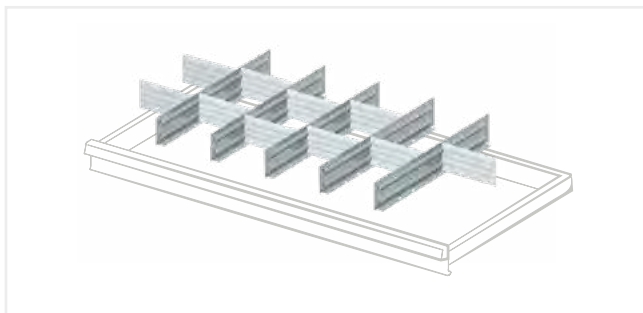
Composed of 4 slotted 455 mm longitudinal dividers, 4 cross dividers each 149 mm

DIVIDERS **64x27** EH
CABINET L=1193 mm



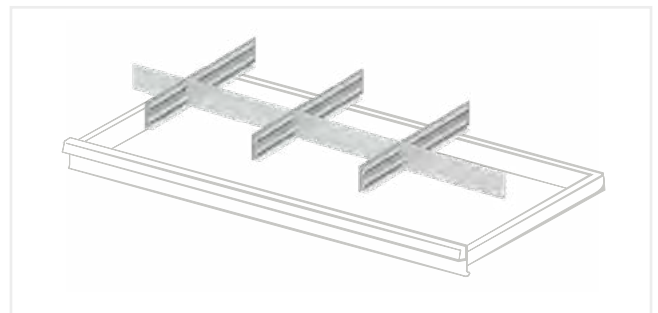
ART.	for front height mm
FFH02500300	100

Composed of 3 slotted 455 mm longitudinal dividers, 1 cross divider each 600 mm, 3 cross dividers each 149 mm, 2 cross dividers each 166 mm, 2 cross dividers each 302 mm



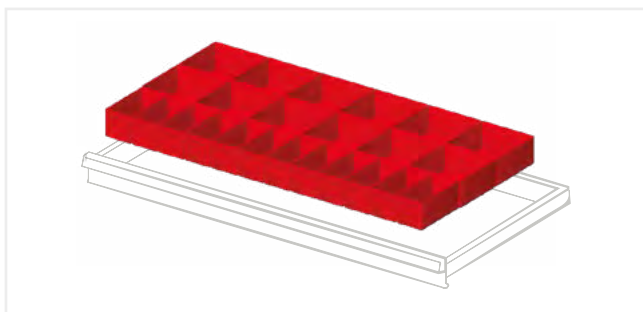
ART.	for front height mm
FFH02000200	100

Composed of 5 slotted 455 mm longitudinal dividers 455 mm, 10 cross dividers each 149 mm



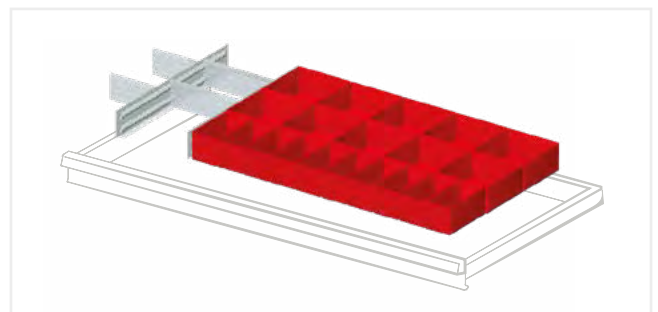
ART.	for front height mm
FFH02500400	100

Composed of 3 slotted 455 mm longitudinal dividers, 1 cross divider each 166 mm, 3 cross dividers each 302 mm



ART.	for front height mm
FFH02000600	100

Composed of twelve 150x75 mm divider boxes, twelve 150x150 mm divider boxes



ART.	for front height mm
FFH02500600	100

Composed of 2 slotted 455 mm longitudinal dividers, 2 cross dividers each 132 mm, 2 cross dividers each 200 mm, ten 150x75 mm divider boxes, ten 150x150 mm divider boxes

PERFOM


CABINETS WITH SLIDING DOORS



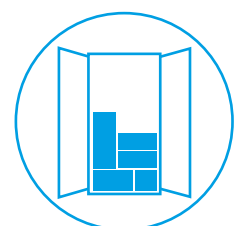
LOAD CAPACITY
PER BAY 800 KG



GUARANTEE ON
DOORS



KEY-OPERATED
CLOSURE





MOUNTED CABINET
+ ACCESSORIES PACKED INSIDE
THE CABINET



cabinet					shelves			RAL	
ART.	W mm	D mm	H mm	 KG	no.	depth mm	 KG		
FAB5100C00208	1500	450	1000	600	1	370	100	7035	
FAB5100C00204	1500	450	1000	600	1	370	100	5012	





cabinet					shelves			RAL	
ART.	W mm	D mm	H mm	 KG	no.	depth mm	 KG		
FAB5300C00208	1500	450	2000	800	4	370	100	7035	
FAB5300C00204	1500	450	2000	800	4	370	100	5012	





cabinet					shelves			RAL	
ART.	W mm	D mm	H mm	 KG	no.	depth mm	 KG		
FAB7300C00108	2046	450	2000	800+800	8	370	100	7035	
FAB7300C00104	2046	450	2000	800+800	8	370	100	5012	




cabinet					shelves			RAL	
ART.	W mm	D mm	H mm	 KG	no.	depth mm	 KG		
FAB6100C00208	1500	600	1000	600	1	500	100	7035	
FAB6100C00204	1500	600	1000	600	1	500	100	5012	







cabinet					shelves			RAL	
ART.	W mm	D mm	H mm	 KG	no.	depth mm	 KG		
FAB6300C00208	1500	600	2000	800	4	500	100	7035	
FAB6300C00204	1500	600	2000	800	4	500	100	5012	



cabinet					shelves			RAL	
ART.	W mm	D mm	H mm		no.	depth mm			
FAB8300C00108	2046	600	2000	800+800	8	500	100	7035	
FAB8300C00104	2046	600	2000	800+800	8	500	100	5012	



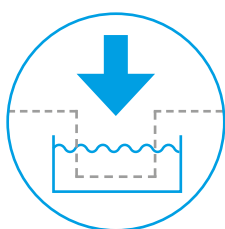
cabinet					shelves			drawers			RAL		
ART.	W mm	D mm	H mm		no.	depth mm		no.	H 100 mm				
FAB8300C00908	2046	600	2000	800+800	8	500	100	6	6	87%	50	7035	
FAB8300C00904	2046	600	2000	800+800	8	500	100	6	6	87%	50	5012	

PERFOM

CHANGING LOCKERS




POLYPROPYLENE FEET
EASY TO CLEAN



ELECTROPHORETIC COATING



VERSION WITH HELMET COMPARTMENT



KEY-OPERATED CLOSURE



ART.	W mm	D mm	H mm	RAL
PERFOMAN01	1195	500	1950	7035

COMPOSED OF:

- 1 changing locker with 4 compartments
- 1 pair of polypropylene feet



ART.	W mm	D mm	H mm	RAL
PERFOMAN02	1195	500	1950	7035

COMPOSED OF:

- 1 changing locker with 3 compartments
- 1 pair of polypropylene feet



ART.	W mm	D mm	H mm	RAL
PERFOMAN03	1195	500	2141	7035

COMPOSED OF:

- 1 changing locker with 4 compartments
- 1 additional slanting roof
- 1 pair of polypropylene feet



ART.	W mm	D mm	H mm	RAL
PERFOMAN04	1195	500	2141	7035

COMPOSED OF:

- 1 changing locker with 3 compartments
- 1 additional slanting roof
- 1 pair of polypropylene feet

CHANGING LOCKERS



ART.	W mm	D mm	H mm	compart- ments	RAL
FAN1302C00108 (IDEAONE04045)	610	500	1750	2	7035

With cylinder lock and helmet shelf

ADDITIONAL SLANTING ROOF

ART.	W mm	D mm	H mm	RAL
FAN51400008 (IDEAONE04037)	607	502	191	7035



ART.	W mm	D mm	H mm	compart- ments	RAL
FAN1303C00108 (IDEAONE04046)	900	500	1750	3	7035

With cylinder lock and helmet shelf

ADDITIONAL SLANTING ROOF

ART.	W mm	D mm	H mm	RAL
FAN51600008 (IDEAONE04039)	899	502	191	7035

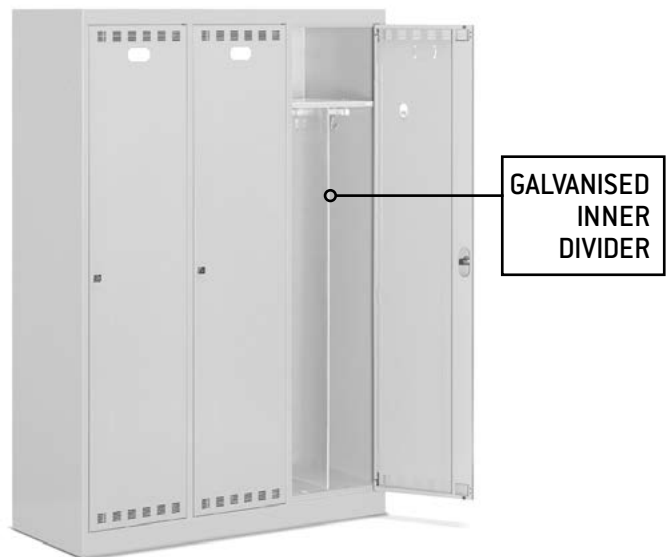


ART.	W mm	D mm	H mm	compart- ments	RAL
FAN1502C03108 (IDEAONE04043)	805	500	1750	2	7035

With 2 compartments, clean/dirty divider, cylinder lock and helmet shelf

ADDITIONAL SLANTING ROOF

ART.	W mm	D mm	H mm	RAL
FAN51500008 (IDEAONE04038)	801	502	191	7035



ART.	W mm	D mm	H mm	compart- ments	RAL
FAN1503C03108 (IDEAONE04044)	1195	500	1750	3	7035

With 2 compartments, clean/dirty divider, cylinder lock and helmet shelf

ADDITIONAL SLANTING ROOF

ART.	W mm	D mm	H mm	RAL
FAN51800008 (IDEAONE04040)	1191	502	191	7035



ART.	W mm	D mm	H mm	compart- ments	RAL
FAN1304C00108 (IDEAONE04047)	1195	500	1750	4	7035

With cylinder lock and helmet shelf

ADDITIONAL SLANTING ROOF

ART.	W mm	D mm	H mm	RAL
FAN51800008 (IDEAONE04040)	1191	502	191	7035

ADDITIONAL SLANTING ROOF



FAN51400008 - FAN51600008 -
FAN51500008 - FAN51800008



FEET KIT

ART.	W mm	D mm	H mm	colour
FRR23100001 (IDEAONE04048)	135	500	200	grey

SINGLE CHANGING BENCH



ART.	W mm	D mm	H mm	RAL
FAN95400001 (IDEAONE04033)	1000	360	385	7000



ART.	W mm	D mm	H mm	RAL
FAN95500001 (IDEAONE04032)	1495	360	385	7000



ART.	W mm	D mm	H mm	RAL
FAN95600001 (IDEAONE04031)	2000	360	385	7000

NC


TOOL-STORAGE SYSTEMS



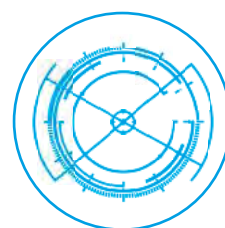
**FULL-EXTENSION
DRAWERS**



**LOAD CAPACITY
800 KG**



**WIDE RANGE OF
TOOL HOLDERS**



CONFIGURABLE

NC TOOL-STORAGE SYSTEMS

CABINETS WITH HINGED DOORS - TROLLEYS



ART.	W mm	D mm	H mm	KG	frames	drawers	tool- holders	tool-holder type	RAL
PERFOMNC01	1023	555	2000	800	4	-	168	ISO 40	7035
PERFOMNC02	1023	555	2000	800	4	-	168	ISO 40	5012
PERFOMNC03	1023	555	2000	800	4	-	100	ISO 50	7035
PERFOMNC04	1023	555	2000	800	4	-	100	ISO 50	5012
PERFOMNC05	1023	555	2000	800	4	-	120	HSK A63-B80	7035
PERFOMNC06	1023	555	2000	800	4	-	120	HSK A63-B80	5012
PERFOMNC07	1023	555	2000	800	2	2	154	ISO 40	7035
PERFOMNC08	1023	555	2000	800	2	2	154	ISO 40	5012
PERFOMNC09	1023	555	2000	800	2	2	90	ISO 50	7035
PERFOMNC10	1023	555	2000	800	2	2	90	ISO 50	5012
PERFOMNC11	1023	555	2000	800	2	2	120	HSK A63-B80	7035
PERFOMNC12	1023	555	2000	800	2	2	120	HSK A63-B80	5012



ART.	W mm	D mm	H mm	KG	tool-holders	tool-holder type	RAL
COMBINC01	1064	512	890	500	35	ISO 40	7035+7000
COMBINC02	1064	512	890	500	35	ISO 40	5012+7000
COMBINC03	1064	512	890	500	25	ISO 50	7035+7000
COMBINC04	1064	512	890	500	25	ISO 50	5012+7000
COMBINC05	1064	512	890	500	25	HSK A63-B80	7035+7000
COMBINC06	1064	512	890	500	25	HSK A63-B80	5012+7000



WORKTOP TOOL-HOLDER FRAME

ART.	W mm	D mm	H mm	RAL
FNC20100008 (IDEAONE16027)	565	450	350	7035
FNC20100004 (IDEAONE16001)	565	450	350	5012

tool holder

ART.	type	multiples	max. quantity				
FNC95100003	ISO 30	7	7	21	42	35	21
FNC95300003 (IDEAONE16035)	ISO 40	7	7	21	42	35	21
FNC95400003	ISO 45	6	6	18	30	30	18
FNC95500003 (IDEAONE16036)	ISO 50	5	5	15	25	20	15
FNC95600003	VDI 30	7	7	21	42	35	21
FNC95700003	VDI 40	5	5	15	30	30	15
FNC95800003	VDI 50	5	5	15	30	30	15
FNC95900003	VDI 60	5	5	15	25	20	15
FNC97200003	MORSE TAPER 2	7	7	21	42	35	21
FNC97300003	MORSE TAPER 3	7	7	21	42	35	21
FNC97400003	MORSE TAPER 4	7	7	21	42	35	21
FNC97500003	MORSE TAPER 5	5	5	15	30	30	15
FNC92700003	CAPTO C3	7	7	21	42	35	21
FNC92750003	CAPTO C4	5	5	15	30	30	15
FNC92800003	CAPTO C5	5	5	15	30	30	15
FNC92850003	CAPTO C6	5	5	15	30	30	15
FNC92900003	CAPTO C8	5	5	15	20	20	15
FNC92100003	HSK A32-B40	7	7	21	42	35	21
FNC92200003	HSK A40-B50	7	7	21	42	35	21
FNC92300003	HSK A50-B63	5	5	15	30	30	15
FNC92400003 (IDEAONE16034)	HSK A63-B80	5	5	15	30	30	15
FNC92500003	HSK A80-B100	5	5	15	20	20	15
FNC92600003	HSK A100-B125	5	5	15	20	20	15
FNC96400003	2"	6	6	18	30	30	18
FNC96500003	2 ¹ / ₄ "	5	5	15	25	20	15

CABINETS WITH HINGED DOORS 54x27 EH

ART.	W mm	D mm	H mm	KG	RAL
FAA1420C000PD	1023	555	2000	800	7035+7016
FAA1420C00008	1023	555	2000	800	7035
FAA1420C00004	1023	555	2000	800	5012



DRAWER WITH TELESCOPIC EXTENSION 54x27 EH

ART.	W mm	D mm	H mm	drawer front	KG	RAL
FAC9912190008	908	449	85	100	100%	7035
FAC9912190004	908	449	85	100	100%	5012
FAC9912210008	908	449	135	150	100%	7035
FAC9912210004	908	449	135	150	100%	5012



TOOL-HOLDER FRAME WITH 3 ROWS FOR DRAWERS COMPLETE WITH SUPPORTS

ART.	W mm	D mm	H mm	RAL
FNC5140S101 (IDEAONE16032)	890	444	69	7000

PACK OF 2 PCS. - TOOL HOLDER EXCLUDED

x2



x2



TILTING TOOL-HOLDER FRAME WITH 3 ROWS

ART.	W mm	D mm	H mm	KG	RAL
FNC5160S101 (IDEAONE16031)	965	495	69	150	7000

PACK OF 2 PCS.

WHEELED TOOL-HOLDER TROLLEY WITHOUT TOOL HOLDERS

ART.	trolley					wheels						RAL	
	W mm	D mm	H mm	KG	frames	Ø mm	KG	H mm	material	swivel wheel	swivel wheel with brake		fixed wheel
FCNF1001056 (IDEAONE16028)	1064	512	890	500	3	125	180	160	nylon	1	1	2	7035+7000
FCNF1001051 (IDEAONE16004)	1064	512	890	500	3	125	180	160	nylon	1	1	2	5012+7000

swivel wheel
 swivel wheel with brake
 fixed wheel



ECOLOGICAL STORAGE

The collection trays prevent accidental spills of hazardous substances in accordance with Italian Legislative Decrees no. 152/2006 and no. 81/2008.

Warning! Remember not to store in the same tray chemical substances that can react with one another when they come into contact and to check the compatibility of the hazardous substances stored with the material used to manufacture the tray and the grille.

The capacity of the containers that can be stacked above each tray and the information provided, which are not exhaustive nor binding, are valid for the Italian territory. For other countries, always comply with the specific provisions in force in the country of use and contact the competent local authorities for further information.



COLLECTION TANKS + PERFORM STEEL SHELVES AND TANKS

Suitable for flammable liquids under GHS categories 1–3 and water-polluting liquids under GHS categories 1–4. Corrosive substances are not allowed.



PE COLLECTION TANKS

Suitable for water-polluting liquids under GHS categories 1–4. Flammable substances are not allowed.

ECOLOGICAL STORAGE

FULLY TIPPABLE BUCKET FOR SHAVINGS



A



B



C

WHEELED TIPPABLE BUCKET CONFIGURED FOR GRILLE AND TAP

ART.	tippable bucket					wheels						RAL
	W mm	D mm	H mm	L L	KG	Ø mm	KG	H mm	material			
FAXLT0300000004 (IDEAONE14001)	820	1370	870	285	600	125	180	160	nylon	2	2	5012
FAXLT0500000004 (IDEAONE14002)	920	1370	900	490	1000	125	180	160	nylon	2	2	5012
FAXLT0400000004 (IDEAONE14003)	820	1370	855	420	800	125	180	160	nylon	2	2	5012

swivel wheel with brake

fixed wheel



WHEELS SUPPLIED
UNASSEMBLED



KIT WITH TAP + GRILLE

ART.	W mm	D mm	H mm	suitable for art.	RAL
FAXLT0300KTG004 (IDEAONE14007)	310	730	68	FAXLT0300000004 FAXLT0400000004	5012
FAXLT0500KTG004 (IDEAONE14008)	306	830	68	FAXLT0500000004	5012



SHEET METAL SAFETY TRAY WITH GRILLE (TANK EXCLUDED)

ART.	tub			for tank		RAL
	W mm	D mm	H mm	no.	L L	
FAXVDRHV0000054 (IDEAONE17005)	1350	1504	630	1	1000	5012+ galvanised

ECOLOGICAL STORAGE

BARREL STAND - PLASTIC TRAY

BARREL RACK WITH COLLECTION TUB


ART.	RAL
EC01301	5012+ galvanised

COMPOSED OF:

- collection tub without sides for 4 barrels
- 1 stackable rack for 2 x 200 l barrels
- 1 stackable rack for 3 x 60 l barrels



see page 3



COLLECTION TRAY WITHOUT WALLS

ART.	tray			for barrel		RAL
	W mm	D mm	H mm	no.	L	
FML08100054 (IDEAONE17001)	960	960	332	1	200	5012+ galvanised
FML08200054 (IDEAONE17002)	1355	875	332	2	250	5012+ galvanised
FML08300054 (IDEAONE17003)	1355	1255	290	4	300	5012+ galvanised



see page 3



NON-STACKABLE BARREL RACK BARREL STAND

ART.	barrel stand			for barrel		RAL
	W mm	D mm	H mm	no.	L	
FML08501204 (IDEAONE17022)	1410	646	756	2	200	5012



NON-STACKABLE BARREL RACK BARREL STAND

ART.	barrel stand			for barrel		RAL
	W mm	D mm	H mm	no.	L	
FML08501304 (IDEAONE17023)	1420	670	760	3	60	5012



NON-STACKABLE BARREL RACK BARREL STAND

ART.	barrel stand			for barrel		RAL
	W mm	D mm	H mm	no.	L	
FML08600104 (IDEAONE17011)	876	604	386	1	200	5012



NON-STACKABLE BARREL RACK BARREL STAND

ART.	barrel stand			for barrel		RAL
	W mm	D mm	H mm	no.	L	
FML08600204 (IDEAONE17012)	1366	604	386	2	200	5012




POLYETHYLENE SUPPORT FOR RISER

ART.	support				for barrel		colour
	ref.	W mm	D mm	H mm	no.	L	
FAX002068000005 (IDEAONE21005)	A	465	610	410	1	200	yellow
FAX002070000005 (IDEAONE21006)	B	1200	780	255	2	200	yellow




POLYETHYLENE COLLECTION TRAY WITH GRILLE FOR BARRELS

ART.	ref.	support			capacity l	suitable for art.	for barrel		colour
		W mm	D mm	H mm			no.	L	
FAX002064000005 (IDEAONE21001)	C	925	800	420	225	-	1	200	yellow
FAX002065000005 (IDEAONE21002)	D	1350	800	420	305	FAX002068000005	2	200	yellow
FAX002066000005 (IDEAONE21003)	E	1350	1350	460	500	FAX002070000005	4	200	yellow



POLYETHYLENE SAFETY TRAY WITH GRILLE FOR CONTAINER

ART.	support				capacity l	for container		colour
	ref.	W mm	D mm	H mm		no.	L	
FAX002067000005 (IDEAONE21004)	F	1350	1350	950	1050	1	1000	yellow



ECOLOGICAL STORAGE

CABINETS WITH HINGED DOORS



PATENTED*

ART.	W mm	D mm	H mm	KG	RAL	
PERFOM14025	1023	555	2000	800	1004	
PERFOM14026	1023	555	2000	800	7035+7016	
PERFOM14027	1023	555	2000	800	7035	
PERFOM14028	1023	555	2000	800	5012	

COMPOSED OF:

- 1 cabinet with slotted hinged doors
- 1 kit of 3 slotted shelves
- 1 sealed external liquid collection tray



see page 3



ART.	W mm	D mm	H mm	KG	RAL	
PERFOM14029	1023	555	2000	800	1004	
PERFOM14030	1023	555	2000	800	7035+7016	
PERFOM14031	1023	555	2000	800	7035	
PERFOM14032	1023	555	2000	800	5012	

COMPOSED OF:

- 1 cabinet with slotted hinged doors
- 2 kits with 2 sealed trays complete with hooks



see page 3



PATENTED*

ART.	W mm	D mm	H mm	KG	RAL	
PERFOM14022	1023	555	2000	800	7035+7016	
PERFOM14023	1023	555	2000	800	7035	
PERFOM14024	1023	555	2000	800	5012	

COMPOSED OF:

- 1 cabinet with slotted hinged doors
- 1 kit of 1 slotted shelf
- 3 kits with slotted shelves with 2 dividers and 6 tanks
- 1 kit with 1 sealed tray complete with hooks
- 1 sealed external liquid collection tray



PATENTED*

ART.	W mm	D mm	H mm	KG	RAL
PERFORM12013	1023	555	1000	800	1004
PERFORM12014	1023	555	1000	800	7035+7016
PERFORM12015	1023	555	1000	800	7035
PERFORM12016	1023	555	1000	800	5012

COMPOSED OF:

- 1 cabinet with slotted hinged doors
- 1 slotted shelf
- 1 sealed external liquid collection tray



see page 3



ART.	W mm	D mm	H mm	KG	RAL
PERFORM12017	1023	555	1000	800	1004
PERFORM12018	1023	555	1000	800	7035+7016
PERFORM12019	1023	555	1000	800	7035
PERFORM12020	1023	555	1000	800	5012

COMPOSED OF:

- 1 cabinet with slotted hinged doors
- 1 kit with 2 sealed internal liquid collection tanks



see page 3



RAL 1004



RAL 5012



RAL 7035



RAL 7035+RAL 7016



CAPACITY

CLEVER - COMBI

TROLLEYS



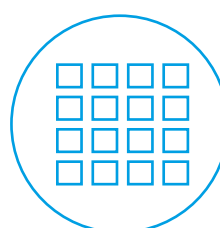
EASY TO ASSEMBLE




SHELVES LOAD
CAPACITY 100 kg



CONFIGURABLE



10X10
SQUARE HOLES



MODULAR

CLEVER SMALL



A



B

ART.	ref.	trolley								wheels			RAL
		W mm	D mm	H mm	perforated panels	pair of doors	steel shelves	wooden shelves	drawers	Ø	KG		
CLEVER0903	A	904	515	817	-	-	2	-	-	100	225	standar rubber	7035
CLEVER0904	A	904	515	817	-	-	2	-	-	100	225	standar rubber	5012
CLEVER0905	B	904	515	817	-	-	3	-	-	100	225	standar rubber	7035
CLEVER0906	B	904	515	817	-	-	3	-	-	100	225	standar rubber	5012



ART.	W mm	D mm	H mm	KG	RAL
CLEVER0907	904	515	847	300	7035
CLEVER0908	904	515	847	300	5012

COMPOSED OF:

- 1 unassembled trolley series clever small without wheels
- 1 kit non-marking synthetic rubber wheels Ø 125 mm
- 1 additional surface

CLEVER LARGE



A



B



C



D



E



F

ART.	ref.	trolley								wheels			RAL
		L mm	D mm	H mm	perforated panels	pair of doors	steel shelves	wooden shelves	drawers	Ø	KG	material	
CLEVER1003	A	1024	615	817	-	-	2	-	-	100	225	standard rubber	7035
CLEVER1004	A	1024	615	817	-	-	2	-	-	100	225	standard rubber	5012
CLEVER1005	B	1024	615	847	-	-	3	-	-	125	300	standard rubber	7035
CLEVER1006	B	1024	615	847	-	-	3	-	-	125	300	standard rubber	5012
CLEVER1007	C	1024	615	847	-	-	3	-	-	125	300	non-marking synthetic	7035
CLEVER1008	C	1024	615	847	-	-	3	-	-	125	300	non-marking synthetic	5012
CLEVER1009	D	1024	615	870	-	-	2	1	-	125	300	non-marking synthetic	7035
CLEVER1010	D	1024	615	870	-	-	2	1	-	125	300	non-marking synthetic	5012
CLEVER1011	E	1024	615	847	2	-	3	-	-	125	300	non-marking synthetic	7035
CLEVER1012	E	1024	615	847	2	-	3	-	-	125	300	non-marking synthetic	5012
CLEVER1013	F	1024	615	870	2	-	2	1	-	125	300	non-marking synthetic	7035
CLEVER1014	F	1024	615	870	2	-	2	1	-	125	300	non-marking synthetic	5012

CLEVER LARGE



ART.	ref.	trolley								wheels			RAL
		L mm	D mm	H mm	perforated panels	pair of doors	steel shelves	wooden shelves	drawers	Ø	KG	material	
CLEVER1015	G	1024	615	870	3	-	2	1	-	125	300	non-marking synthetic	7035
CLEVER1016	G	1024	615	870	3	-	2	1	-	125	300	non-marking synthetic	5012
CLEVER1017	H	1024	615	870	3	1	2	1	-	125	300	non-marking synthetic	7035
CLEVER1018	H	1024	615	870	3	1	2	1	-	125	300	non-marking synthetic	5012
CLEVER1019	I	1024	615	847	-	-	3	-	1	125	300	non-marking synthetic	7035+7016
CLEVER1020	I	1024	615	847	-	-	3	-	1	125	300	non-marking synthetic	5012
CLEVER1021	L	1024	615	1540	3	-	2	1	-	125	300	non-marking synthetic	7035
CLEVER1022	L	1024	615	1540	3	-	2	1	-	125	300	non-marking synthetic	5012
CLEVER1023	M	1024	615	1540	4	1	2	1	-	125	300	non-marking synthetic	7035
CLEVER1024	M	1024	615	1540	4	1	2	1	-	125	300	non-marking synthetic	5012
CLEVER1025	N	1024	615	1540	1	-	2	1	1	125	300	non-marking synthetic	7035+7016
CLEVER1026	N	1024	615	1540	1	-	2	1	1	125	300	non-marking synthetic	5012

CLEVER LARGE



ART.	W mm	D mm	H mm	KG	RAL
CLEVER1027	1024	615	1540	300	7035
CLEVER1028	1024	615	1540	300	5012

COMPOSED OF:

- 1 unassembled trolley without wheels
- 1 wooden WORKTOP
- 1 perforated back panel
- 1 pair of uprights for fastening the panel
- 2 perforated side panels
- 1 kit non-marking synthetic rubber wheels Ø 125 mm
- 1 roll holder kit with paper Ø 240/300 mm
- 2 kits of 10 magnets Ø 20 mm
- 1 bar mount with 3 Picking Box containers size 2
- 1 large reversible shelf
- 1 six-space spray-can holder
- 2 angled double silicone holder

CLEVER SMALL - LARGE COMPONENTS


UNASSEMBLED TROLLEY WITHOUT WHEELS


ART.	trolley	W mm	D mm	H mm	KG	RAL	
FCR10S0X208	SMALL	904	515	690	300	7035	
FCR10S0X204	SMALL	904	515	690	300	5012	
FCR11S0X208	LARGE	1024	615	690	300	7035	
FCR11S0X204	LARGE	1024	615	690	300	5012	



KIT WHEELS

ART.	Ø mm	KG	H mm	material			H mm
FKRD1002107	100	225	128	standard rubber	2	2	
FKRB1252107	125	300	155	standard rubber	2	2	
FKRU1252101	125	300	155	non-marking synthetic rubber	2	2	
FKRS1252101	125	750	155	elastic rubber	2	2	

 swivel wheel with brake

 fixed wheel




PERFORATED SIDE PANEL

ART.	W mm	D mm	H mm	for trolley	RAL	
FCR11140108	573	3	688	LARGE	7035	
FCR11140104	573	3	688	LARGE	5012	



PERFORATED BACK PANEL


ART.	W mm	D mm	H mm	for trolley	RAL	
FCR11150108	895	18	690	LARGE	7035	
FCR11150104	895	18	690	LARGE	5012	



CLEVER SMALL - LARGE COMPONENTS

PERFORATED BACK PANEL

ART.	W mm	D mm	H mm	for trolley	RAL
FCR11150108	895	18	690	LARGE	7035
FCR11150104	895	18	690	LARGE	5012



TO INSTALL THE PERFORATED PANEL IN THE UPPER PART OF THE TROLLEY IT IS NECESSARY TO ORDER THE PAIR OF UPRIGHTS.

PAIR OF UPRIGHTS FOR FASTENING THE PANEL

ART.	W mm	D mm	H mm	RAL
FCR10170139	35	45	690	7016



PAIR OF HINGED DOORS

ART.	W mm	D mm	H mm	for trolley	RAL
FCR11160108	890	23	690	LARGE	7035
FCR11160104	890	23	690	LARGE	5012



ADDITIONAL SURFACE FOR TROLLEY

ART.	W mm	D mm	H mm	KG	for trolley	RAL
FCR10120108	810	510	35	100	SMALL	7035
FCR10120104	810	510	35	100	SMALL	5012
FCR11120108	930	610	35	100	LARGE	7035
FCR11120104	930	610	35	100	LARGE	5012



CLEVER SMALL - LARGE COMPONENTS

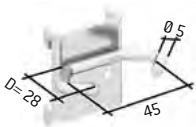


WOODEN WORKTOP WITH SUPPORTS

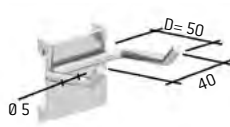
ART.	W mm	D mm	H mm	for trolley	KG
FCR11130100	930	610	25	LARGE	100

CABINET WITH 1 DRAWER

ART.	W mm	D mm	H mm	KG	RAL
FBG03S50C0001PD (IDEAONE06099)	500	607	210	25	7035+7016
FBG03S50C000104 (IDEAONE06035)	500	607	210	25	5012



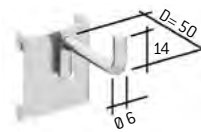
CMV10001
(IDEAONE05092)



CMV10016
(IDEAONE05093)



CMV10022
(IDEAONE05094)



CMV10036
(IDEAONE05095)

HOOKS

IRON TEAM

see page 62



FBL95410000
(IDEAONE05108)



FBLIT008039
(IDEAONE05216)



FBLIT004039
(IDEAONE05163)



FBLIT010039
(IDEAONE05220)



FBLIT013000
(IDEAONE05223)



FBLIT017039
(IDEAONE05205)

IRON TEAM ELECTRIC

see pages 68-70



FBLET012007
(IDEAONE05178)



FBLET004007
(IDEAONE05165)



FBLET005007
(IDEAONE05166)



FBLET016007
(IDEAONE05179)

CLEVER LARGE



ART.	W mm	D mm	H mm	KG	RAL
CLEVER1029	1024	615	1540	300	7035
CLEVER1030	1024	615	1540	300	5012

PATENTED*

COMPOSED OF:

- 1 trolley unassembled without wheels
- 1 wooden worktop with supports
- 2 perforated back panels
- 1 pair of uprights for fastening the panel
- 1 pair of hinged doors
- 2 perforated side panels
- 1 kit non-marking synthetic rubber wheels Ø 125 mm
- 1 roll holder kit with paper Ø 240/300 mm
- 2 kits of 10 magnets Ø 20 mm
- 2 large reversible shelves
- 1 six-space spray-can holder
- 1 bin with 30 l capacity
- 1 support for 2-socket multiplug
- 1 support for 4-socket multiplug
- 1 Schuko 2-socket multiplug
- 1 Schuko 4-socket multiplug
- 1 Wieland Schuko/FR connection cable



TROLLEY WITH BRAKE AND STEEL BASE

trolley					wheels						RAL
ART.	W mm	D mm	H mm	KG	∅	KG	material				
FCEP1052004 (IDEAONE08043)	1095	700	1000	500	200	205	standard rubber	1	1	2	5012

swivel wheel

swivel wheel with brake

fixed wheel



TROLLEY WITH BRAKE AND STEEL BASE

trolley					wheels						RAL
ART.	W mm	D mm	H mm	KG	∅	KG	material				
FCEB1050308 (IDEAONE08012)	1135	700	915	250	125	100	standard rubber	1	1	2	7035
FCEB1050304 (IDEAONE08005)	1135	700	915	250	125	100	standard rubber	1	1	2	5012

swivel wheel

swivel wheel with brake

fixed wheel



TROLLEY WITHOUT BRAKES AND STEEL BASE

trolley					wheels				RAL
ART.	W mm	D mm	H mm	KG	∅	KG	material		
FCR00210008 (IDEAONE08036)	555	445	845	150	100	75	standard rubber	4	
FCR00210004 (IDEAONE08035)	555	445	845	150	100	75	standard rubber	4	

fixed wheel

SMART


TROLLEYS FOR PICKING BOX - VISUAL BOX




EASY TO ASSEMBLE



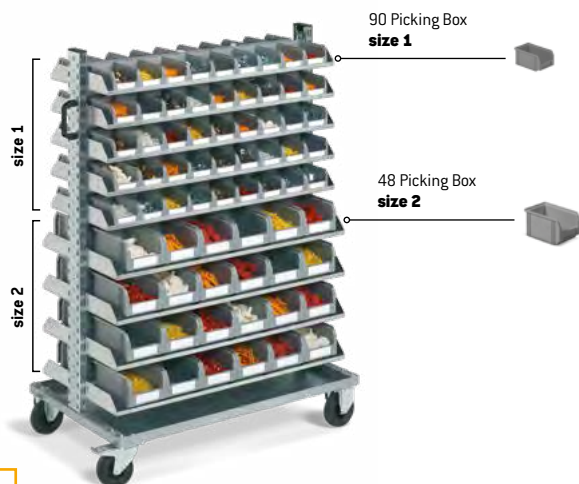
TROLLEY LOAD
CAPACITY 300 kg



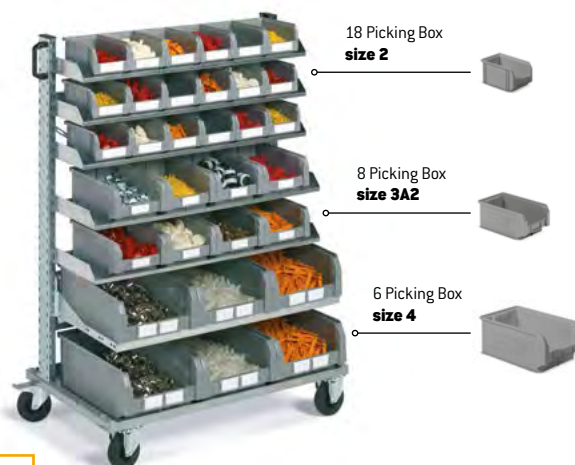
PERFORATED
UPRIGHT PITCH 38 mm



MODULAR



A



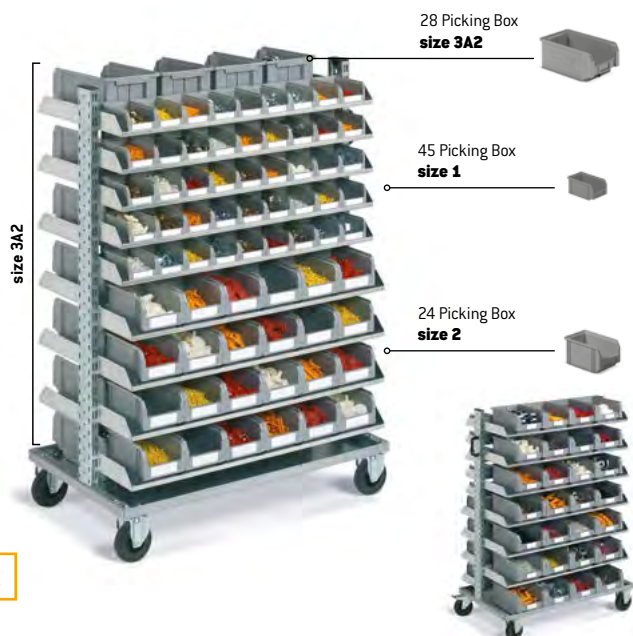
B

trolley						wheels						RAL
ART.	ref.	W mm	D mm	H mm	KG	∅	KG	material	↻	↻	⊘	
FLBB1026352 (IDEAONE11007)	A	1023	613	1430	300 (150 per side)	125	100	standard rubber	1	1	2	7000 + galvanised
FLBB1015352 (IDEAONE11273)	B	1023	613	1430	300	125	100	standard rubber	1	1	2	7000 + galvanised

↻ swivel wheel

↻ swivel wheel with brake

⊘ fixed wheel



C



D

trolley						wheels						RAL
ART.	ref.	W mm	D mm	H mm	KG	∅	KG	material	↻	↻	⊘	
FLBB1026452 (IDEAONE11275)	C	1023	613	1430	300 (150 per side)	125	100	standard rubber	1	1	2	7000 + galvanised
FLBB0735452 (IDEAONE11008)	D	725	613	1430	300 (150 per side)	125	100	standard rubber	1	1	2	7000 + galvanised

↻ swivel wheel

↻ swivel wheel with brake

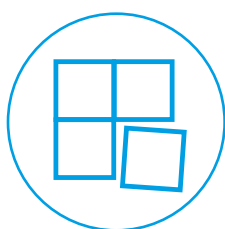
⊘ fixed wheel

ST

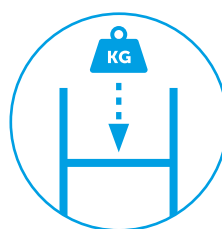
SHELVING



EASY TO ASSEMBLE



MODULAR



**SHELF LOAD
CAPACITY UP TO 300 kg**



**BAY LOAD
CAPACITY 2300 KG**



ART.	W mm	D mm	H mm	colour
ST2001	2100	500	2000	galvanised

COMPOSED OF:

- 3 sides with 3 cross pieces
- 2 kits of 5 slotted shelves 1000x500 mm



x 5

KIT OF 5 REINFORCEMENT SLOTTED SHELVES

ART.	B mm	colour
FUF20000199 (IDEAONE15039)	1000	galvanised

(increases the load capacity of slotted shelves up 300 kg)



x 5

KIT OF 5 SLOTTED SHELVES

ART.	W mm	D mm	H mm	KG	colour
FST10402099 (IDEAONE15036)	1000	400	35	120	galvanised
FST10502099 (IDEAONE15037)	1000	500	35	120	galvanised



ART.	W mm	D mm	H mm	colour
ST2601	2700	400	2000	galvanised

COMPOSED OF:

- 3 sides with 3 cross pieces
- 2 kits of pair of tyre-holder supports



x 6

KIT OF 3 PAIR OF TYRE-HOLDER SUPPORTS

ART.	B mm	colour
FST95900199 (IDEAONE15038)	1300	galvanised

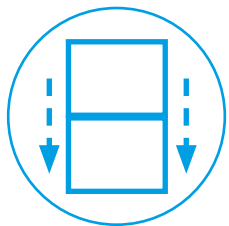


SIDE WITH CROSS PIECES


ART.	D mm	H mm	colour
FST02034099 (IDEAONE15034)	400	2000	galvanised
FST02035099 (IDEAONE15035)	500	2000	galvanised

STORAGE DOMINO

SHELVING



STACKABLE



WELDED STRUCTURE



UNIT LOAD CAPACITY UP
TO 1600 kg



ANTI-TIP STOP

STORAGE DOMINO

SHELVING WITH PLASTIC CONTAINERS



ART.	W mm	D mm	H mm	RAL
FED30440101	1025	310	885	7000

COMPOSED OF:

- 1 shelving
- 16 grey Picking Box containers size 3





ART.	W mm	D mm	H mm	RAL
FED40540101	1765	460	885	7000

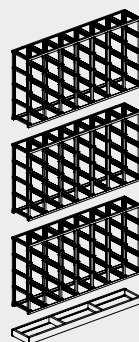
COMPOSED OF:

- 1 shelving
- 20 grey Picking Box containers size 4





STACKABILITY

stacked frames	 for each frames	 for each box
2	960	60
max 3	640	40



STACKABILITY

stacked frames	 for each frames	 for each box
max 3	1600	80

STORAGE DOMINO

SHELVING WITH METAL CONTAINERS



ART.	W mm	D mm	H mm	RAL
FED30440201	1025	310	885	7000

COMPOSED OF:

- 1 shelving
- 16 STEEL containers size 3



ART.	W mm	D mm	H mm	RAL
FED40540201	1765	460	885	7000


COMPOSED OF:

- 1 shelving
- 20 STEEL containers size 4



STACKABILITY

stacked frames	KG for each frames	KG for each box
2	960	60
max 3	640	40



STACKABILITY

stacked frames	KG for each frames	KG for each box
max 3	1600	80

STORAGE DOMINO

EMPTY SHELVING - COVER - BASE



EMPTY SHELVING

ART.	W mm	D mm	H mm	RAL	
FED30440A01 (IDEAONE19002)	1025	310	885	7000	



EMPTY SHELVING

ART.	W mm	D mm	H mm	RAL	
FED40540A01 (IDEAONE19005)	1765	460	885	7000	



DUST COVER

ART.	W mm	D mm	H mm	RAL	
FED90340001 (IDEAONE19003)	1020	315	20	7000	



DUST COVER

ART.	W mm	D mm	H mm	RAL	
FED90450001 (IDEAONE19004)	1765	465	20	7000	



BASE

ART.	W mm	D mm	H mm	RAL	
FED92340001 (IDEAONE19003)	1020	315	85	7000	

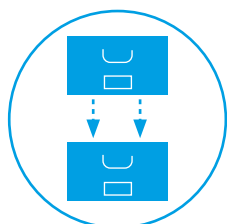


BASE

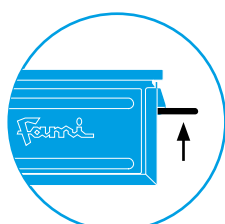
ART.	W mm	D mm	H mm	RAL	
FED92450001 (IDEAONE19006)	1765	465	85	7000	

STEEL

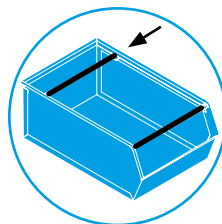
BOXES, CONTAINERS AND METAL CONTAINERS




STACKABLE



**90° LOCKING
HANDLE**



**LIFTING
CROSSPIECE**



STURDY

STEEL

METAL CONTAINERS



A



B



C



D



E

ART.	ref.	multiples	size	outer dimensions			inner dimensions			L	RAL
				L mm	D mm	H mm	L mm	D mm	H mm		
FLA33200A01	A	10	272-3A2	300	200	145	290	183	132	8,7	7000
FLA41200A01 <small>(IDEAONE13002)</small>	B	8	272-3	300	200	200	290	186	184	12	7000
FLA65200A01 <small>(IDEAONE13001)</small>	C	6	272-4	450	300	200	442	285	182	27	7000
FLA73200A01	D	4	272-4A5	450	300	300	440	280	278	40,5	7000
FLA89200A01	E	6	272-5	630	450	300	617	430	278	85	7000



STEEL

METAL CONTAINERS



A



B



C



D



E



F



G



H

ART.	ref.	multiples	size	outer dimensions			inner dimensions			L	RAL
				L mm	D mm	H mm	L mm	D mm	H mm		
FLS17000A01	A	20	1	95	160	75	86	138	66	1	7000
FLS25000A01	B	20	2	140	230	130	131	196	113	3,8	7000
FLS33000A01	C	10	3A2	200	350	145	181	298	135	9,4	7000
FLS41000A01 (IDEAONE13003)	D	8	3	200	350	200	185	300	184	12,5	7000
FLS49000A01	E	9	3P4	200	500	200	184	448	184	18	7000
FLS57000A01	F	8	4A2	300	500	145	281	448	135	20	7000
FLS65000A01 (IDEAONE13004)	G	6	4	300	500	200	284	448	185	28	7000
FLS73000A01	H	6	4A5	300	520	300	288	446	278	42	7000



LIFTING CROSSPIECE COMBINED
WITH 90° LOCKING HANDLE



I



L



M



N



O



P



Q

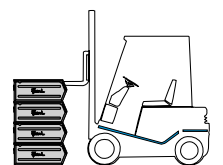


R

ART.	ref.	multiples	size	outer dimensions			inner dimensions			L	RAL
				L mm	D mm	H mm	L mm	D mm	H mm		
FLS81000A01	I	6	5P4	450	520	300	448	428	278	63	7000
FLS89000A01	L	6	5	450	700	300	630	428	278	88	7000
FLS65010A01	M	6	4	300	500	200	448	284	185	28	7000
FLS73010A01	N	4	4A5	300	520	300	446	288	278	42	7000
FLS81010A01	O	6	5P4	450	520	300	448	428	278	63	7000
FLS89010A01	P	4	5	450	700	300	630	428	278	88	7000
FLS81100A01	Q	4	5P4	450	520	300	448	428	248	63	7000
FLS89100A01	R	4	5	450	700	300	630	428	278	88	7000


SPECIAL APPLICATIONS

CONTAINERS WITH DOUBLE CROSSPIECE



picking system
with forklift truck

CONTAINERS WITH SLIDE



picking system
with forklift truck

STEEL

CONTAINERS



CONTAINER WITH OPENABLE BOTTOM WITH ROLLERS

ART.	L mm	D mm	H mm	KG	RAL
FML01210001	1000	800	1150	2000	7000



CONTAINER WITH OPENABLE BOTTOM WITH ROLLERS

ART.	L mm	D mm	H mm	KG	RAL
FML01110001	1000	800	800	2000	7000

CONTAINERS WITH OPENABLE BOTTOM WITH ROLLERS

Lifted with a forklift truck through the four handles welded onto the top edge, they can be used to dump material through the openable bottom with rollers (87% opening). They can be opened easily and safely through the lever placed on the 800 mm side, while they can be closed by means of a special device consisting of levers and steel rollers.



1.



2.



3.



4.



CONTAINER WITH HOPPER-TYPE FRONT OPENING

ART.	multiples	L mm	D mm	H mm	KG	RAL
FML05100A01	3	800	700	600	1000	7000



EURO BOX - NESTABLE BOX

PICKING BOX - VISUAL BOX

PLASTIC BOXES AND CONTAINERS



POLYPROPYLENE



ECOGREEN



ABS



POLYSTYRENE



POLYETHYLENE

EURO BOX 300x200 POLYPROPYLENE

SOLID BOTTOM



A

B

C

ART.	ref.	size	outer dimensions			inner dimensions			L	colour
			L mm	D mm	H mm	L mm	D mm	H mm		
FAXEB3212A05101 (IDEAONE09066)	A	3212	300	200	120	259	160	116	5	grey
FAXEB3217A05101 (IDEAONE09067)	B	3217	300	200	170	259	160	166	7	grey
FAXEB32HG005101 (IDEAONE09068)	C	-	300	200	-	-	-	-	-	grey

EURO BOX 400x300 POLYPROPYLENE

SOLID BOTTOM



A

B

C

D

E

ART.	ref.	size	outer dimensions			inner dimensions			L	colour
			L mm	D mm	H mm	L mm	D mm	H mm		
FAXEB4312A05101 (IDEAONE09061)	A	4312	400	300	120	355	255	116	10	grey
FAXEB4317A05101 (IDEAONE09062)	B	4317	400	300	170	355	255	166	15	grey
FAXEB4322A05101 (IDEAONE09063)	C	4322	400	300	220	355	255	216	20	grey
FAXEB4332A05101 (IDEAONE09064)	D	4332	400	300	325	355	255	321	30	grey
FAXEB43HG005101 (IDEAONE09065)	E	-	400	300	-	-	-	-	-	grey

EURO BOX 600x400 POLYPROPYLENE

SOLID BOTTOM



A



B



C



G



D



E



F

ART.	ref.	size	outer dimensions			inner dimensions			L	colour
			L mm	D mm	H mm	L mm	D mm	H mm		
FAXEB6412A05101 (IDEAONE10062)	A	6412	600	400	120	555	355	116	20	grey
FAXEB6417A05101 (IDEAONE10063)	B	6417	600	400	170	555	355	166	30	grey
FAXEB6422A05101 (IDEAONE10064)	C	6422	600	400	220	555	355	216	40	grey
FAXEB6428A05101 (IDEAONE10068)	D	6428	600	400	285	555	355	276	53	grey
FAXEB6432A05101 (IDEAONE10065)	E	6432	600	400	325	555	355	321	60	grey
FAXEB6443B05101 (IDEAONE10067)	F	6443	600	400	430	555	355	426	90	grey
FAXEB64HG005101 (IDEAONE10066)	G	-	600	400	-	-	-	-	-	grey



TROLLEY WITH HANDLE FOR EURO BOX

ART.	trolley				wheels				colour
	L mm	D mm	H mm	KG	Ø	material	swivel wheel		
FCP20110299	695	415	870	150	100	standard rubber	4	galvanised	

swivel wheel



TROLLEY FOR EUROBOX

ART.	trolley				wheels				colour
	L mm	D mm	H mm	KG	Ø	material	swivel wheel		
FCP20110199	615	415	170	150	100	standard rubber	4	galvanised	

swivel wheel

EURO BOX 800x600 POLYPROPYLENE

REINFORCED BOTTOM



A



B



C



D



E



F

ART.	ref.	size	outer dimensions			inner dimensions			L	colour
			L mm	D mm	H mm	L mm	D mm	H mm		
FAXEB8612C05101 (IDEAONE09069)	A	8612	800	600	120	755	555	101	49	grey
FAXEB8617C05101 (IDEAONE09070)	B	8617	800	600	170	755	555	151	69	grey
FAXEB8622C05101 (IDEAONE09071)	C	8622	800	600	220	755	555	201	90	grey
FAXEB8632C05101 (IDEAONE09072)	D	8632	800	600	325	755	555	306	130	grey
FAXEB8643C05101 (IDEAONE09073)	E	8643	800	600	430	755	555	411	175	grey
FAXEB86SE005101 (IDEAONE09074)	F	-	800	600	-	-	-	-	-	grey



WHEELS KIT

ART.	Ø	KG	H mm	material		
FKRD1002107 (IDEAONE09075)	100	75	128	standard rubber	2	2

swivel wheel with brake fixed wheel



SET OF SCREWS FOR FASTENING WHEELS ONTO FAMI EURO BOX

ART.	pcs per pack
FVT01380000	16

EURO BOX 400x300 ECOGREEN

SOLID BOTTOM



ART.	ref.	size	outer dimensions			inner dimensions			L	colour
			L mm	D mm	H mm	L mm	D mm	H mm		
FAXEB4312A05401 (IDEAONE09005)	A	4312	400	300	120	355	255	116	10	dark grey
FAXEB4317A05401 (IDEAONE09006)	B	4317	400	300	170	355	255	166	15	dark grey
FAXEB4322A05401 (IDEAONE09007)	C	4322	400	300	220	355	255	216	20	dark grey
FAXEB4332A05401 (IDEAONE09055)	D	4332	400	300	325	355	255	321	30	dark grey
FAXEB43HG005401 (IDEAONE09009)	E	-	400	300	-	-	-	-	-	dark grey

EURO BOX 600x400 ECOGREEN


SOLID BOTTOM



ART.	ref.	size	outer dimensions			inner dimensions			L	colour
			L mm	D mm	H mm	L mm	D mm	H mm		
FAXEB6412A05401 (IDEAONE10005)	A	6412	600	400	120	555	355	116	20	dark grey
FAXEB6417A05401 (IDEAONE10006)	B	6417	600	400	170	555	355	166	30	dark grey
FAXEB6422A05401 (IDEAONE10055)	C	6422	600	400	220	555	355	216	40	dark grey
FAXEB6432A05401 (IDEAONE10056)	D	6432	600	400	325	555	355	321	60	dark grey
FAXEB64HG005401 (IDEAONE10009)	E	-	600	400	-	-	-	-	-	dark grey

NESTABLE BOX LIGHT 600x400 POLYPROPYLENE

SOLID BOTTOM



ART.	ref.	size	outer dimensions			inner dimensions			L	colour
			L mm	D mm	H mm	L mm	D mm	H mm		
FAXNL6420B05101 (IDEAONE09076)	A	6420	600	400	200	453	336	197	32	grey
FAXNL6430B05101 (IDEAONE09077)	B	6430	600	400	300	453	336	297	50	grey
FAXNL6440B05101 (IDEAONE09078)	C	6440	600	400	400	453	336	397	70	grey
FAXNL64SE005101 (IDEAONE09079)	D	-	600	400	-	-	-	-	-	grey

PICKING BOX ECOGREEN



ART.	ref.	multiples	size	outer dimensions			inner dimensions			L	colour
				L mm	D mm	H mm	L mm	D mm	H mm		
FAXPBC001A05401 (IDEAONE11015)	A	50	1	102	168	75	88	134	65	1	dark grey
FAXPBC002A05401 (IDEAONE11025)	B	54	2	140	230	130	124	190	111	3,8	dark grey
FAXPBC3A2B05401 (IDEAONE11036)	C	21	3A2	200	350	145	182	285	130	9,4	dark grey
FAXPBC003B05401 (IDEAONE11035)	D	15	3	200	350	200	180	278	187	12,5	dark grey
FAXPBC004B05401 (IDEAONE11045)	E	10	4	300	500	200	281	435	186	28	dark grey

PICKING BOX POLYPROPYLENE



A



B



C



D



E

ART.	ref.	multiples	size	outer dimensions			inner dimensions			L	colour
				L mm	D mm	H mm	L mm	D mm	H mm		
FAXPBC001A05101 (IDEAONE11247)	A	50	1	102	168	75	88	134	65	1	grey
FAXPBC001A05102 (IDEAONE11248)	A	50	1	102	168	75	88	134	65	1	green
FAXPBC001A05103 (IDEAONE11249)	A	50	1	102	168	75	88	134	65	1	red
FAXPBC001A05104 (IDEAONE11250)	A	50	1	102	168	75	88	134	65	1	blue
FAXPBC001A05105 (IDEAONE11251)	A	50	1	102	168	75	88	134	65	1	yellow
FAXPBC002A05101 (IDEAONE11252)	B	54	2	140	230	130	124	190	111	3,8	grey
FAXPBC002A05102 (IDEAONE11253)	B	54	2	140	230	130	124	190	111	3,8	green
FAXPBC002A05103 (IDEAONE11254)	B	54	2	140	230	130	124	190	111	3,8	red
FAXPBC002A05104 (IDEAONE11255)	B	54	2	140	230	130	124	190	111	3,8	blue
FAXPBC002A05105 (IDEAONE11256)	B	54	2	140	230	130	124	190	111	3,8	yellow
FAXPBC3A2B05101 (IDEAONE11257)	C	21	3A2	200	350	145	182	285	130	9,4	grey
FAXPBC3A2B05102 (IDEAONE11258)	C	21	3A2	200	350	145	182	285	130	9,4	green
FAXPBC3A2B05103 (IDEAONE11259)	C	21	3A2	200	350	145	182	285	130	9,4	red
FAXPBC3A2B05104 (IDEAONE11260)	C	21	3A2	200	350	145	182	285	130	9,4	blue
FAXPBC3A2B05105 (IDEAONE11261)	C	21	3A2	200	350	145	182	285	130	9,4	yellow
FAXPBC003B05101 (IDEAONE11262)	D	15	3	200	350	200	180	278	187	12,5	grey
FAXPBC003B05102 (IDEAONE11263)	D	15	3	200	350	200	180	278	187	12,5	green
FAXPBC003B05103 (IDEAONE11264)	D	15	3	200	350	200	180	278	187	12,5	red
FAXPBC003B05104 (IDEAONE11265)	D	15	3	200	350	200	180	278	187	12,5	blue
FAXPBC003B05105 (IDEAONE11266)	D	15	3	200	350	200	180	278	187	12,5	yellow
FAXPBC4A2B05101	E	14	4A2	300	500	145	283	428	126	20	grey
FAXPBC4A2B05102	E	14	4A2	300	500	145	283	428	126	20	green
FAXPBC4A2B05103	E	14	4A2	300	500	145	283	428	126	20	red
FAXPBC4A2B05104	E	14	4A2	300	500	145	283	428	126	20	blue
FAXPBC4A2B05105	E	14	4A2	300	500	145	283	428	126	20	yellow



F



G



H



I

ART.	ref.	multiples	size	outer dimensions			inner dimensions			L	colour
				L mm	D mm	H mm	L mm	D mm	H mm		
FAXPBC004B05101 (IDEAONE11267)	F	10	4	300	500	200	281	435	186	28	grey
FAXPBC004B05102 (IDEAONE11268)	F	10	4	300	500	200	281	435	186	28	green
FAXPBC004B05103 (IDEAONE11269)	F	10	4	300	500	200	281	435	186	28	red
FAXPBC004B05104 (IDEAONE11270)	F	10	4	300	500	200	281	435	186	28	blue
FAXPBC004B05105 (IDEAONE11271)	F	10	4	300	500	200	281	435	186	28	yellow
FAXPBC4A5B05101	G	6	4A5	300	500	300	284	424	284	42	grey
FAXPBC4A5B05102	G	6	4A5	300	500	300	284	424	284	42	green
FAXPBC4A5B05103	G	6	4A5	300	500	300	284	424	284	42	red
FAXPBC4A5B05104	G	6	4A5	300	500	300	284	424	284	42	blue
FAXPBC4A5B05105	G	6	4A5	300	500	300	284	424	284	42	yellow
FAXPBZ5P4E05101	H	-	5P4	450	520	300	434	432	275	63	grey
FAXPBZ5P4E05102	H	-	5P4	450	520	300	434	432	275	63	green
FAXPBZ5P4E05103	H	-	5P4	450	520	300	434	432	275	63	red
FAXPBZ5P4E05104	H	-	5P4	450	520	300	434	432	275	63	blue
FAXPBZ5P4E05105	H	-	5P4	450	520	300	434	432	275	63	yellow
FAXPBZ005E05101	I	-	5	450	700	300	434	615	275	88	grey
FAXPBZ005E05102	I	-	5	450	700	300	434	615	275	88	green
FAXPBZ005E05103	I	-	5	450	700	300	434	615	275	88	red
FAXPBZ005E05104	I	-	5	450	700	300	434	615	275	88	blue
FAXPBZ005E05105	I	-	5	450	700	300	434	615	275	88	yellow



LONGITUDINAL PLASTIC DIVIDER

ART.	multiples	for boxes size	L mm	H mm	colour
FAXPBDC3A207107 (IDEAONE09082)	10	3A2	300	105	black
FAXPBDC00307107 (IDEAONE09080)	10	3	305	160	black
FAXPBDC00407107 (IDEAONE09081)	10	4	460	160	black



BLACK



GREY



GREEN



RED



BLUE



YELLOW



LITERS CAPACITY

VISUAL BOX ABS - POLYSTYRENE

ABS STRUCTURE - POLYSTYRENE DRAWERS



A



B



C



D



E



F

ART.	ref.	multiples	outer dimensions			inner dimensions			colour
			L mm	D mm	H mm	L mm	D mm	H mm	
FAXVBCH00900001 (IDEAONE12001)	A	2	600	69	77	55	45	49	grey + transparent
FAXVBCH00600001 (IDEAONE12002)	B	2	600	98	112	81	64	72	grey + transparent
FAXVBCH00500001 (IDEAONE12003)	C	-	600	141	164	99	100	110	grey + transparent
FAXVBCH00400001 (IDEAONE12004)	D	-	600	174	206	128	130	135	grey + transparent
FAXVBCH00300001 (IDEAONE12005)	E	-	600	209	240	184	146	164	grey + transparent
FAXVBCH00200001 (IDEAONE12006)	F	-	600	311	353	610	325	365	grey + transparent



EMPTY WALL SHELVING FOR VISUAL BOX CHESTS OF DRAWERS

ART.	L mm	D mm	H mm	RAL
FVBSW1500000001 (IDEAONE12007)	600	41	1500	7000
FVBSW1950000001 (IDEAONE12011)	600	41	1950	7000

BASE FOR SHELVING

ART.	L mm	D mm	H mm	RAL
FVBSBASE00000001 (IDEAONE12014)	600	300	100	7000




MAT POLYETHYLENE

NON-SLIP MATS



CLOSED NON-SLIP MAT

ART.	L mm	D mm	H mm	colour
FAXSMTC08004001	800	400	25	dark grey
FAXSMTC08004006	800	400	25	brick red



OPEN NON-SLIP MAT

ART.	L mm	D mm	H mm	colour
FAXSMTA08004001	800	400	25	dark grey
FAXSMTA08004006	800	400	25	brick red



JOINING PIECE FOR MAT

ART.	L mm	D mm	H mm	colour
FAXSMRC04001205	400	120	25	yellow




CORNER ELEMENT FOR MAT

ART.	L mm	D mm	H mm	colour
FAXSMAN01201205	120	120	25	yellow




GALVANISED CLIP

ART.	colour
FAXSMCLO0000099	galvanised



FAMI SHOP



Se vuoi acquistare da un rivenditore autorizzato Fami o sei un privato [clicca qui!](#)

Arredamenti metallici in vendita online

Scopri gli arredamenti metallici professionali per magazzino, officina, industria e ufficio in vendita su Fami Shop!



E-COMMERCE AVAILABLE FOR ITALY ALONE

VIRTUAL SHOW ROOM



THE DIGITAL EVOLUTION OF FAMI SUPPORTS YOU AT ALL TIMES.

Visit the virtual showroom to:

View up close all the new additions and our best-sellers in a 3D version;
Obtain product-related information through graphics, 360° images and short videos;

A dedicated newsletter will inform you whenever the showroom is periodically updated with different products and new additions each time.

GENERAL CONDITIONS OF THE CONTRACTUAL WARRANTY OFFERED BY FAMI

Dear Customer,

Every Fami Srl product that you purchase is accompanied by a contractual warranty (the "Warranty") that is regulated in accordance with the terms and procedures specified below.

1. RECITALS

1.1 In the Conditions that follow, the terms specified below shall have the following meaning:

a) Seller: Fami Srl;

b) Customer: any party (physical person, company, body or legal entity) that purchases the Seller's Products;

c) Product(s): the goods manufactured, assembled and/or marketed by the Seller, excluding Products under the Store Van brand.

2. SCOPE OF THE WARRANTY

2.1 Fami Srl guarantees that the Products are free from faults and conform to the technical specifications declared by the Seller.

2.2 It is agreed that the dimensions of Products are to be understood as taking into account the margins of operating tolerances existing on the market, with reference to the type, quantity and quality of the Products. The Seller, therefore, does not guarantee the Products' compliance with particular specifications or technical characteristics or their suitability for particular uses other than those indicated in the technical specifications stated by Fami Srl and provided in the user and maintenance manual, unless such characteristics have been expressly agreed in the sales contract.

2.3 If Product defects are reported by the Customer and subsequently confirmed, the Customer will be entitled to have the Product repaired free of charge or, if repair is impossible or prohibitively expensive, the free replacement of the Product, at the sole discretion of the Seller and with the exclusion of any further or different obligation on the part of Fami Srl.

2.4 The Warranty does not affect the rights provided by Legislative Decree No. 206 06/09/2005, as amended and supplemented (the "Consumer Code"), if the Customer qualifies as a "consumer". Such rights therefore remain intact.

3 WARRANTY APPLICATION CONDITIONS

3.1 To activate the Warranty, the Customer must inform Fami Srl, within the time limits stated in articles 4 and 5 below, of any defects found, by submitting a Complaint (the "Complaint") containing the information specified in art. 5 below.

3.2 Once the Complaint has been made, the Customer must immediately refrain from using the defective Product(s).

3.3 Upon receipt of the Complaint, the Seller shall make every effort to ascertain the existence, nature and extent of the defects and to verify the timeliness of the Complaint pursuant to art 5 below. For these purposes, the Customer must make the defective Product(s) available for inspection, including through sending photographic documentation or the use of videoconferencing systems. The Product will be repaired by the Seller at its own premises or branch, or at the premises of an authorised dealer. The Seller reserves the right to repair the Product at the Customer's premises. If necessary, the Customer will be required to send, at its expense, the defective Product to one of the above locations, as indicated by the Seller, notwithstanding the provisions of the Consumer Code. The Seller shall send the new Product or the repaired Product to the Buyer and shall bear the shipping costs.

3.4 The repair of a defective Product shall be carried out within a reasonable time in relation to the extent of the defect.

4. DURATION – COVERAGE PERIOD

4.1 The Product Warranty will have a duration of 10 years starting from the Product delivery date, except in the case of marketed products, electronic components, software and wear parts, which have a warranty of 12 months starting from the delivery date of the parts. Please note that "delivery date" is understood as the date on which the Products leave the Fami Srl warehouses for delivery to the Customer, unless otherwise provided for in the sales contract.

4.2 For repaired or replaced Products, the warranty begins again for 12 months from repair or replacement. Overall, therefore, the duration of the Warranty for Products repaired or replaced by the Seller is a maximum of 11 years or, in the case of marketed products, electronic components, software and wear parts, a maximum of 24 months from the beginning of the duration of the Warranty referred to in article 4.1 above.

4.3 Upon expiry of the term referred to in article 4.1 above, the right of recourse provided for by art. 131 of the Italian Consumer Code, when applicable, shall be considered as time-barred and inadmissible.

5. SUBMISSION TIME LIMITS AND PROCEDURES

5.1. During the period of validity of the Warranty, any complaints relating to the state of the packaging, quantities, number or external features of the Products (faults and defects not hidden and visible from the outside) must be specified by the Buyer on the delivery note, and the Transport Document must be signed, indicating the words "reserving all specific rights". No later than 2 (two) working days from receipt of the Products, the Customer must send the Seller, in an email to: assistenza@famispa.it, a copy of the delivery note and related photographic evidence, providing detailed information on the condition of the Products and the nature of the defects found.

5.2. Any complaints relating to defects not detectable by careful inspection at the time of receipt of the Products (faults and hidden defects) must be submitted to the Seller, under penalty of forfeiture, within and no later than 7 (seven) days from the date of discovery of the defect, via certified email to: pec@pec.famispa.it, specifying the precise product code, the batch (if available), the date of delivery and nature of the defect.

6. EXCLUSIONS AND LIMITATION OF LIABILITY

6.1 The warranty does not apply to products whose defects are due to: a) transport operations; b) non-compliance with measures that are part of normal maintenance practices; negligent and careless use; c) failure to follow the Seller's instructions for the use and/or storage of the product; d) failure to comply with the installation norms, and/or any other indications or instructions shown on the technical notes supplied with the product if the Seller has not already directly performed the installation; e) tampering, maintenance in general, adjustments attempted by the Customer or by persons not authorised by the Seller; f) abnormal use and/or misuse of the Product, placement of the Product in damp, excessively hot, cold, dusty or harmful environments (with chlorine, lacquers, paints or other chemicals and/or toxic agents present) or in any environments not suitable for the proper storage of the Products, insofar as such circumstances have not been reported to the Seller before the purchase of the Products and the Seller has guaranteed the Products' tolerability of such environments; g) worsening of the damage caused by the Customer's use of the Products after the defects have been detected; h) use of spare parts, components and accessories that are not original or not recommended by the Seller (replacement or repair of non-original parts cannot be requested) and damage caused to the Product by the use of such parts; i) anomalies or defective functioning of the power supply; l) corrosion, incrustations or breakages caused by stray current loads, condensation, aggression or acidity of water, improperly performed descaling treatments, sludge or lime deposits; m) unforeseeable circumstances, force majeure circumstances such as, by way of non-exhaustive example, frost, overheating, fire, theft, natural events (such as, for example, hail, tornadoes, lightning, floods, earthquakes), vandalism, accidents and other similar events.

6.2 The Warranty shall not be applicable if the selling price of the Products has not been fully paid, with the proviso that, if the payment is to be made by instalments, the Warranty shall be immediately applicable and shall remain so as long as the instalments are paid on time.

6.3 The Seller shall not be liable for any damage that may, directly or indirectly, be caused to persons, things or animals as a consequence of non-compliance with all the instructions in the installation, use and maintenance booklet.

6.4 The Seller declines all responsibility for indirect damage caused by the defectiveness of a Product such as, by way of non-exhaustive example, production stoppages or failure to ship or transfer the Product to third parties.

6.5 In any case, the Seller's liability may not exceed the amount paid by the Customer for the individual sales contract, the content of which has given rise to the circumstances regarding a possible claim for damages and/or compensation.

6.6 The Products must be used only for the purposes specified and in compliance with safety regulations, in accordance with the instructions shown in the installation, use and maintenance manual provided by the Seller; if the Customer uses or resells the Products purchased and/or the Products from the Seller for any other purposes, they do so at their own risk and peril, with all consequent liability. In this case, the Seller's contractual and/or extra-contractual liability is excluded both for any direct or indirect damage also suffered by third parties and is excluded also in the case of poor maintenance, improper use, failure to observe safety rules and other conditions; the Customer shall also hold the Seller harmless from costs and/or liabilities that may arise against him.

7. COMPETENT COURT AND APPLICABLE LAW

7.1 Any disputes arising from or related to these General Conditions of Warranty and/or individual Contracts such as, by way of non-exhaustive example, disputes relating to their existence, validity, interpretation, effectiveness or execution, shall be resolved exclusively by the Court of Vicenza, even if the Contract contains international elements, without prejudice to the mandatory regulations of the Consumer Code.

7.2 These General Conditions of Warranty are entirely governed by and shall be interpreted under Italian law, even if the Contract has international elements, with the express exclusion of the 1980 Vienna Convention.

GENERAL CONDITIONS OF SALE

1. Definitions

1.1 Pursuant to the Conditions herein, the terms specified below shall have the following meaning:

- a) Seller: Fami Srl;
- b) Buyer: any company, body or legal entity that purchases the Seller's products;
- c) Products: the goods manufactured, assembled and/or marketed by the Seller;
- d) Order: each proposal for the purchase of Products submitted by the Buyer to the Seller;
- e) Order Confirmation: the Seller's written acceptance of the Order;
- f) Contract: the sale concluded between the Seller and the Buyer at the time of the Buyer's receipt of the Order Confirmation;
- g) Parties: the Seller and Buyer jointly;
- h) Trademarks: all the trademarks of which the Seller is the owner or licensee;
- i) Intellectual property rights: all intellectual and/or industrial property rights of Fami Srl, including, without limitation, the rights relating to patents for inventions, designs or models, utility models, trademarks, know-how, technical specifications, data and software, regardless of whether or not such rights are recorded, as well as any application or registration relating to those rights and to any other right or form of protection of a similar nature or having equivalent effect.

2. General provisions

- 2.1 These General Conditions of Sale [hereinafter the "Conditions"] form an integral part of the Contracts concluded between the Seller and the Buyer for the supply of Products.
- 2.2 The Conditions have effect between Fami Srl [hereinafter "Fami"] and the Buyer without the need for an express reference thereto or a specific agreement to that effect. Any different condition or term applies only if confirmed in writing by the Seller.
- 2.3 The Seller reserves the right to amend, supplement or delete any provision of these General Conditions of Sale at any time and to give notification of the changes through the dedicated page of the company website, provided that such additions, amendments or deletions apply to all Sales concluded from the 15th day after the communication [via publication on the web site or via the newsletter or any correspondence sent in writing] of the new Conditions of Sale to the Purchaser.
- 2.4 Any reference to commercial terms [such as EXW, DPA, DPU, DDP, etc.] is to be understood as referring to the Incoterms® of the International Chamber of Commerce, included in the text in force on the date of conclusion of the Contract.

3. Field of application

- 3.1 These General Conditions of Sale [hereinafter the "Conditions"] apply to all contracts [whether concluded by phone, fax, email or website], unless otherwise expressly agreed in writing by the Parties, and form an integral and substantial part of every Order and Order Confirmation, even if not expressly mentioned.
- 3.2 The Buyer may not invoke or object to Conditions other than the Conditions herein. Therefore, any conditions specified in writing by the Buyer in the Order, or in any other phase of the contractual negotiation including after the Order Confirmation, as well as any general conditions of purchase of the Buyer, shall not be valid. Any written or verbal condition sent by collaborators, employees, agents or representatives of the Seller has no effect unless reproduced in the text of the Order Confirmation or unless confirmed in writing by the Seller. In this regard, the partial or complete execution of the Order by Fami or any other fulfilment thereof in respect of the Buyer shall not be valid and cannot be interpreted as tacit or implicit acceptance of any general condition of contract that has not been explicitly signed by Fami.
- 3.3 The Conditions are valid only for contractual relations between Fami and professional operators, so Legislative Decree No. 206 of 6 September 2005 [Consumer Code], as amended, is not applicable.

4. Offers and Orders

- 4.1 The offers made by the Seller are not to be considered binding. The information in catalogues, brochures and price lists are not binding for the Seller, who reserves the right to make any changes to the Products and their prices. Therefore, the Seller shall be considered solely bound by the information in the Order Confirmation.
- 4.2 Each Order sent by the Buyer, either directly to Fami or through the agents or representatives of the Seller, is understood as an irrevocable purchase offer that will remain effective for 30 (thirty) days from the date of its regular receipt by the Seller, unless waived by explicit declaration from time to time.
- 4.3 The Buyer's submission of the Order implies that he or she has fully read and acknowledged all the Conditions herein, which shall therefore be understood as fully accepted by the Purchaser without limitations or reservations.
- 4.4 Orders and/or changes to Orders made verbally or by phone must be confirmed in writing by the Buyer. Otherwise, the Seller shall not be responsible for any errors or misunderstandings.
- 4.5 The Seller expressly reserves the right to evaluate any Order without being bound accept it.
- 4.6 Orders duly accepted by the Seller via the Order Confirmation cannot be cancelled by the Buyer without the written consent of the Seller.

5. Conclusion of the Contract

- 5.1 The Contract may be considered concluded only after the sending of an Order Confirmation by Fami [via email, fax or other equivalent electronic means] for each individual Order. In any case, the issue of the invoice by the Seller or the execution of the order by the Seller will be considered as confirmation.
- 5.2 If the Order Confirmation contains additions, limitations or other changes to the Order, the Buyer's assent to these changes will be deemed tacitly given unless written notification is sent to the Seller within two working days of their receipt of the Order.
- 5.3 Changes and additions requested by the Buyer after the conclusion of the Contract will have no value and effect unless the Seller accepts them in writing, with possible clarification of the new delivery time, price and payment method.
- 5.4 All Contracts are always considered concluded at the registered offices of Fami Srl in Italy, 36027 Rosà (Vi), Via Stazione Rossano 13.

6. Prices

- 6.1 The prices of the Products shall be those specified in the Seller's price list in force at the time the Order is finalised or, if the Product is not included in the price list or the price list is not available, those specified in the Order Confirmation.
- 6.2 The prices of the products will be those indicated in the Order Confirmation and, unless otherwise agreed, are understood as applicable to goods delivered ex works [EXW]. These prices, unless stated otherwise in the Order Confirmation, do not include the costs and expenses of special packaging, shipping, insurance and transportation from the Seller's premises, any expenses, taxes or duties relating to the sale of the Products, including the costs of all customs formalities [by way of non-exhaustive example: customs duties, taxes and other charges for the exportation of the Products], which shall be borne by the Buyer.
- 6.3 The Seller reserves the right to make a price adjustment in the event of a change in [a] the Contract, requested by the Buyer after the conclusion thereof and accepted by the Seller, and in [b] the type of delivery, material or execution of the Products due to the incompleteness or inaccuracy of the information and/or documentation provided by the Buyer.

7. Terms of payment

- 7.1 At the time of conclusion of the Contract, the Seller may ask the Buyer to pay a deposit of 30% of the value of the supply order. The Parties may agree in any case the payment of a different confirmation deposit, subject to prior written agreement in the Contract.
- 7.2 In the event of non-payment of the deposit, the Contract, where applicable, shall be considered terminated ipso jure and the Seller may demand payment of any amounts accrued as at that time, in addition to compensation for any financial and non-financial damages and costs, including legal costs where incurred.
- 7.3 Where the terms of payment are not specified in the Contract, the payment must be made by bank transfer within 30 days from the end of month invoice date. The payment shall be considered effected when the amount becomes available to the Seller at its bank in Italy. If the Parties have agreed on advance payment without further specifications, it is assumed that the advance payment refers to the entire price of the Products included in the supply order. In the case of delivery in instalments, the Buyer shall pay the appropriate amount for each delivery batch, unless otherwise agreed in writing in the Contract.
- 7.4 Payments must be made in the agreed currency and any banking fees or commissions owed in connection with the payment will be fully borne by the Buyer.
- 7.5 In the case of partial non-payment or delayed payment by the Buyer, the Seller shall have, without prejudice to all other rights, the right to suspend further deliveries even if they were due under separate contracts and to demand immediate and full payment of all the goods ordered and to postpone its deliveries for a period equivalent to the delay in payment, whatever the amount may be, until the payment and related interest on arrears has been settled.
- 7.6 Such non-payments and late payments shall give the Seller the right to recognition and payment, in its favour, of the interest on arrears pursuant to Legislative Decree No. 231/2002, in addition to costs, including legal costs, which may be considered necessary for the recovery of the sums due to the Seller for any reason.
- 7.7 Failure to pay even a single invoice will result in the Seller having the right to terminate any Contract concluded with the Buyer pursuant to art. 1456 of the Italian Civil Code and to suspend the processing or delivery of any other order supply in progress, without prejudice, in any case, to full compensation for any damage resulting from the Buyer's non-fulfilment or delay. Any delays in the processing of orders or in deliveries, caused by previous suspensions of production due to non-payments by the Buyer do not constitute non-fulfilment by the Seller.
- 7.8 Any claims or disputes shall not give the Buyer the right to suspend or delay payments.

8. Delivery terms

- 8.1 The delivery time shall be that indicated in the Order Confirmation and, unless otherwise agreed, shall be understood as ex-works [EXW] from the Seller's plant. If requested and expressly agreed in writing in the Contract, Fami shall take care of the transportation of the Products, at the risk, cost and expense of the Buyer. Any transport costs shall be borne by the Buyer and shall not affect shipment risks, which shall continue to be borne by the Buyer at the latest upon delivery of the Products to the first carrier.

- 8.2. The delivery of the Products must take place within the time specified in the Contract, calculated in working days, with the specification that delivery times are purely indicative and are not essential terms and, in any case, do not include transport times. The Seller shall, therefore, not be responsible for any delay in delivery for any reason.
- 8.3. If the Buyer asks the Seller for a change in the delivery time, the request must be made in writing and the Buyer must in any case settle the payment for the order supply within the terms indicated in article 7 of these Conditions. The only costs excluded are those for storage, delivery, assembly, disassembly and installation, which must be paid within the new agreed delivery date.
- 8.4. Upon receipt of the notice of goods ready for shipment, the Buyer must collect the goods within 10 (ten) days. Otherwise, the Products may be stored outdoors, with the Seller being released from any liability and all guarantees being forfeited in favour of the Seller; the Buyer shall bear any handling and storage costs incurred by the Seller, which may also, at its discretion, have the Products placed in storage at the Buyer's expense.
- 8.5 The Seller shall be entitled to issue a regular invoice within 10 (ten) days from the notice of goods ready for shipment.
- 8.6 In the case of delayed pick-up of the prepared goods for any reason not dependent on the will of the Seller, the delivery shall be deemed to have been made ten days after the communication of the notice of goods ready for shipment. In this case the Seller shall have the right to issue an invoice and to claim fulfilment of the agreed terms of payment and may carry out the packaging, transport or storage of the goods at the Buyer's expense, without prejudice to compensation for any damage suffered, including for warehousing, safekeeping and storage of goods.
9. Warranty and complaints
- 9.1. The rules for the Warranty offered by the Seller are set out in the General Conditions of Warranty document viewable at www.famisp.com on the site and, with regard solely to Products under the Store Van brand, in the General Conditions of Warranty document viewable at www.storevan.com.
- 9.2 At the time of receipt of the Products, the Buyer must inspect the Products in the presence of the carrier entrusted with delivery, in order to check for any defects visible from the outside (such as, by way of non-exhaustive example, the quantities and packaging of the Products or the Products' conformity with the indications of the Order Confirmation).
- 9.3 Any complaints relating to packaging, quantities, number or external features of the Products (faults and defects not hidden and visible from the outside) must be specified by the Buyer on the delivery note and the Transport Document must be signed, indicating the words "reserving all specific rights". No later than 2 (two) working days from receipt of the Products, the Buyer shall send the Seller, in an email to: assistenza@famisp.it, a copy of the delivery note and related photographic evidence, providing detailed information on the condition of the Products and the nature of the defects found.
- 9.4 Without prejudice to the duration of the Warranty offered by the Seller, any claims for defects not detectable by careful inspection at the time of receipt of the Products (faults and hidden defects) must be submitted to the Seller, under penalty of forfeiture, within and no later than 7 (seven) days from the date of discovery of the defect, via certified email to: pec@pec.famisp.it, specifying the product code, the batch (if available), the date of delivery and nature of the defect.
- 9.5 Any Product for which no objection has been raised in accordance with the procedures and terms indicated above shall be considered approved and accepted by the Buyer.
- 9.6 In no case shall the Seller's agents, customers or intermediaries have the power to represent and commit the Seller to any binding obligations to the Buyer or other third parties. To this end, any communication relating to faults or defects of the Products shall be invalid and ineffective if made to the agents, customers or intermediaries of the Seller, or in any form or manner other than those indicated above.
10. Retention of Title
- 10.1 The Products remain the property of the Seller until the date on which the Purchaser has paid the full price of the Products and all sums due to the Seller.
- 10.2 If in the Buyer's country of domicile it is necessary, for the validity of the Seller's retention of title, to ensure the completion of administrative or legal formalities, including, without any limitation, the registration of the Products in public registers or the affixing of special seals on the Products, the Purchaser hereby agrees to cooperate with the Seller to carry out all the necessary acts to obtain the valid right, including with respect to third parties, to the retention of title.
11. Force Majeure
- 11.1 Both the Buyer and Fami may suspend the performance of their contractual obligations when said performance becomes impossible or unreasonably burdensome due to an unforeseeable impediment that is not under their control, such as, by way of non-exhaustive example, strikes, epidemics and/or pandemics, boycotts, lockouts, fires, wars, riots and revolutions, requisitions, embargoes or power cuts.
- 11.2 The Party wishing to invoke this clause must immediately inform the other Party in writing, by certified email, of the occurrence and cessation of the of force majeure circumstances.
- 11.3 If the suspension due to force majeure lasts more than eight weeks, each Party shall have the right to terminate the Order, subject to 10 days' notice, to be conveyed to the other in writing, by registered letter with return receipt or by certified email.
- 11.4 In any case, it is understood that the Seller will be entitled to receive payment for any Products already delivered, in addition to reimbursement of any expenses already incurred.
12. Change in the Buyer's financial situation
- 12.1 Fami shall be entitled to suspend the fulfilment of the obligations arising from the supply of the Products in the event that the Buyer's financial situation becomes such as to seriously endanger the Buyer's ability to pay, unless a suitable guarantee is given. It is understood that the Seller will be entitled to receive payment for any Products already delivered, in addition to the reimbursement of any expenses already incurred.
13. Intellectual property rights
- 13.1 Intellectual Property Rights are the total and exclusive property of the Seller and their communication or use within the scope of these Conditions does not constitute, in relation to them, any right or claim on the part of the Buyer. The latter undertakes not to perform any act incompatible with the ownership of the Intellectual Property Rights.
- 13.2 The Buyer declares that: a) the Seller is the exclusive owner of the Trademarks; b) it shall refrain from using and registering marks that are similar to and/or confusable with the Trademarks; c) it shall use the Trademarks only in accordance with the Seller's instructions and only for the purposes set out in these Conditions.
14. Competent court and applicable law
- 14.1 Any disputes arising from or related to these General Conditions of Sale and/or individual Contracts such as, by way of non-exhaustive example, disputes relating to their existence, validity, interpretation, effectiveness or execution, shall be resolved exclusively by the Court of Vicenza, even if the Contract contains international elements.
- 14.2 Notwithstanding the above, the Seller in any case has the right to bring the dispute before the competent court at the place of the Buyer's registered offices.
- 14.3 These General Conditions of Sale and/or each individual Contract are entirely governed by and shall be interpreted under Italian law, even if the Contract has international elements, with the express exclusion of the 1980 Vienna Convention.
15. Privacy policy
- 15.1. The Buyer declares that it has have received all the information provided in accordance with art. 13 of EU Regulation No. 2016/679 (GDPR) and gives its consent to the processing of personal data for the purposes referred to in these general conditions of sale and to be aware that in relation to the data supplied, it is may exercise the rights provided by Legislative Decree 196/2003 and by Regulation EU No. 2016/679 (GDPR). The Seller declares that the controller of the data collected is Fami Srl, with registered offices in Rosà (VI), Via Stazione Rossano 13, VAT No. and tax code 03498610249.
16. Compliance with Law 231/2001
- 16.1 The Buyer acknowledges that Fami Srl has adopted and implements an Organisation, Management and Control Model pursuant to Legislative Decree 231/01, along with the related Code of Ethics and Disciplinary System, details of which can be viewed on the company website www.famisp.com. The Buyer endorses the principles of the aforementioned Organisation, Management and Control Model and its annexes, and undertakes to comply with its contents, principles and procedures and, in general, to refrain from any conduct that may constitute any of the offences specified in Legislative Decree 231/01, as amended, and included in the aforementioned Organisation, Management and Control Model. The Buyer also undertakes to comply with, and to ensure its employees' compliance with, all the principles stated in said documentation and the behavioural protocols provided by our organisation, pursuant to Legislative Decree 231/2001 and the annexes to this contract. Any breach of the rules provided by the aforementioned documents shall constitute a serious breach of contract.
17. Final Provisions
- 17.1 Should one of the Parties fail to take legal action or exercise their rights under these Conditions, such acquiescent conduct cannot be interpreted as a final waiver of such legal action or the exercising of such rights in the future.
- 17.2 The sale of Products by Fami to the Buyer does not give the latter any exclusive territorial right nor does it allow the Buyer to take on the status of distributor or dealer for Fami.
- 17.3 The partial or total invalidity of individual provisions of these Conditions shall not affect the validity of the remaining provisions.

PATENTS

Some of the components are protected by a European design model and/or an industrial invention patent.

CLEVER LARGE



WWW.FAMISPA.COM


VIA STAZIONE ROSSANO 13
36027 ROSÀ (VICENZA) ITALIA

TEL. +39 0424 58 54 55
FAX +39 0424 58 54 70

E-MAIL: INFO@FAMISPA.IT

RESELLER STAMP

COBOTEC **20** AN
ENGINEERING de experienta

 0213221238

 office@cobotec.ro

 www.cobotec.ro

 CATTED Business Park Chitila -
Hala 11 Soseaua Centura
Bucuresti, Km 62 Chitila Jud Ilfov
Cod Postal 077045