

APPLITEC
SWISS TOOLING



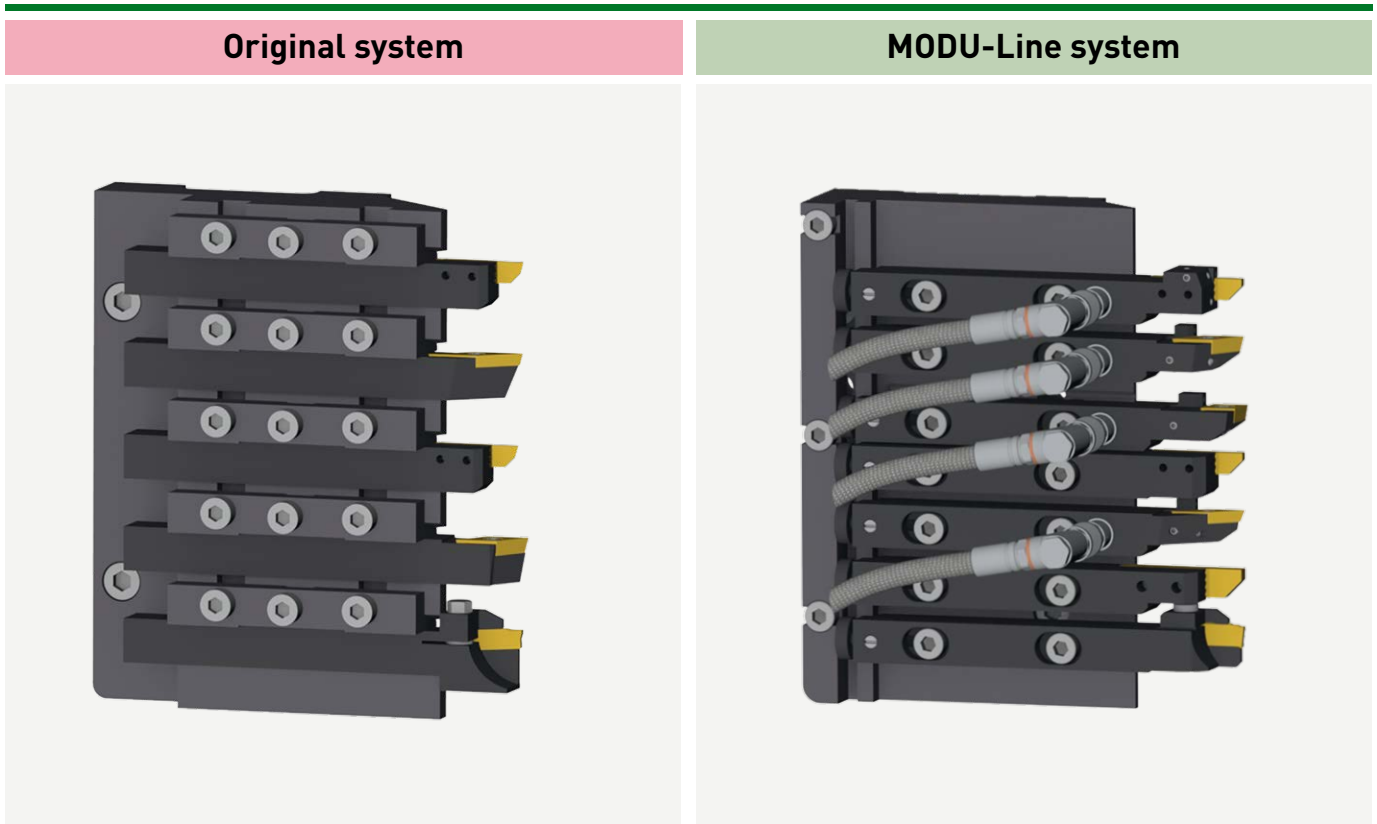
MODU-LINE



MODU-LINE



- Système d'outils modulaires**
- Modulares Werkzeugsystem**
- Modular tooling system**



Système d'outils modulaires
pour tours automatiques


Modulares Werkzeugsystem
für Langdrehautomaten

Modular tooling system for
sliding headstock automatic lathes


Les avantages

Die Vorteile

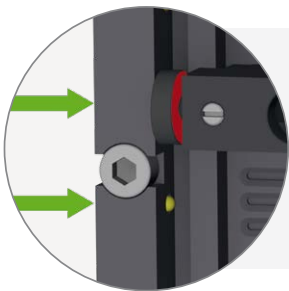
The advantages



Plus d'outils disponibles
Höhere Werkzeuganzahl
More available tools



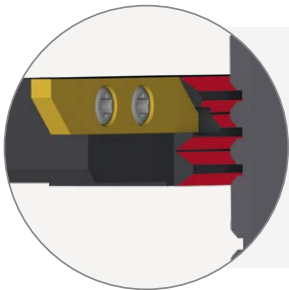
Système d'arrosage efficace
Effizientes Kühlmittelzufuhrsystem
Efficient coolant supply system



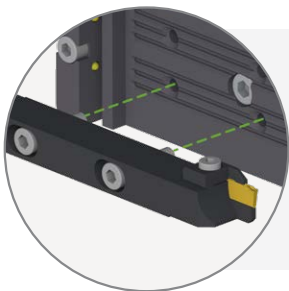
Repositionnement précis, poussée axiale automatique
Präzise Nachpositionierung, automatischer Axialschub
Precise repositioning, automatic axial thrust



Possibilité de pré réglage et de réglage de la longueur des outils
Voreinstellbar auf feste oder einstellbare Länge
Presetting on fixed or adjustable length



Système de fixation robuste et rigide
Robustes und starres Spannsystem
Strong and stable clamping system



Changement d'outil simple et rapide
Einfacher und schneller Werkzeugwechsel
Easy and quick tool replacement

Adaptations disponibles pour les machines suivantes:
 Verfügbare Anpassungen für folgende Maschinen:
 Available adapters for the following machines:

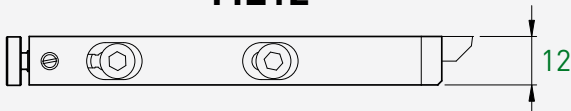
**Citizen - Hanwha -
 Manurhin - Metafil -
 Star - Tornos - Tsugami**

> **6**

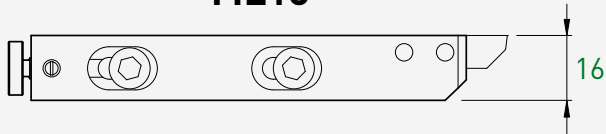
Porte-outils
 Halter
 Holders

INFO > 58

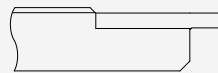
ML12



ML16



Right cut




- TOP-Line > 62
- TURN-Line > 63
- ISO-Line > 64
- EVOCUT-Line > 66
- CUT-Line > 67
- PRO-Line > 68
- ECO-Line > 68
- IN-Line > 69
- TOOLING-Line > 71

Cut off line




- TOP-Line > 72
- TURN-Line > 74
- ISO-Line > 75
- EVOCUT-Line > 76
- CUT-Line > 77
- PRO-Line > 78
- ECO-Line > 79

Modules d'arrosage et de serrage
 Kühlmittelzufuhr- und Spannelemente
 Coolant and clamping supply unit



> **80**

Banc de pré réglage
 Voreinstellgerät
 Presetting device



> **82**

Pièces de rechange
 Ersatzteile
 Spare parts



> **84**

Adaptations disponibles pour les machines suivantes

Verfügbare Anpassungen für folgende Maschinen

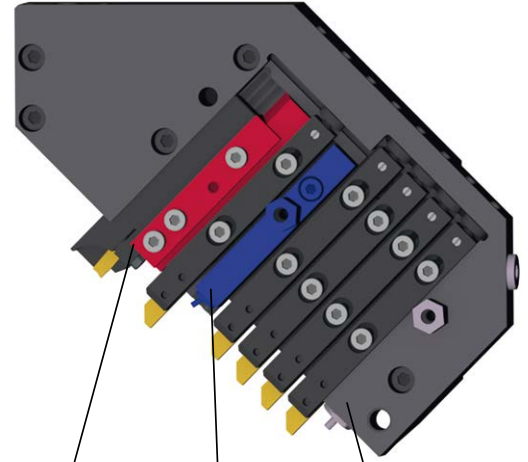
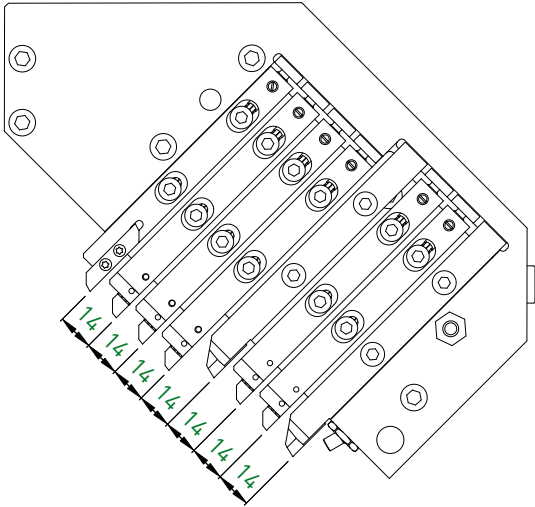
Available adapters for the following machines

Fabricant Hersteller Manufacturer	Machine Maschine Machine	Adaptations Anpassungen Adapters	Type Typ Type	Page Seite Page	
Citizen	C12/C16	ML12-CITIZEN-C16	ML12	6	
	L12-1M7	ML12-CITIZEN-L12-1M7		7	
	L12-2M10	ML12-CITIZEN-L12-2M10		8	
	M16V/VIII	ML12-CITIZEN-M16V/VIII		9	
	R04			ML12-CITIZEN-R04-QTF3101-3T	12
				ML12-CITIZEN-R04-QTF5008-4T	10
				ML12-CITIZEN-R04-QTF5108-4T	
	R07			ML12-CITIZEN-R07-QTF4008-5T	13
				ML12-CITIZEN-R07-QTF4108-6T	
				ML12-CITIZEN-R07-QTF4208-3T	14
				ML12-CITIZEN-R07-QTF4608-4T	
	K16	ML16-CITIZEN-K16		ML16	15
L20	ML16-CITIZEN-L20	16			
L20E	ML16-CITIZEN-L20E	17			
Hanwha	XD20M	ML12-HANWHA-XD20M	ML12	18	
	SL12/16	ML16-HANWHA-SL12/16	ML16	19	
Manuhrin	KMX 426/526/626	ML16-KMX26-DUO	ML16	20	
		ML16-KMX26-JET			
Metafil	D10	ML12-D10-3T	ML12	21	
Star	SB12RG	ML12-STAR-SB-12RG	ML12	22	
	SR10-J	ML12-STAR-SR-10J		23	
	SW12RII			ML12-STAR-SW-12RII-2T	24
				ML12-STAR-SW-12RII-8T	
	SA-12/SA16/SA16R	ML16-STAR-SA-16	ML16	25	
	SB16	ML16-STAR-SB-16		26	
	SB16/20RG	ML16-STAR-SB-16/20RG		27	
	SB20C/E	ML16-STAR-SB-20		28	
	SR20J	ML16-STAR-SR-20J		30	
	SR-16R/SR20R/SR20RII			ML16-STAR-SR-20R	29
				ML16-STAR-SR-20RII	30
	SR20RIII			ML16-STAR-SR-20RIII	31
				ML16-STAR-SR-20RIV-2T	
	SR20RIV	ML16-STAR-SR-20RIV-6T		31	
	SR32J	ML16-STAR-SR-32J		32	
	SV12/20	ML16-STAR-SV-12/20		33	
SW20R		ML16-STAR-SW-20R-2T		34	
		ML16-STAR-SW-20R-6T			

Adaptations disponibles pour les machines suivantes
Verfügbare Anpassungen für folgende Maschinen
Available adapters for the following machines

Fabricant Hersteller Manufacturer	Machine Maschine Machine	Adaptations Anpassungen Adapters	Type Typ Type	Page Seite Page
Tornos	DEC07/10 - EvoDECO 10	ML12-DEC010-DUO	ML12	35
		ML12-DEC010-JET		
	SWISS-NANO /SWISS-NANO 7	ML12-SWISS-NANO-2T		38
		ML12-SWISS-NANO-3T		
		ML12-SWISS-NANO-6T		
	SWISS-NANO 7	ML12-SWISS-NANO-4T		39
	DT13	ML12-DT13-2020206-9T		40
	CT20	ML12-CT20-2020019-7T		41
	GT13	ML12-GT13-390224-5T		42
		ML12-GT13-390223-7T		
	DEC013- EvoDECO16	ML16-DEC013-DUO	ML16	48
		ML16-DEC013-JET		
	DEC020/26 - EvoDECO20/32	ML16-DEC020-DUO		49
		ML16-DEC020-JET		
	SIGMA20/32	ML16-S20-DUO		50
		ML16-S20-JET		
	ST26	ML16-SWISS-ST26-DUO		51
		ML16-SWISS-ST26-JET		
DT26	ML16-DT26-2020206-7T	52		
GT26	ML16-GT26-386210-5T	44		
	ML16-GT26-386209-6T			
GT32	ML16-GT32-389210-4T	46		
	ML16-GT32-389209-5T			
Tsugami	B074	ML12-B074-1-6T	ML12	53
	B075	ML12-B075-1-8T		54
	P034	ML12-P034-1-5T		55
		ML12-P034-1-7T		56
		ML12-P034-2-4T		55
		ML12-P034-2-10T		56


- + 2 outils (max 8)
- + 2 Werkzeuge (max 8)
- + 2 tools (max 8)



Outil \varnothing 12 mm possible avec module de serrage
 Werkzeug \varnothing 12 mm mit Spannelement möglich
 Tool \varnothing 12mm possible with clamping unit

Module d'arrosage (prend la place d'un outil)
 Kühlmittelzufuhrelement (nimmt den Platz eines Werkzeuges)
 Coolant supply unit (takes the place of one tool)

Arrosage intégré
 Integrierter Kühlmittel
 Integrated coolant

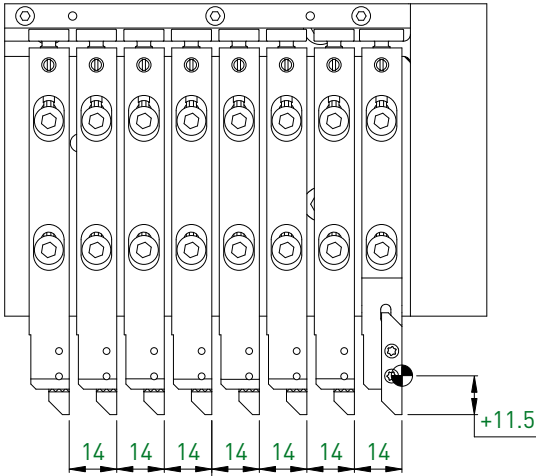


Support de base Grundhalter Base holder		Citizen C12 / C16		Accessoires Zubehöre Accessories	
Art. N°	Porte-outils Halter Holders	Pages Seiten Pages	Module de serrage Spannelement Clamping unit	Module d'arrosage Kühlmittelzufuhrelement Coolant supply unit	Page Seite Page
ML12-CITIZEN-C16	ML12	> 62	ML12-FIX-12/14	ML12-JET-5/16	80

Citizen L12-1M7

- + 2 outils (max 8)
- + 2 Werkzeuge (max 8)
- + 2 tools (max 8)

ML12

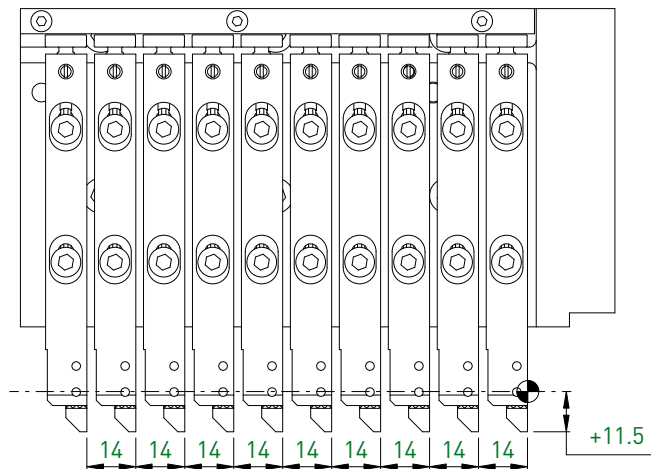


Support de base Grundhalter Base holder			Accessoires Zubehöre Accessories		
Art. N°	Porte-outils Halter Holders	Pages Seiten Pages	Module de serrage Spannelement Clamping unit	Module d'arrosage Kühlmittelezufuhrelement Coolant supply unit	Page Seite Page
ML12-CITIZEN-L12-1M7	ML12	> 62	-	ML12-JET-5/16	80

Citizen L12-2M10

- + 3 outils (max 10)
- + 3 Werkzeuge (max 10)
- + 3 tools (max 10)

ML12

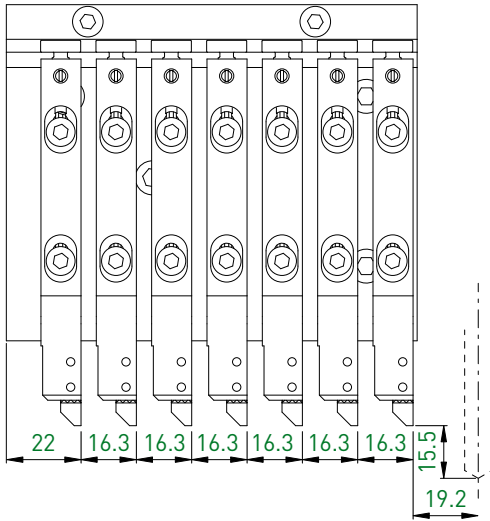


Support de base Grundhalter Base holder		Accessoires Zubehöre Accessories			
Citizen L12-2M10		Module de serrage Spannelement Clamping unit		Module d'arrosage Kühlmittelzufuhrelement Coolant supply unit	
Art. N°	Porte-outils Halter Holders	Pages Seiten Pages		Page Seite Page	
ML12-CITIZEN-L12-2M10	ML12	> 62	-	ML12-JET-5/16	80

Citizen M16 V/VIII

- + 2 outils (max 7)
- + 2 Werkzeuge (max 7)
- + 2 tools (max 7)

ML12


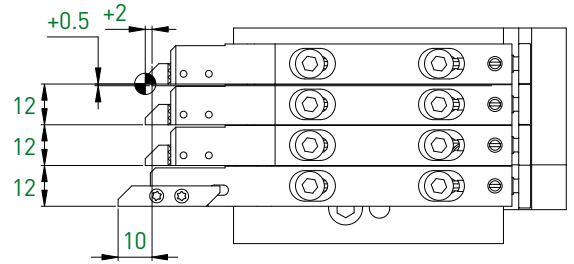
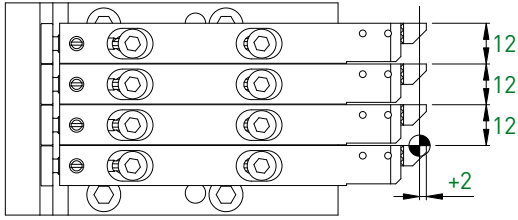


Support de base Grundhalter Base holder		Citizen M16 V/VIII		Accessoires Zubehöre Accessories		
Art. N°	Porte-outils Halter Holders	Pages Seiten Pages	Module de serrage Spannelement Clamping unit	Module d'arrosage Kühlmittelzufuhrelement Coolant supply unit	Page Seite Page	
ML12-CITIZEN-M16V/VIII	ML12	> 62	-	ML12-JET-5/16	80	

Citizen R04

- + 1 outil (max 8)
- + 1 Werkzeug (max 8)
- + 1 tool (max 8)

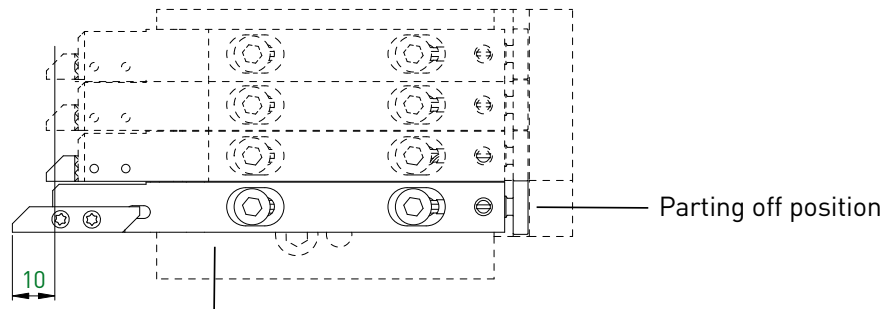
ML12



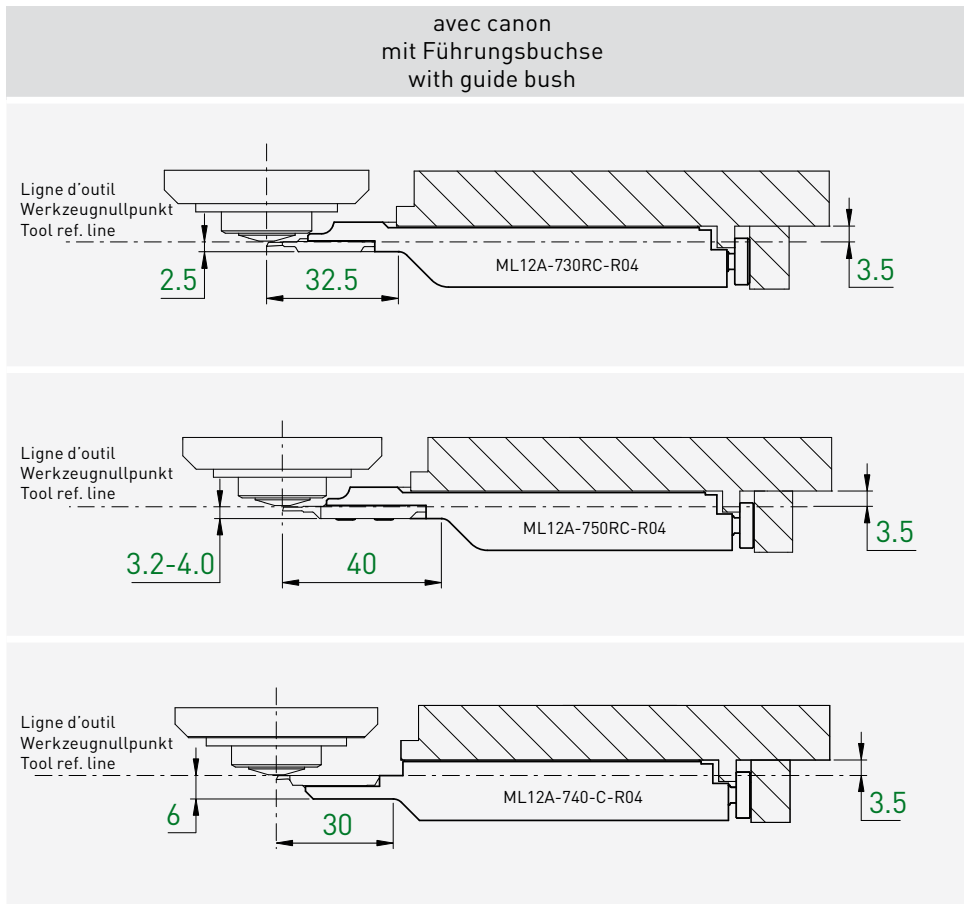
ML12-CITIZEN-R04-QTF5008-4T

ML12-CITIZEN-R04-QTF5108-4T

Support de base Grundhalter Base holder		Citizen R04		Accessoires Zubehöre Accessories		
Type Typ Type	Art. N°	Porte-outils Halter Holders	Pages Seiten Pages	Module de serrage Spannelement Clamping unit	Module d'arrosage Kühlmittelzufuhrelement Coolant supply unit	Page Seite Page
4T	ML12-CITIZEN-R04-QTF5008-4T	ML12	> 62	-	ML12-JET-5/16	80
	ML12-CITIZEN-R04-QTF5108-4T					

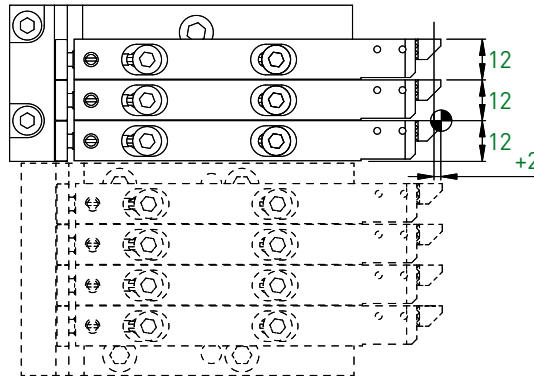


ML12-CITIZEN-R04-QTF5108-4T



Type de machine Maschinen-Typ Type of machine	Porte-outils Halter Holders	Art. N°	Plaquettes Wendeplatten Inserts	Pages Seiten Pages
Citizen R04	ML12	ML12A-730RC-R04	731R... / 731RSF	> TOP-Line TOP-Watch
		ML12A-750RC-R04	751R... / 751RDSF	
		ML12A-740-C-R04	741 / 741SF	

- + 3 outils (max 3)
- + 3 Werkzeuge (max 3)
- + 3 tools (max 3)

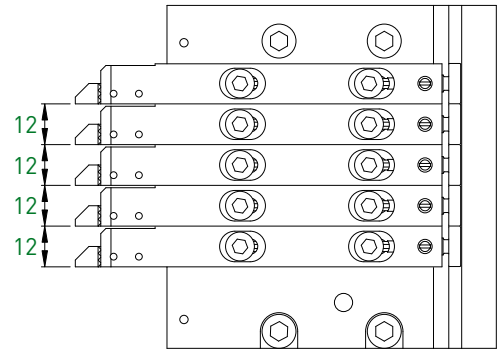
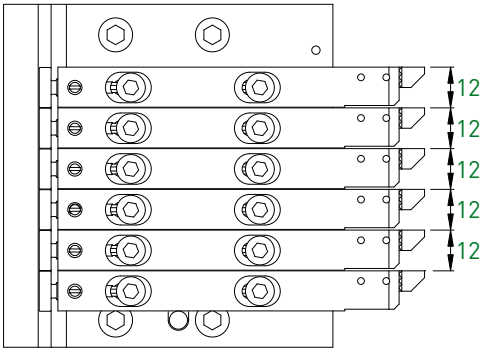


Support de base Grundhalter Base holder		Citizen R04		Accessoires Zubehöre Accessories		
Art. N°	Porte-outils Halter Holders	Pages Seiten Pages	Module de serrage Spannelement Clamping unit	Module d'arrosage Kühlmittelezufuhrelement Coolant supply unit	Page Seite Page	
ML12-CITIZEN-R04-QTF3101-3T	ML12	> 62	-	ML12-JET-5/16	80	

Citizen R07

- + 1 outil (max 11)
- + 1 Werkzeug (max 11)
- + 1 tool (max 11)

ML12

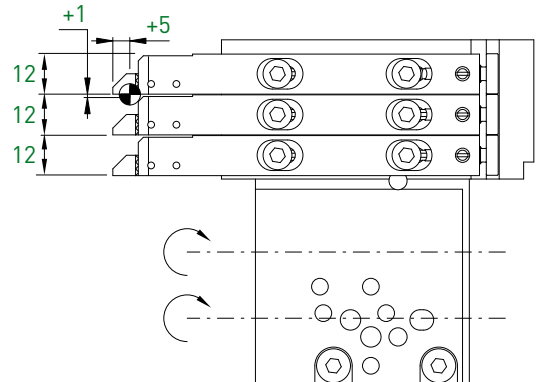
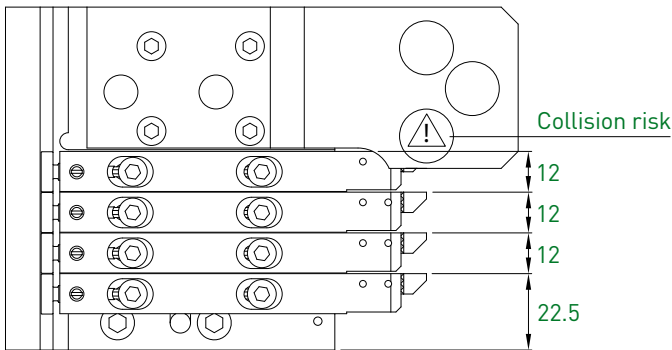


ML12-CITIZEN-R07-QTF4108-6T

ML12-CITIZEN-R07-QTF4008-5T

Support de base Grundhalter Base holder		Citizen R07		Accessoires Zubehöre Accessories		
Type Typ Type	Art. N°	Porte-outils Halter Holders	Pages Seiten Pages	Module de serrage Spannelement Clamping unit	Module d'arrosage Kühlmittelzufuhrelement Coolant supply unit	Page Seite Page
5T	ML12-CITIZEN-R07-QTF4008-5T	ML12	> 62	-	ML12-JET-5/16	80
6T	ML12-CITIZEN-R07-QTF4108-6T					

- + 1 outil (max 7)
- + 1 Werkzeug (max 7)
- + 1 tool (max 7)



ML12-CITIZEN-R07-QTF4608-4T

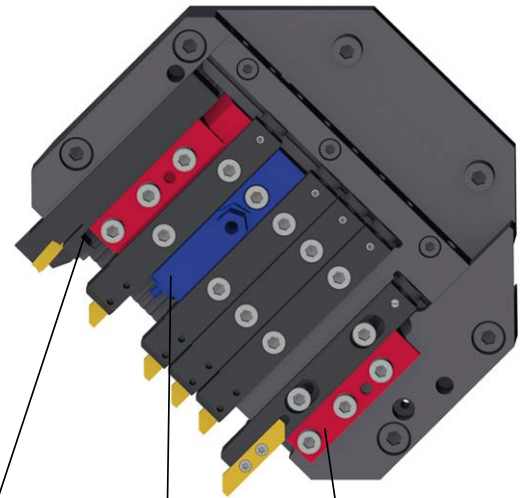
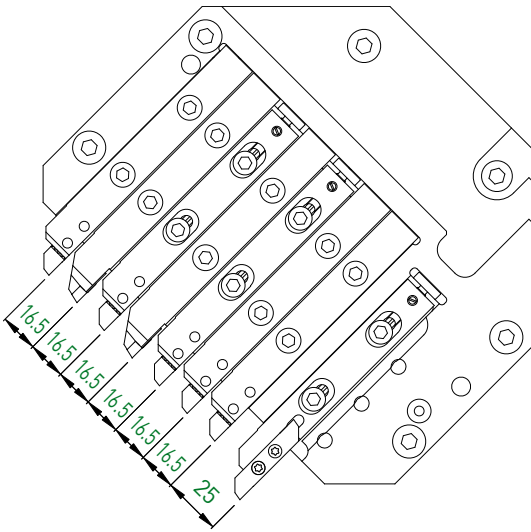
ML12-CITIZEN-R07-QTF4208-3T

Support de base Grundhalter Base holder		Citizen R07		Accessoires Zubehöre Accessories		
Type Typ Type	Art. N°	Porte-outils Halter Holders	Pages Seiten Pages	Module de serrage Spannelement Clamping unit	Module d'arrosage Kühlmittelezufuhrelement Coolant supply unit	Page Seite Page
3T	ML12-CITIZEN-R07-QTF4208-3T	ML12	> 62	-	ML12-JET-5/16	80
4T	ML12-CITIZEN-R07-QTF4608-4T					

Citizen **K12 / K16**
K12E / K16E

+ 2 outils (max 8)
+ 2 Werkzeuge (max 8)
+ 2 tools (max 8)


ML16



Outil \varnothing 16 mm possible avec module de serrage
Werkzeug \varnothing 16 mm mit Spannelement möglich
Tool \varnothing 16 mm possible with clamping unit


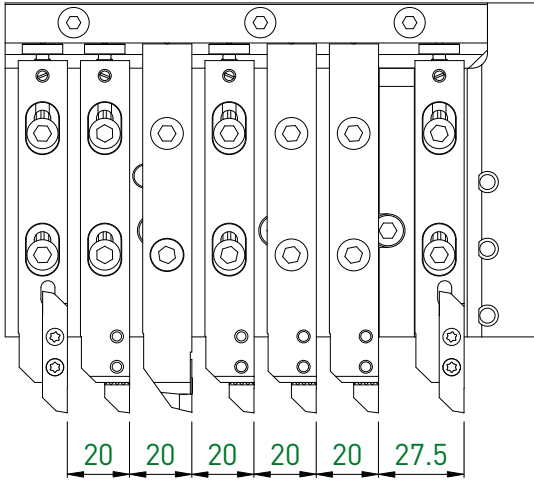
Module d'arrosage (prend la place d'un outil)
Kühlmittelzufuhrelement (nimmt den Platz eines Werkzeuges)
Coolant supply unit (takes the place of one tool)

1 serrage ML16-FIX-16 pour outil \varnothing 16 mm inclus
1 Spannung ML16-FIX-16 für Werkzeug \varnothing 16 mm inbegriffen
1 clamping ML16-FIX-16 for tool \varnothing 16 mm included



Support de base Grundhalter Base holder			Accessoires Zubehöre Accessories		
Art. N°	Porte-outils Halter Holders	Pages Seiten Pages	Module de serrage Spannelement Clamping unit	Module d'arrosage Kühlmittelzufuhrelement Coolant supply unit	Page Seite Page
ML16-CITIZEN-K16	ML16	> 62	ML16-FIX-16/16.5	ML16-JET-7/16	80

- + 1 outil (max 7)
- + 1 Werkzeug (max 7)
- + 1 tool (max 7)



Module d'arrosage (prend la place d'un outil)
 Kühlmittelzufuhrelement (nimmt den Platz eines Werkzeuges)
 Coolant supply unit (takes the place of one tool)

- 1 serrage ML16-FIX-16 pour outil \square 16 mm inclus
- 1 Spannung ML16-FIX-16 für Werkzeug \square 16 mm inbegriffen
- 1 clamping ML16-FIX-16 for tool \square 16 mm included

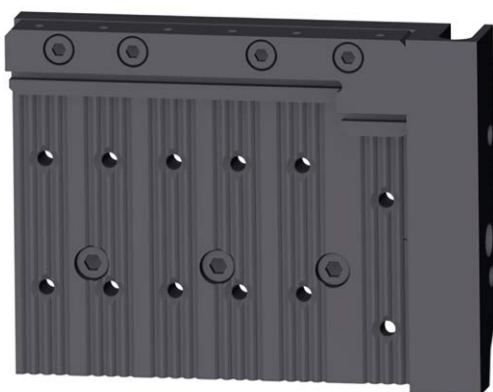
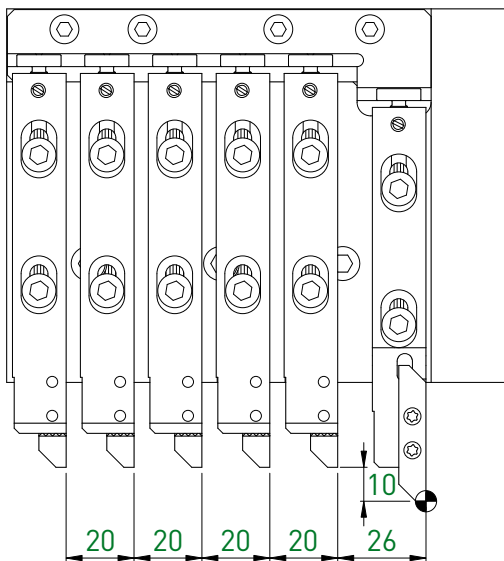


Support de base Grundhalter Base holder		Citizen L16 / L20		Accessoires Zubehöre Accessories	
Art. N°	Porte-outils Halter Holders	Pages Seiten Pages	Module de serrage Spannelement Clamping unit	Module d'arrosage Kühlmittelzufuhrelement Coolant supply unit	Page Seite Page
ML16-CITIZEN-L20	ML16	> 62	-	ML16-JET-7/16	80

Citizen L20E

- + 1 outil (max 6)
- + 1 Werkzeug (max 6)
- + 1 tool (max 6)

ML16

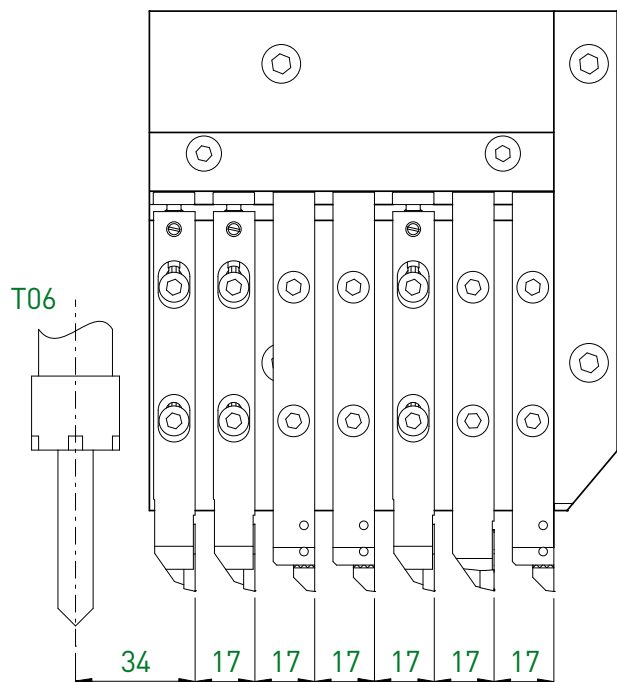


Support de base Grundhalter Base holder			Accessoires Zubehöre Accessories		
Art. N°	Porte-outils Halter Holders	Pages Seiten Pages	Module de serrage Spannelement Clamping unit	Module d'arrosage Kühlmittelzufuhrelement Coolant supply unit	Page Seite Page
ML16-CITIZEN-L20E	ML16	> 62	-	ML16-JET-7/16	80

Hanwha XD20M

- + 2 outils (max 7)
- + 2 Werkzeuge (max 7)
- + 2 tools (max 7)

ML12

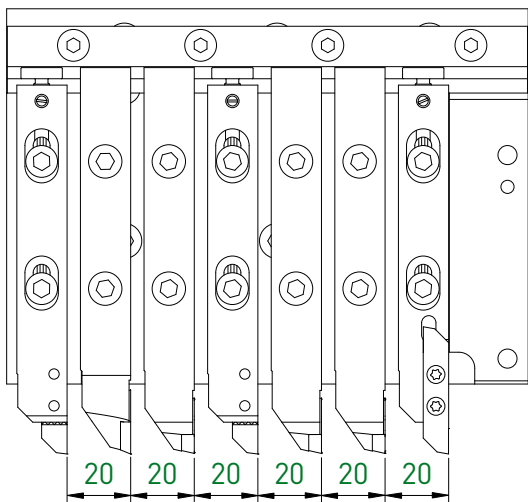


Support de base Grundhalter Base holder		Hanwha XD20M		Accessoires Zubehöre Accessories	
Art. N°	Porte-outils Halter Holders	Pages Seiten Pages	Module de serrage Spannelement Clamping unit	Module d'arrosage Kühlmittelezufuhrelement Coolant supply unit	Page Seite Page
ML12-HANWHA-XD20M	ML12	> 62	-	ML12-JET-5/16	80


Hanwha SL12 / 16

- + 1 outil (max 7)
- + 1 Werkzeug (max 7)
- + 1 tool (max 7)

ML16



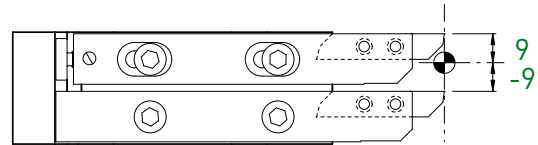
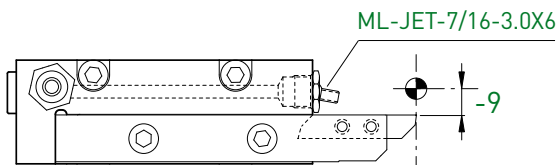
Support de base Grundhalter Base holder			Accessoires Zubehöre Accessories		
Art. N°	Porte-outils Halter Holders	Pages Seiten Pages	Module de serrage Spannelement Clamping unit	Module d'arrosage Kühlmittelezufuhrelement Coolant supply unit	Page Seite Page
ML16-HANWHA-SL12/16	ML16	> 62	-	ML16-JET-7/16	80



Jet



Duo






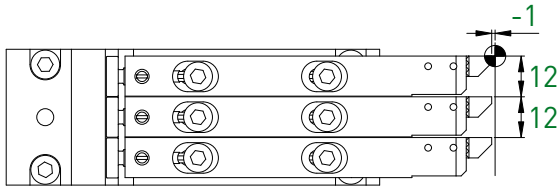
Jet



Duo

Support de base Grundhalter Base holder		Manurhin KMX 426/526/626 Swing 20-26 mm		Accessoires Zubehöre Accessories		
Type Typ Type	Art. N°	Porte-outils Halter Holders	Pages Seiten Pages	Module de serrage Spannelement Clamping unit	Module d'arrosage Kühlmittelezufuhrelement Coolant supply unit	Page Seite Page
Jet	ML16-KMX26-JET	ML16	> 62	-	ML-JET-7/16...	80
Duo	ML16-KMX26-DUO				ML16-JET-7/16	

	D3	+ 1 outil (max 3)		
	Metafil D10	+ 1 Werkzeug (max 3)		ML12
	D13	+ 1 tool (max 3)		

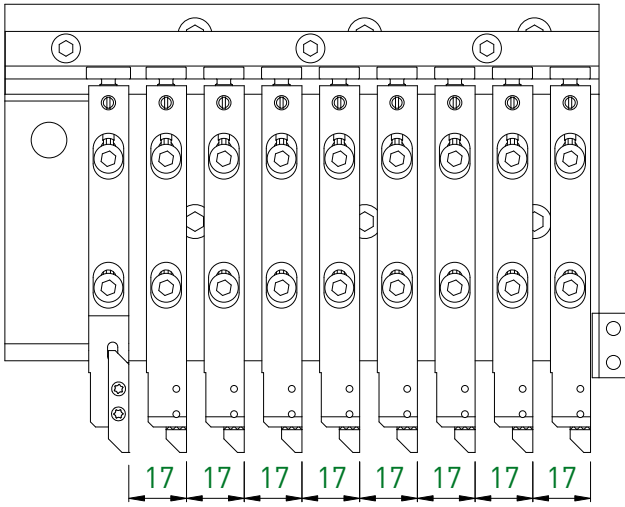


Support de base Grundhalter Base holder		Metafil D3 / D10 / D13		Accessoires Zubehöre Accessories		
Art. N°	Porte-outils Halter Holders	Pages Seiten Pages	Module de serrage Spannelement Clamping unit	Module d'arrosage Kühlmittelezufuhrelement Coolant supply unit	Page Seite Page	
ML12-D10-3T	ML12	> 62	-	ML12-JET-5/16	80	

Star SB-12RG

- + 2 outils (max 9)
- + 2 Werkzeuge (max 9)
- + 2 tools (max 9)

ML12

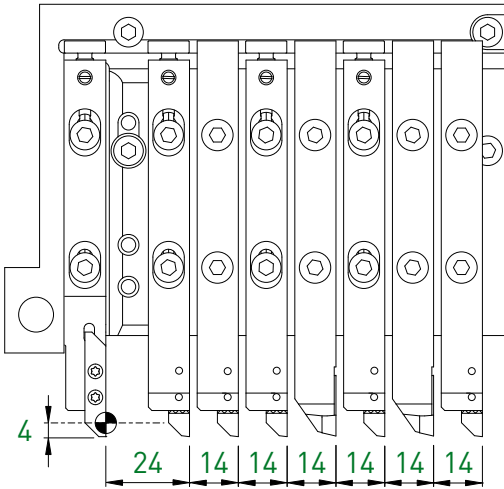


Support de base Grundhalter Base holder		Star SB-12RG		Accessoires Zubehöre Accessories	
Art. N°	Porte-outils Halter Holders	Pages Seiten Pages	Module de serrage Spannelement Clamping unit	Module d'arrosage Kühlmittelzufuhrelement Coolant supply unit	Page Seite Page
ML12-STAR-SB-12RG	ML12	> 62	-	ML12-JET-5/16	80

Star SR-10J

- + 2 outils (max 8)
- + 2 Werkzeuge (max 8)
- + 2 tools (max 8)

ML12



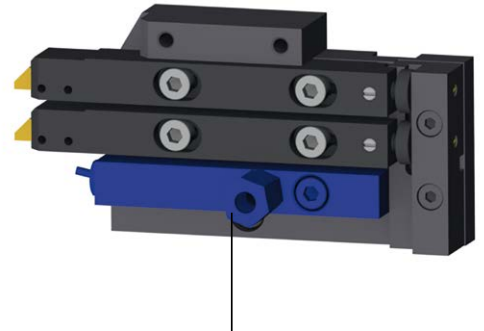
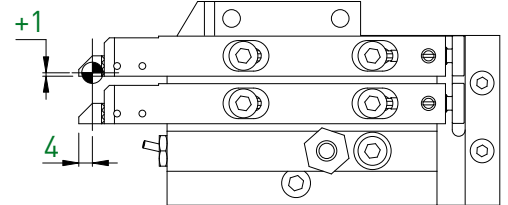
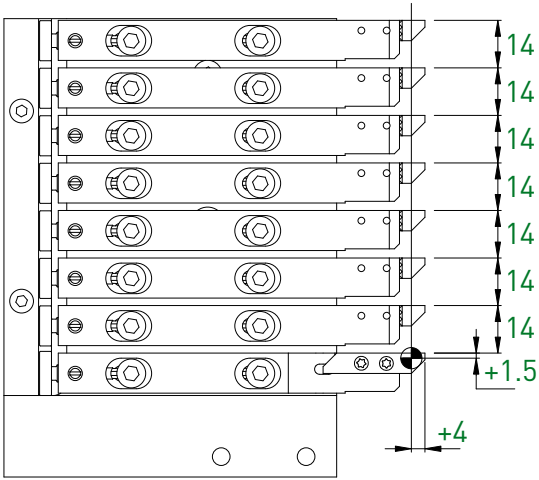
- 1 serrage ML12-FIX-12 pour outil \square 12 mm inclus
- 1 Spannung ML12-FIX-12 für Werkzeug \square 12 mm inbegriffen
- 1 clamping ML12-FIX-12 for tool \square 12 mm included

- Module d'arrosage (prend la place d'un outil)
- Kühlmittelzufuhrelement (nimmt den Platz eines Werkzeuges)
- Coolant supply unit (takes the place of one tool)




Support de base Grundhalter Base holder			Accessoires Zubehöre Accessories		
Art. N°	Porte-outils Halter Holders	Pages Seiten Pages	Module de serrage Spannelement Clamping unit	Module d'arrosage Kühlmittelzufuhrelement Coolant supply unit	Page Seite Page
ML12-STAR-SR-10J	ML12	> 62	ML12-FIX-12/14	ML12-JET-5/16	80

- + 2 outils (max 10)
- + 2 Werkzeuge (max 10)
- + 2 tools (max 10)



Position uniquement utilisable avec module d'arrosage, en option
 Position nur mit Kühlmittelzufuhrelement verwendbar, optional
 Position only with coolant supply unit usable, optional



ML12-STAR-SW-12RII-8T


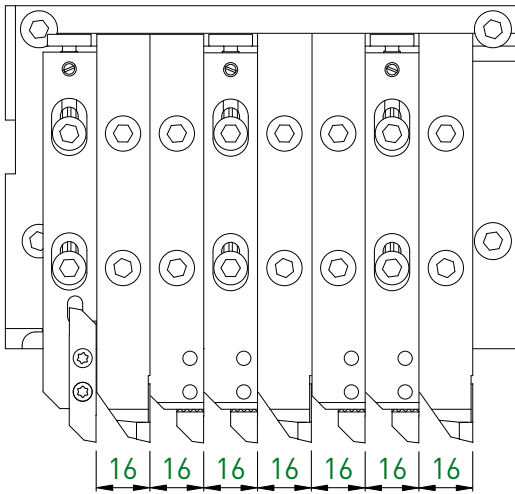
ML12-STAR-SW-12RII-2T

Support de base Grundhalter Base holder		Star SW-12RII		Accessoires Zubehöre Accessories		
Type Typ Type	Art. N°	Porte-outils Halter Holders	Pages Seiten Pages	Module de serrage Spannelement Clamping unit	Module d'arrosage Kühlmittelzufuhrelement Coolant supply unit	Page Seite Page
2T	ML12-STAR-SW-12RII-2T	ML12	> 62	-	ML12-JET-5/16	80
8T	ML12-STAR-SW-12RII-8T					



SA-12 + 2 outils (max 8)
Star SA-16 + 2 Werkzeuge (max 8)
SA-16R + 2 tools (max 8)

ML16



Outil \square 16 mm possible avec module de serrage
 Werkzeug \square 16 mm mit Spannelement möglich
 Tool \square 16 mm possible with clamping unit

Module d'arrosage (prend la place d'un outil)
 Kühlmittelzufuhrelement (nimmt den Platz eines Werkzeuges)
 Coolant supply unit (takes the place of one tool)


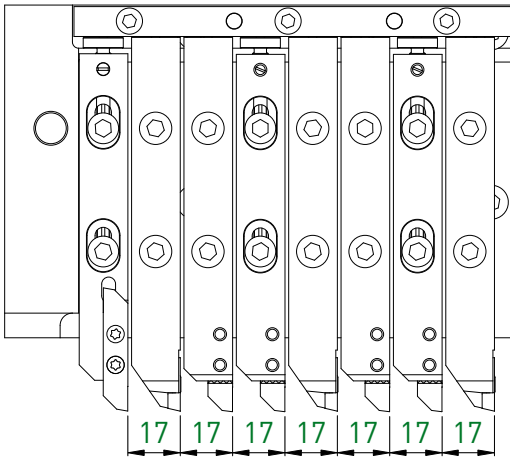


Support de base Grundhalter Base holder		Star SA-12/SA-16/SA-16R		Accessoires Zubehöre Accessories		
Art. N°	Porte-outils Halter Holders	Pages Seiten Pages	Module de serrage Spannelement Clamping unit	Module d'arrosage Kühlmittelzufuhrelement Coolant supply unit	Page Seite Page	
ML16-STAR-SA-16	ML16	> 62	ML16-FIX-16/16	ML16-JET-7/16	80	

Star SB-16

- + 3 outils (max 8)
- + 3 Werkzeuge (max 8)
- + 3 tools (max 8)

ML16



Outil \square 16 mm possible avec module de serrage
 Werkzeug \square 16 mm mit Spannelement möglich
 Tool \square 16 mm possible with clamping unit

Module d'arrosage (prend la place d'un outil)
 Kühlmittelzufuhrelement (nimmt den Platz eines Werkzeuges)
 Coolant supply unit (takes the place of one tool)


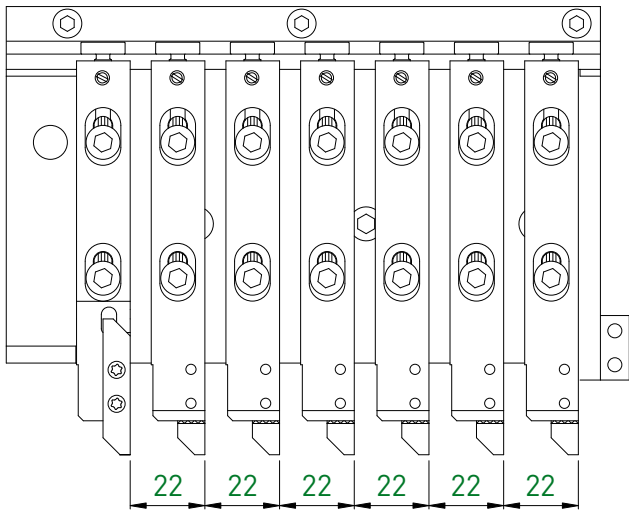


Support de base Grundhalter Base holder			Accessoires Zubehöre Accessories		
	Star SB-16				
Art. N°	Porte-outils Halter Holders	Pages Seiten Pages	Module de serrage Spannelement Clamping unit	Module d'arrosage Kühlmittelzufuhrelement Coolant supply unit	Page Seite Page
ML16-STAR-SB-16	ML16	> 62	ML16-FIX-16/17	ML16-JET-7/16	80

Star SB-16/20RG


- + 1 outil (max 7)
- + 1 Werkzeug (max 7)
- + 1 tool (max 7)

ML16




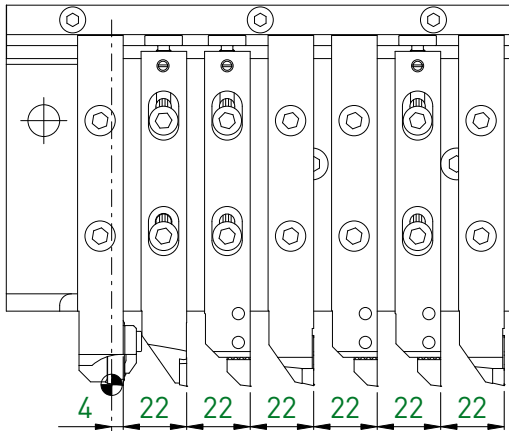
Outil \square 16 mm possible avec module de serrage
 Werkzeug \square 16 mm mit Spannelement möglich
 Tool \square 16 mm possible with clamping unit

Module d'arrosage (prend la place d'un outil)
 Kühlmittelzufuhrelement (nimmt den Platz eines Werkzeuges)
 Coolant supply unit (takes the place of one tool)



Support de base Grundhalter Base holder			Accessoires Zubehöre Accessories		
Art. N°	Porte-outils Halter Holders	Pages Seiten Pages	Module de serrage Spannelement Clamping unit	Module d'arrosage Kühlmittelzufuhrelement Coolant supply unit	Page Seite Page
ML16-STAR-SB-16/20RG	ML16	> 62	ML16-FIX-16/22	ML16-JET-7/16	80

- + 1 outil (max 7)
- + 1 Werkzeug (max 7)
- + 1 tool (max 7)



Outil \square 16 mm possible avec module de serrage
 Werkzeug \square 16 mm mit Spannelement möglich
 Tool \square 16 mm possible with clamping unit

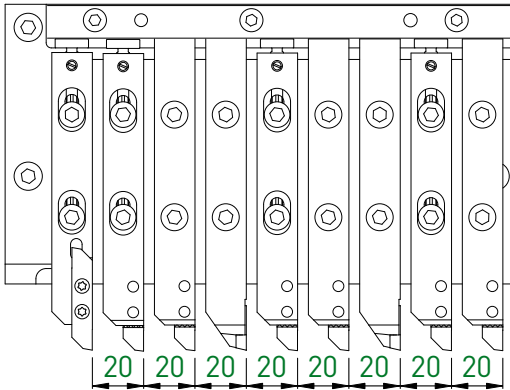
Module d'arrosage (prend la place d'un outil)
 Kühlmittelzufuhrelement (nimmt den Platz eines Werkzeuges)
 Coolant supply unit (takes the place of one tool)



Support de base Grundhalter Base holder		Accessoires Zubehöre Accessories			
Star SB-20C/E		Module de serrage Spannelement Clamping unit		Module d'arrosage Kühlmittelzufuhrelement Coolant supply unit	Page Seite Page
Art. N°	Porte-outils Halter Holders	Pages Seiten Pages			
ML16-STAR-SB20C/E	ML16	> 62	ML16-FIX-16/22	ML16-JET-7/16	80

- SR-16R** + 3 outils (max 9)
- Star SR-20R** + 3 Werkzeuge (max 9)
- SR-20RII** + 3 tools (max 9)

ML16



Outil \square 16 mm possible avec module de serrage
 Werkzeug \square 16 mm mit Spannelement möglich
 Tool \square 16 mm possible with clamping unit

Module d'arrosage (prend la place d'un outil)
 Kühlmittelzufuhrelement (nimmt den Platz eines Werkzeuges)
 Coolant supply unit (takes the place of one tool)

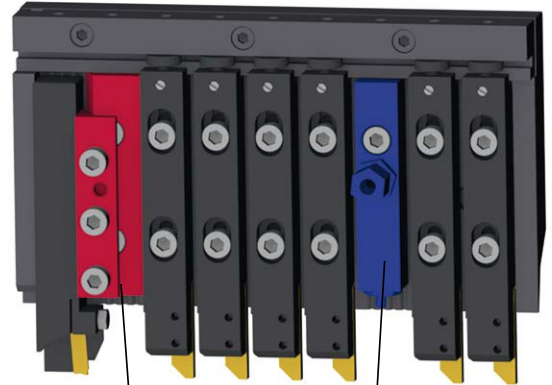
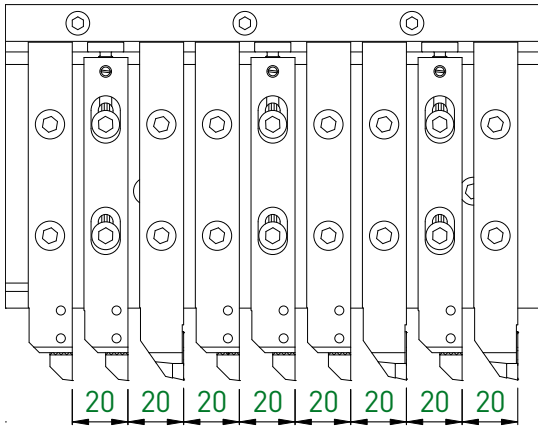


Support de base Grundhalter Base holder		Star SR-16R/SR-20R/SR-20RII		Accessoires Zubehöre Accessories	
Art. N°	Porte-outils Halter Holders	Pages Seiten Pages	Module de serrage Spannelement Clamping unit	Module d'arrosage Kühlmittelzufuhrelement Coolant supply unit	Page Seite Page
ML16-STAR-SR-20R	ML16	> 62	ML16-FIX-16/20	ML16-JET-7/16	80

Star **SR-20RIII**
SR-20J

+ 3 outils (max 9)
+ 3 Werkzeuge (max 9)
+ 3 tools (max 9)

ML16



Outil \square 16 mm possible avec module de serrage
Werkzeug \square 16 mm mit Spannelement möglich
Tool \square 16 mm possible with clamping unit

Module d'arrosage (prend la place d'un outil)
Kühlmittelzufuhrelement (nimmt den Platz eines Werkzeuges)
Coolant supply unit (takes the place of one tool)

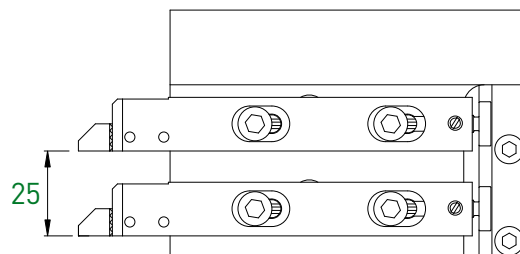
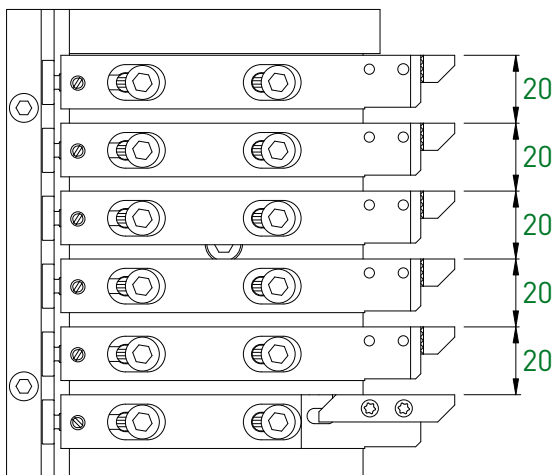


Support de base Grundhalter Base holder		Star SR-20RIII / SR-20J		Accessoires Zubehöre Accessories	
Art. N°	Porte-outils Halter Holders	Pages Seiten Pages	Module de serrage Spannelement Clamping unit	Module d'arrosage Kühlmittelzufuhrelement Coolant supply unit	Page Seite Page
ML16-STAR-SR-20RIII	ML16	> 62	ML16-FIX-16/20	ML16-JET-7/16	80
ML16-STAR-SR-20J					

Star SR-20RIV

- + 1 outil (max 8)
- + 1 Werkzeug (max 8)
- + 1 tool (max 8)

ML16



ML16-STAR-SR-20RIV-6T

ML16-STAR-SR-20RIV-2T


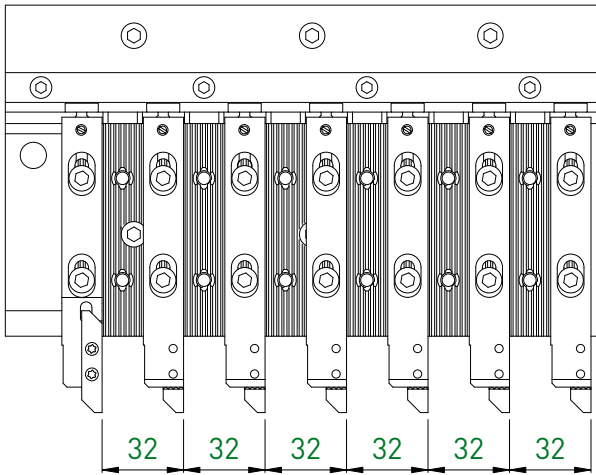
Support de base Grundhalter Base holder		Star SR-20RIV		Accessoires Zubehöre Accessories		
Type Typ Type	Art. N°	Porte-outils Halter Holders	Pages Seiten Pages	Module de serrage Spannelement Clamping unit	Module d'arrosage Kühlmittelezufuhrelement Coolant supply unit	Page Seite Page
2T	ML16-STAR-SR-20RIV-2T	ML16	> 62	-	ML16-JET-7/16	80
6T	ML16-STAR-SR-20RIV-6T					

MODU-LINE

Star SR-32J \varnothing max 32 mm
 + 1 outil (max 7)
 + 1 Werkzeug (max 7)
 + 1 tool (max 7)

\varnothing max 16 mm
 + 7 outils (max 13)
 + 7 Werkzeuge (max 13)
 + 7 tools (max 13)

ML16



Outil \varnothing 16 mm possible avec module de serrage
 Werkzeug \varnothing 16 mm mit Spannelement möglich
 Tool \varnothing 16 mm possible with clamping unit

Module d'arrosage (prend la place d'un outil)
 Kühlmittelzufuhrelement (nimmt den Platz eines Werkzeuges)
 Coolant supply unit (takes the place of one tool)

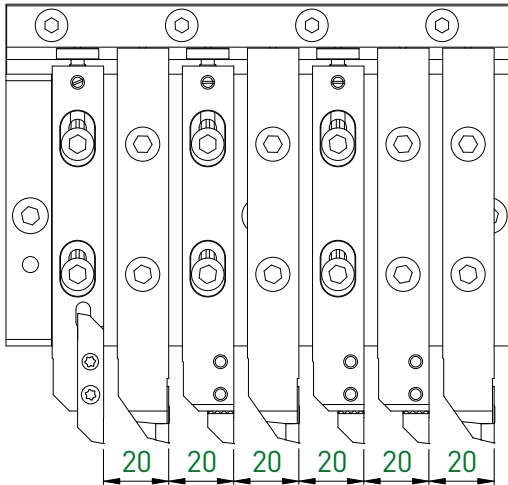


Support de base Grundhalter Base holder		Accessoires Zubehöre Accessories			
Star SR-32J		Module de serrage Spannelement Clamping unit		Module d'arrosage Kühlmittelzufuhrelement Coolant supply unit	Page Seite Page
Art. N°	Porte-outils Halter Holders	Pages Seiten Pages			
ML16-STAR-SR-32J	ML16	> 62	ML16-FIX-16/16	ML16-JET-7/16	80

Star SV-12 / 20

- + 2 outils (max 7)
- + 2 Werkzeuge (max 7)
- + 2 tools (max 7)

ML16



Outil \square 16 mm possible avec module de serrage
 Werkzeug \square 16 mm mit Spannelement möglich
 Tool \square 16 mm possible with clamping unit

Module d'arrosage (prend la place d'un outil)
 Kühlmittelzufuhrelement (nimmt den Platz eines Werkzeuges)
 Coolant supply unit (takes the place of one tool)


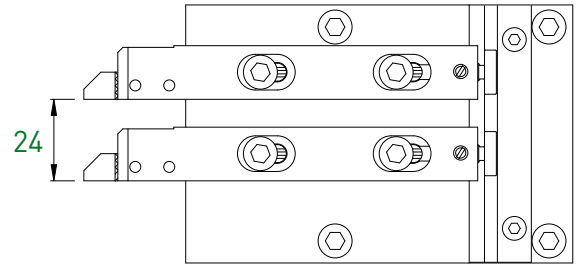
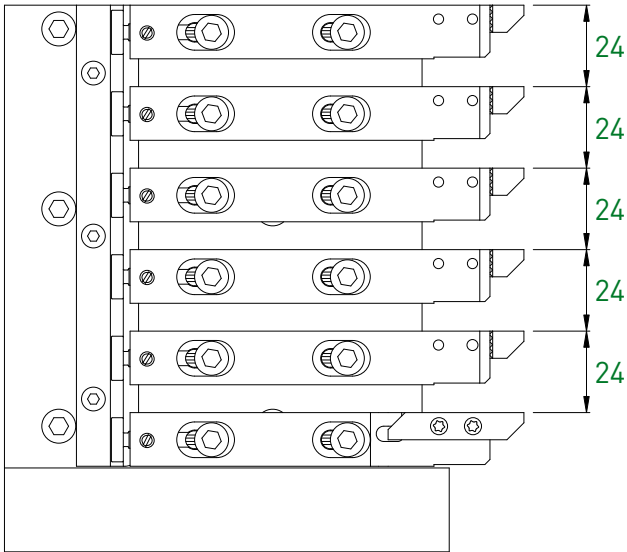


Support de base Grundhalter Base holder			Accessoires Zubehöre Accessories		
Art. N°	Porte-outils Halter Holders	Pages Seiten Pages	Module de serrage Spannelement Clamping unit	Module d'arrosage Kühlmittelzufuhrelement Coolant supply unit	Page Seite Page
ML16-STAR-SV-12/20	ML16	> 62	ML16-FIX-16/20	ML16-JET-7/16	80

Star SW-20R

+ 1 outil (max 8)
 + 1 Werkzeug (max 8)
 + 1 tool (max 8)

ML16



ML16-STAR-SW-20R-6T

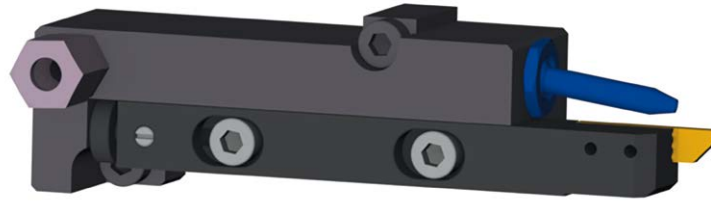
ML16-STAR-SW-20R-2T

Support de base Grundhalter Base holder		Star SW-20R		Accessoires Zubehöre Accessories		
Type Typ Type	Art. N°	Porte-outils Halter Holders	Pages Seiten Pages	Module de serrage Spannelement Clamping unit	Module d'arrosage Kühlmittelzufuhrelement Coolant supply unit	Page Seite Page
2T	ML16-STAR-SW-20R-2T	ML16	> 62	-	ML16-JET-7/16	80
6T	ML16-STAR-SW-20R-6T			ML16-FIX-16/24		

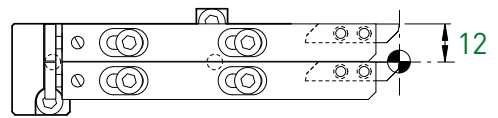
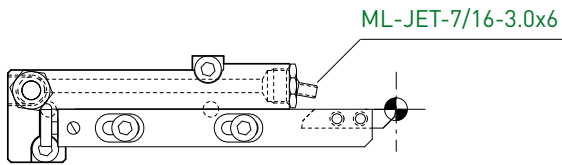

Tornos DECO 7 / 10
EvoDECO 10

ML12

Jet



Duo



Jet




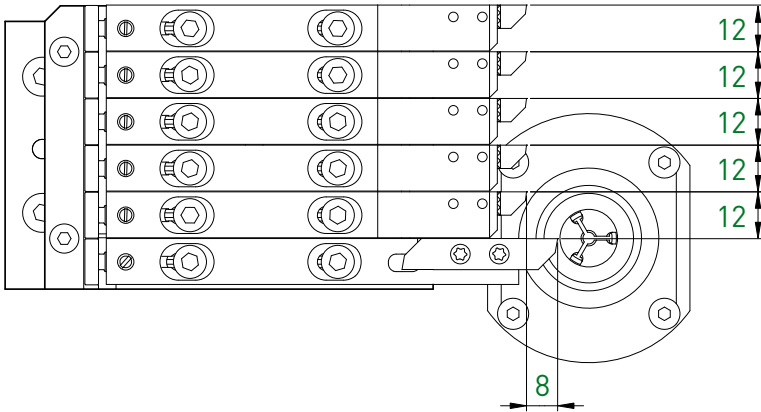
Duo

Support de base Grundhalter Base holder		Tornos DECO 7 / 10 EvoDECO 10		Accessoires Zubehöre Accessories		
Type Typ Type	Art. N°	Porte-outils Halter Holders	Pages Seiten Pages	Module de serrage Spannelement Clamping unit	Module d'arrosage Kühlmittelezufuhrelement Coolant supply unit	Page Seite Page
Jet	ML12-DEC010-JET	ML12	> 62	-	ML-JET-7/16...	81
Duo	ML12-DEC010-DUO				ML12-JET-5/16	80

**Tornos SwissNano
SwissNano 7**

+ 2 outils (max 6)
+ 2 Werkzeuge (max 6)
+ 2 tools (max 6)

ML12



6T

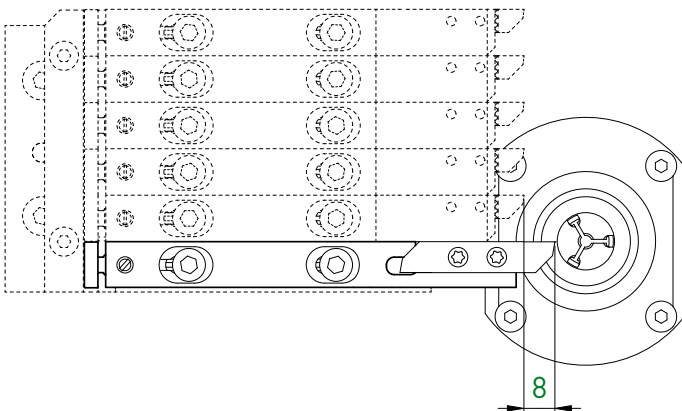


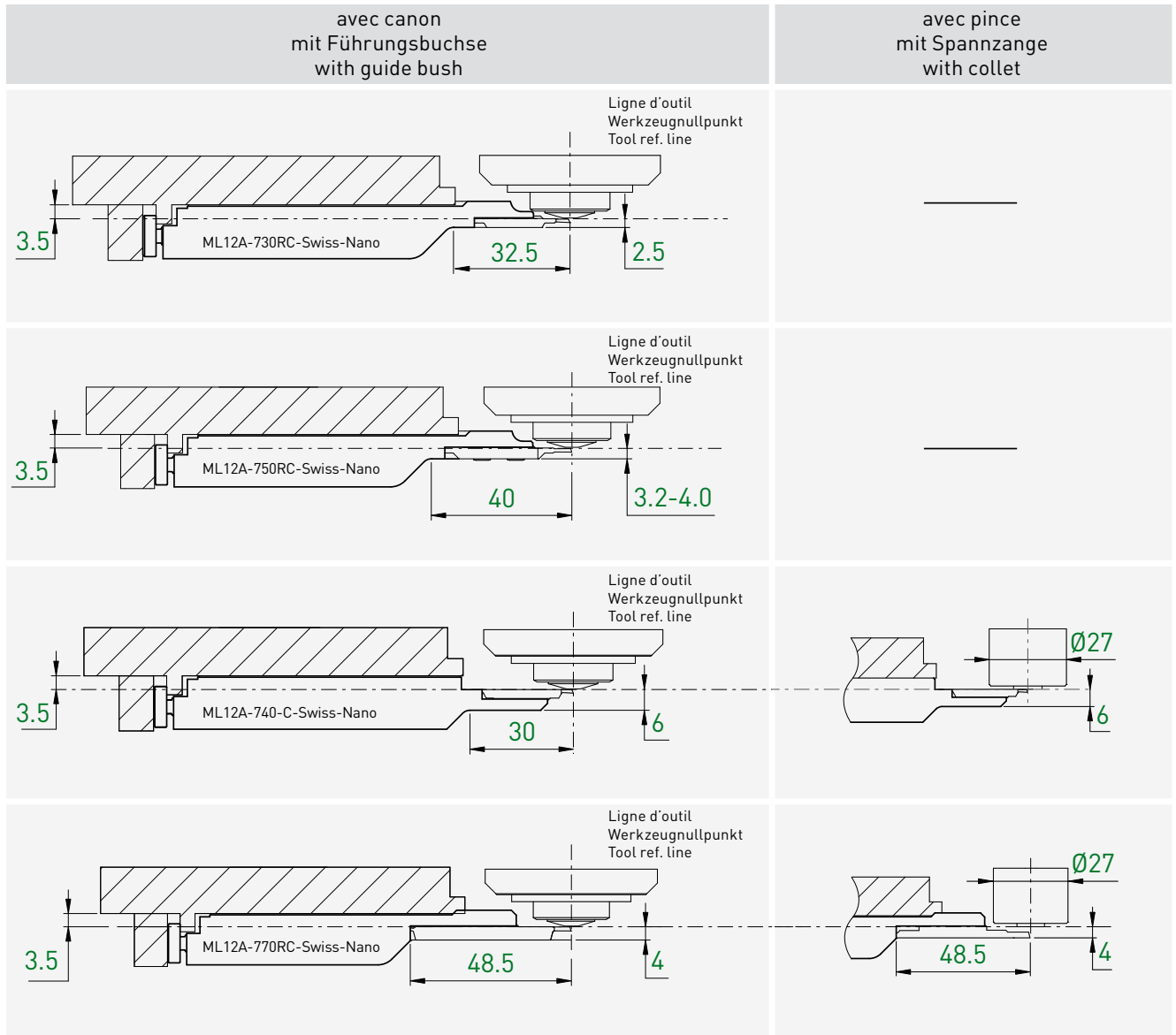
6T

Support de base Grundhalter Base holder		Tornos SwissNano SwissNano 7		Accessoires Zubehöre Accessories		
Type Typ Type	Art. N°	Porte-outils Halter Holders	Pages Seiten Pages	Module de serrage Spannelement Clamping unit	Module d'arrosage Kühlmittelzufuhrelement Coolant supply unit	Page Seite Page
6T	ML12-SWISS-NANO-6T	ML12	> 62	-	ML12-JET-5/16	80

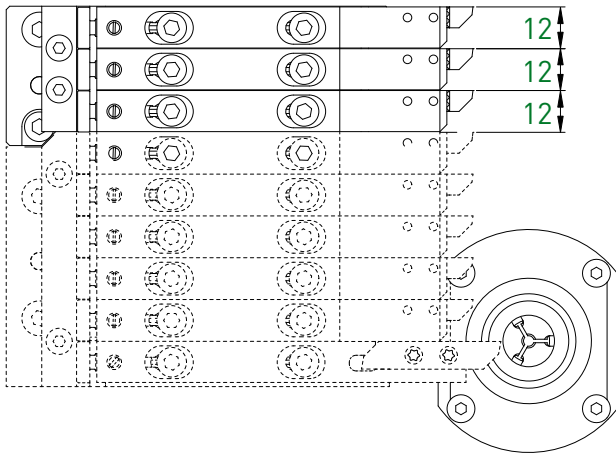
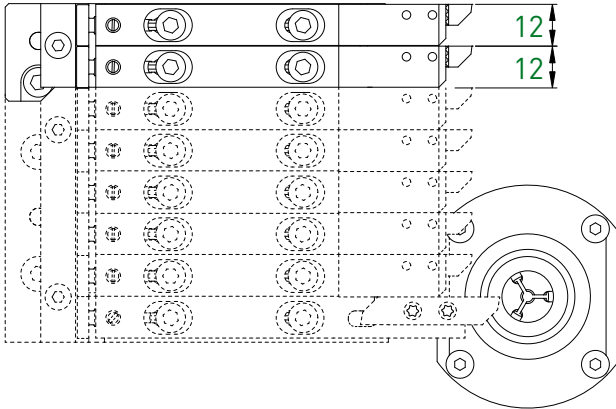
**Tornos SwissNano
SwissNano 7**

ML12





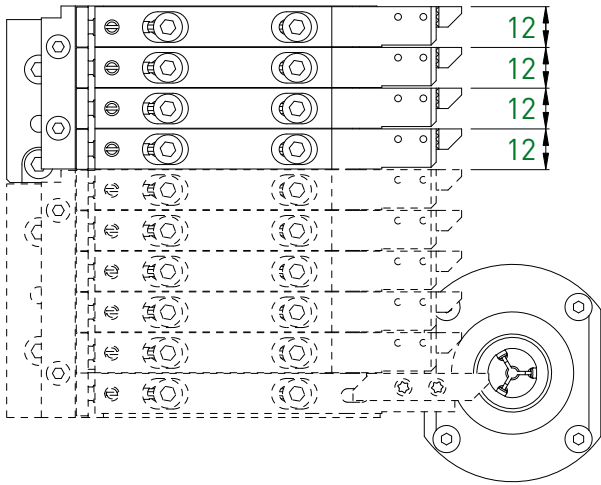
Type de machine Maschinen-Typ Type of machine	Porte-outils Halter Holders	Art. N°	Plaquettes Wendepplatten Inserts	Pages Seiten Pages
SwissNano	ML12	ML12A-730RC-SWISS-NANO	731R... / 731RSF	> TOP-Line TOP-Watch
		ML12A-750RC-SWISS-NANO	751R... / 751RDSF	
		ML12A-740-C-SWISS-NANO	741... / 741SF	> TOP-Line
		ML12A-770RC-SWISS-NANO	771R...	



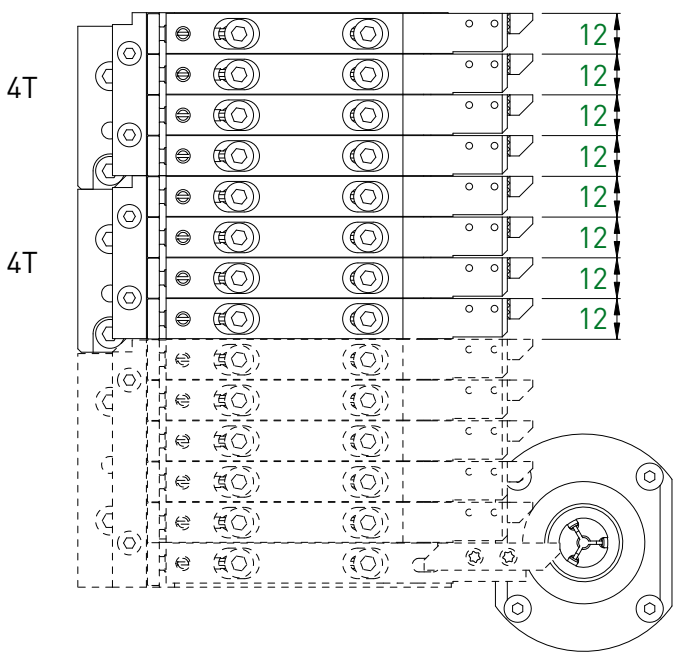
Support de base Grundhalter Base holder		Tornos SwissNano SwissNano 7		Accessoires Zubehöre Accessories		
Type Typ Type	Art. N°	Porte-outils Halter Holders	Pages Seiten Pages	Module de serrage Spannelement Clamping unit	Module d'arrosage Kühlmittelzufuhrelement Coolant supply unit	Page Seite Page
2T	ML12-SWISS-NANO-2T	ML12	> 62	-	ML12-JET-5/16	80
3T	ML12-SWISS-NANO-3T					

Tornos SwissNano 7

ML12



Support de base Grundhalter Base holder				Accessoires Zubehöre Accessories		
Type Typ Type	Art. N°	Porte-outils Halter Holders	Pages Seiten Pages	Module de serrage Spannelement Clamping unit	Module d'arrosage Kühlmittelezufuhrelement Coolant supply unit	Page Seite Page
4T	ML12-SWISS-NANO-7-4T	ML12	> 62	-	ML12-JET-5/16	80

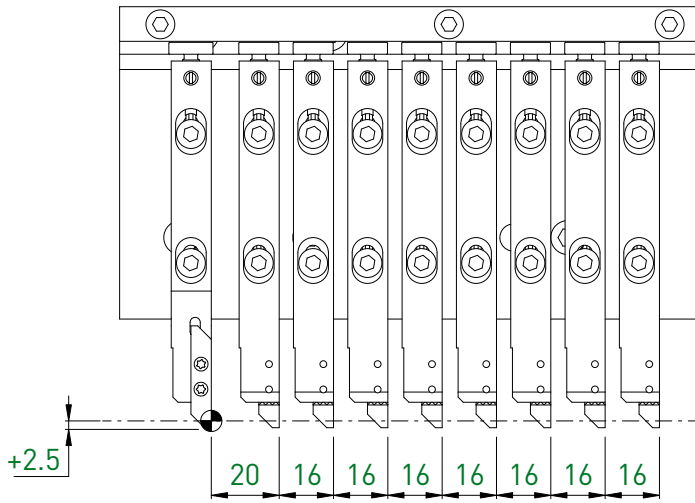


Possibilité de coupler 2 modules 4T
 2 Module 4T können gekoppelt werden
 Possibility to couple 2 modules 4T

Tornos DT 13

- + 3 outils (max 9)
- + 3 Werkzeuge (max 9)
- + 3 tools (max 9)

ML12

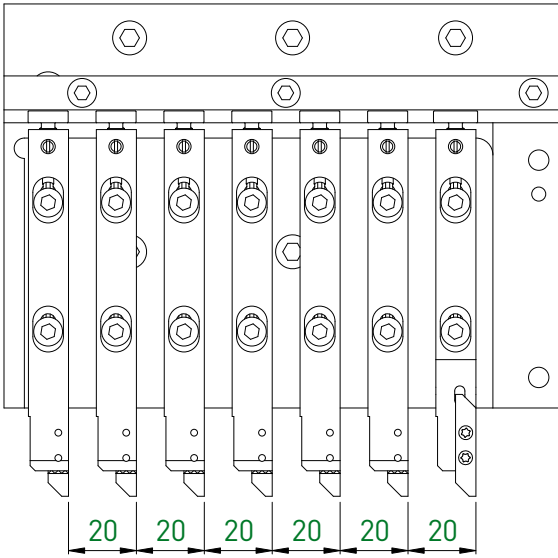


Support de base Grundhalter Base holder		Tornos DT 13		Accessoires Zubehöre Accessories		
Type Typ Type	Art. N°	Porte-outils Halter Holders	Pages Seiten Pages	Module de serrage Spannelement Clamping unit	Module d'arrosage Kühlmittelzufuhrelement Coolant supply unit	Page Seite Page
9T	ML12-DT13-2020206-9T	ML12	> 62	-	ML12-JET-5/16	80

Tornos CT 20

- + 1 outil (max 7)
- + 1 Werkzeug (max 7)
- + 1 tool (max 7)

ML12

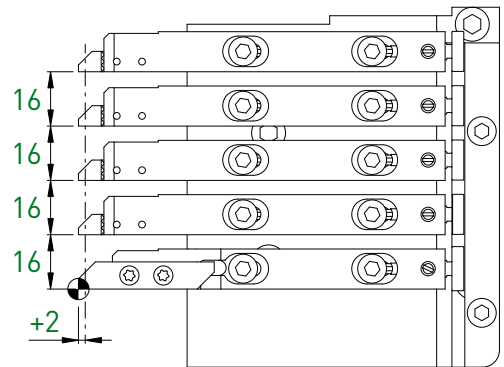
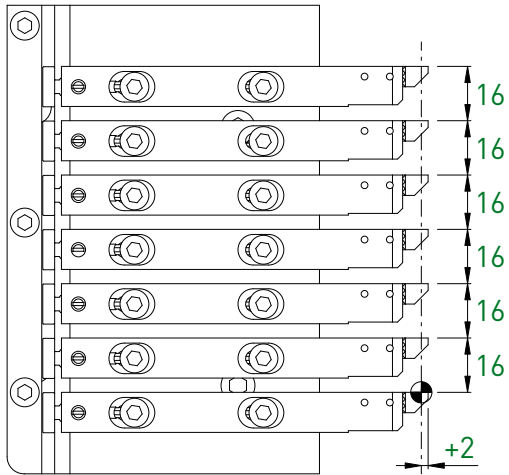


Support de base Grundhalter Base holder		Tornos CT 20		Accessoires Zubehöre Accessories		
Type Typ Type	Art. N°	Porte-outils Halter Holders	Pages Seiten Pages	Module de serrage Spannelement Clamping unit	Module d'arrosage Kühlmittelzufuhrelement Coolant supply unit	Page Seite Page
7T	ML12-CT20-2020019-7T	ML12	> 62	-	ML12-JET-5/16	80

Tornos GT 13

- + 5 outils (max 12)
- + 5 Werkzeuge (max 12)
- + 5 tools (max 12)

ML12



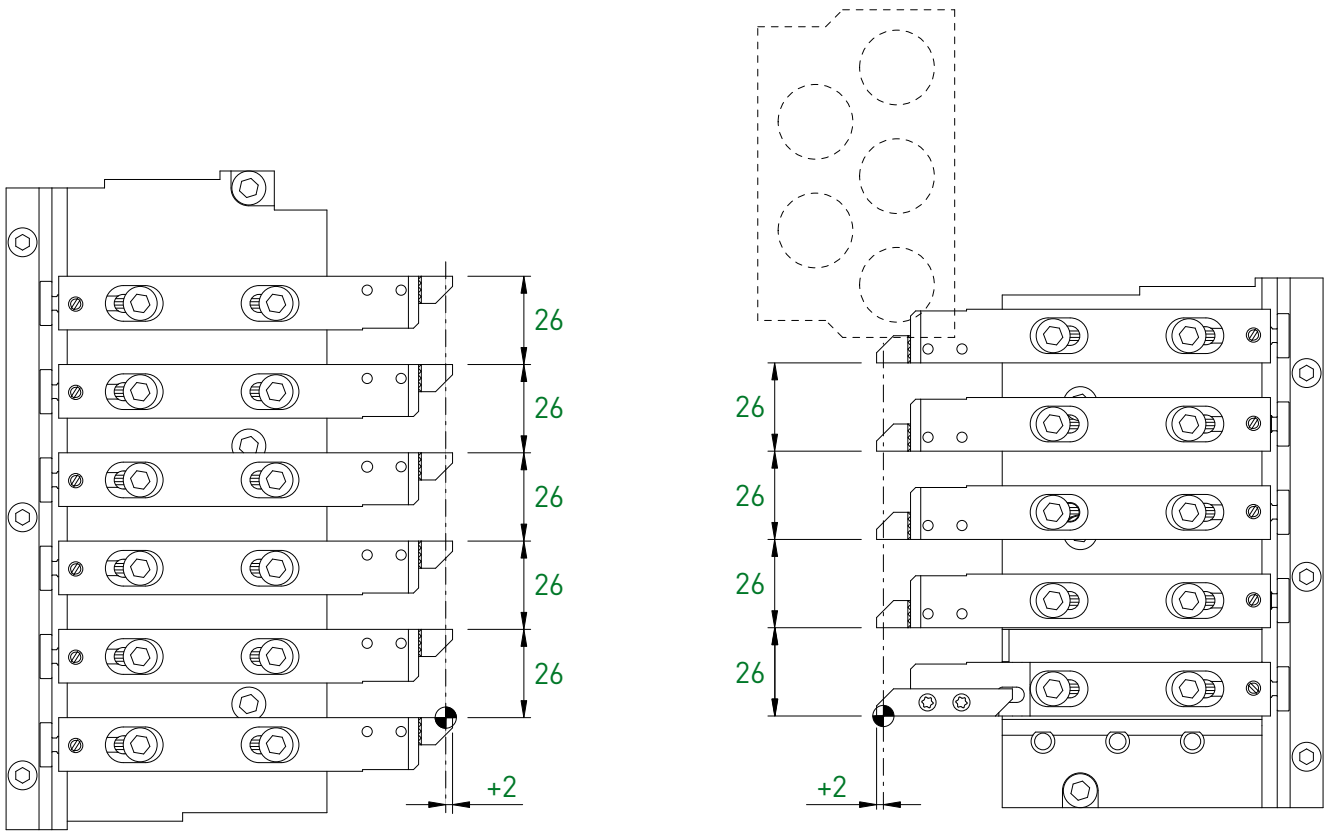


ML12-GT13-390223-7T



ML12-GT13-390224-5T

Support de base Grundhalter Base holder		Tornos GT 13		Accessoires Zubehöre Accessories		
Type Typ Type	Art. N°	Porte-outils Halter Holders	Pages Seiten Pages	Module de serrage Spannelement Clamping unit	Module d'arrosage Kühlmittelzufuhrelement Coolant supply unit	Page Seite Page
5T	ML12-GT13-390224-5T	ML12	> 62	-	ML12-JET-5/16	80
7T	ML12-GT13-390223-7T					



1 serrage ML16-FIX-16 pour outil \square 16 mm inclus
 1 Spannung ML16-FIX-16 für Werkzeug \square 16 mm inbegriffen
 1 clamping ML16-FIX-16 for tool \square 16 mm included



ML16-GT26-386209-6T



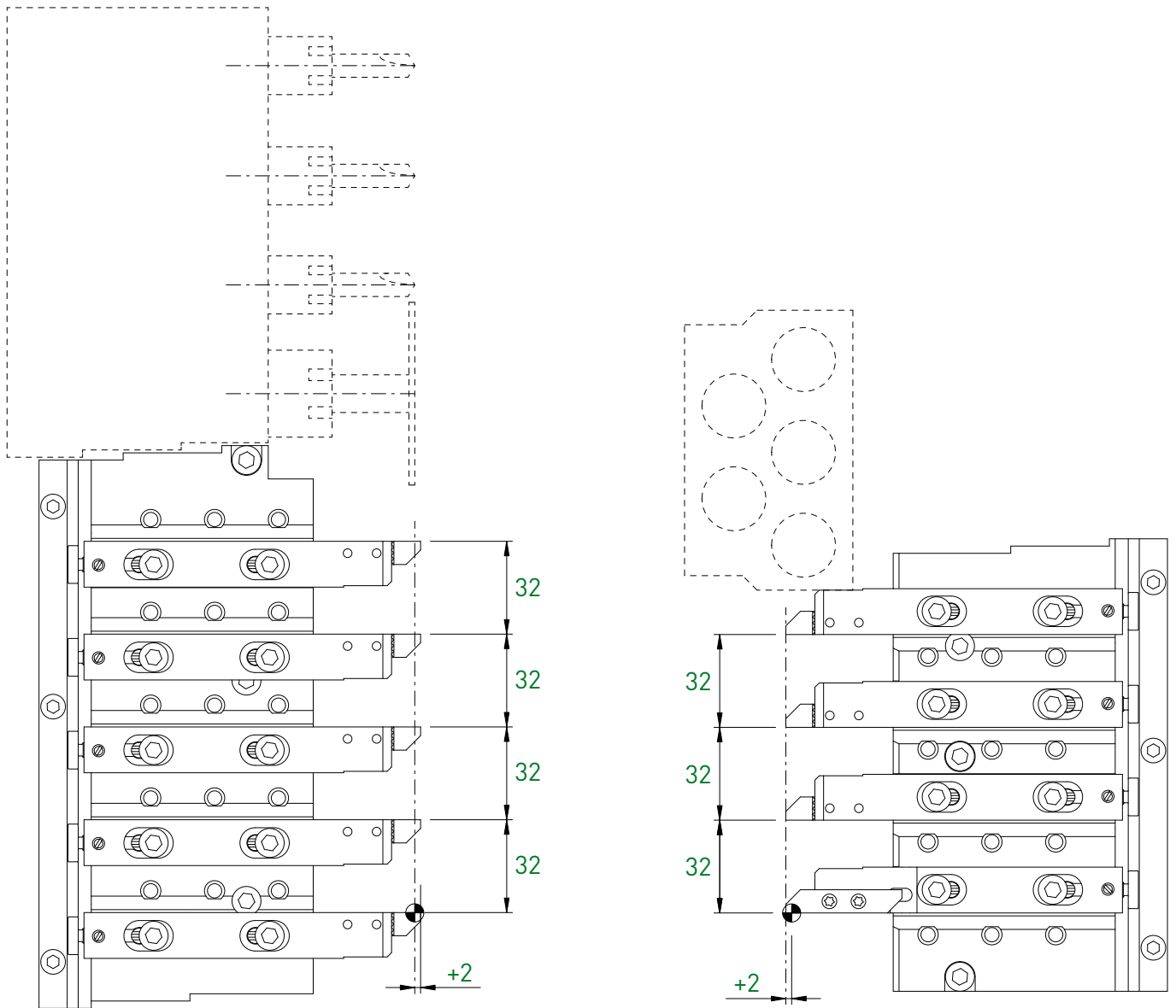
ML16-GT26-386210-5T

Support de base Grundhalter Base holder				Accessoires Zubehöre Accessories		
Type Typ Type	Art. N°	Porte-outils Halter Holders	Pages Seiten Pages	Module de serrage Spannelement Clamping unit	Module d'arrosage Kühlmittelzufuhrelement Coolant supply unit	Page Seite Page
5T	ML16-GT26-386210-5T	ML16	> 62	-	ML16-JET-7/16	80
6T	ML16-GT26-386209-6T					


Tornos GT 32

+ 9 outils
 max + 9 Werkzeuge
 + 9 tools

ML16



Holder ML16



Holder ∅16



Holder ML16



Holder ∅16

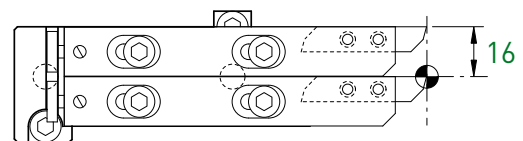
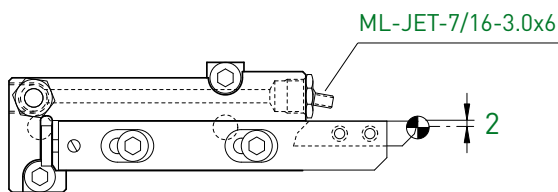


ML16-GT32-386209-5T



ML16-GT32-386210-4T

Support de base Grundhalter Base holder				Accessoires Zubehöre Accessories			
Type Typ Type	Art. N°	Porte-outils Halter Holders	Pages Seiten Pages	Module de serrage Spannelement Clamping unit		Module d'arrosage Kühlmittelezufuhrelement Coolant supply unit	Pages Seiten Pages
4T	ML16-GT32-386210-4T	ML16	> 62	1x inclus 1x inbegriffen 1x included	Option ML16-FIX-16	ML16-JET-7/16	80
5T	ML16-GT32-386209-5T						



Jet

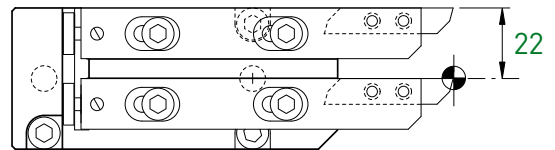
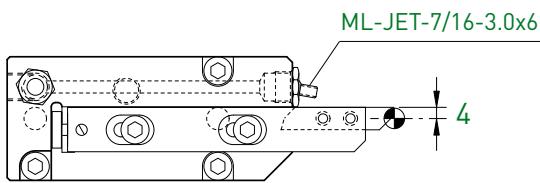


Duo

Support de base Grundhalter Base holder		Tornos DECO 13 / EvoDECO 16		Accessoires Zubehöre Accessories		
Type Typ Type	Art. N°	Porte-outils Halter Holders	Pages Seiten Pages	Module de serrage Spannelement Clamping unit	Module d'arrosage Kühlmittelzufuhrelement Coolant supply unit	Page Seite Page
Jet	ML16-DECO13-JET	ML16	> 62	-	ML-JET-7/16...	81
Duo	ML16-DECO13-DUO				ML16-JET-7/16	80

Tornos DECO 20 / 26
EvoDECO 20 / 32

ML16

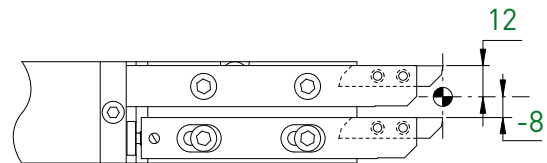
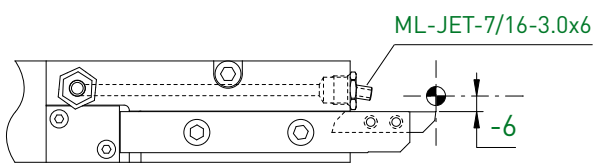


Jet



Duo

Support de base Grundhalter Base holder		Tornos DECO 20 / 26 EvoDECO 20 / 32		Accessoires Zubehöre Accessories		
Type Typ Type	Art. N°	Porte-outils Halter Holders	Pages Seiten Pages	Module de serrage Spannelement Clamping unit	Module d'arrosage Kühlmittelezufuhrelement Coolant supply unit	Page Seite Page
Jet	ML16-DEC020-JET	ML16	> 62	-	ML-JET-7/16...	81
Duo	ML16-DEC020-DUO				ML16-JET-7/16	80

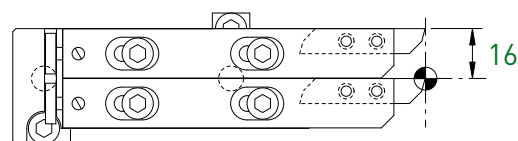
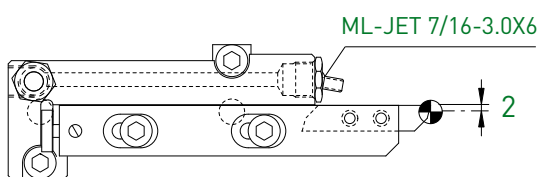



Jet



Duo

Support de base Grundhalter Base holder		Tornos SIGMA 20 / 32		Accessoires Zubehöre Accessories		
Type Typ Type	Art. N°	Porte-outils Halter Holders	Pages Seiten Pages	Module de serrage Spannelement Clamping unit	Module d'arrosage Kühlmittelzufuhrelement Coolant supply unit	Page Seite Page
Jet	ML16-S20-JET	ML16	> 62	-	ML-JET-7/16...	81
Duo	ML16-S20-DUO				ML16-JET-7/16	80



Jet



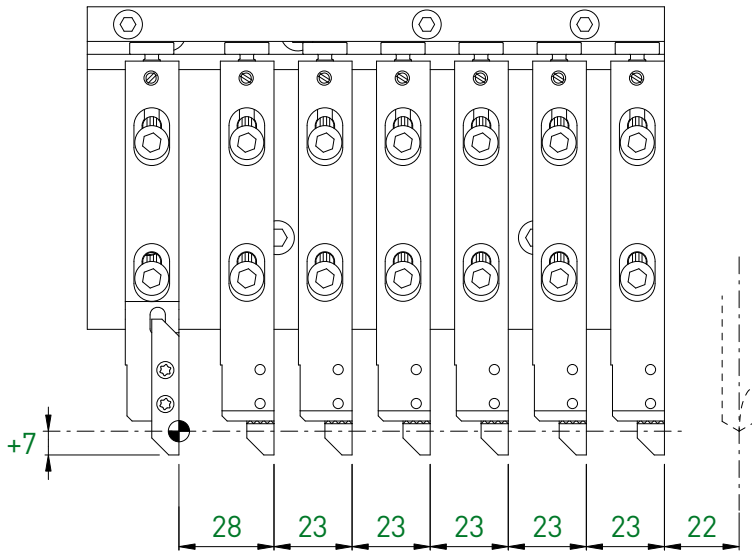
Duo

Support de base Grundhalter Base holder		Tornos Swiss ST 26		Accessoires Zubehöre Accessories		
Type Typ Type	Art. N°	Porte-outils Halter Holders	Pages Seiten Pages	Module de serrage Spannelement Clamping unit	Module d'arrosage Kühlmittelezufuhrelement Coolant supply unit	Page Seite Page
Jet	ML16-SWISS-ST26-JET	ML16	> 62	-	ML-JET-7/16...	81
Duo	ML16-SWISS-ST26-DUO				ML16-JET-7/16	80

Tornos DT 26

+ 1 outil (max 7)
 + 1 Werkzeug (max 7)
 + 1 tool (max 7)

ML16

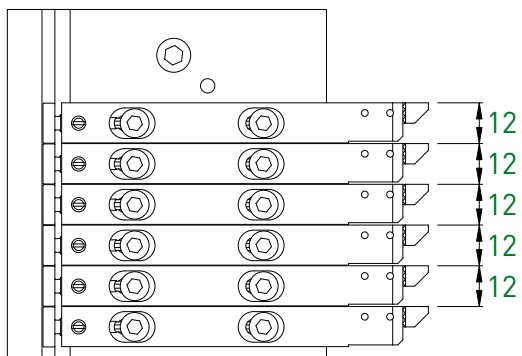


Support de base Grundhalter Base holder		Tornos DT 26		Accessoires Zubehöre Accessories		
Type Typ Type	Art. N°	Porte-outils Halter Holders	Pages Seiten Pages	Module de serrage Spannelement Clamping unit	Module d'arrosage Kühlmittelezufuhrelement Coolant supply unit	Page Seite Page
7T	ML16-DT26-2020206-7T	ML16	> 62	-	ML16-JET-7/16	80

Tsugami B074

+ 3 outils (max 6)
 + 3 Werkzeuge (max 6)
 + 3 tools (max 6)

ML12

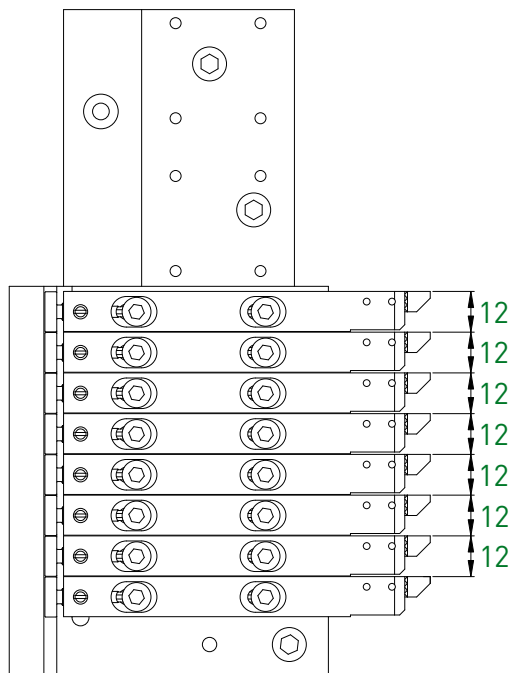


Support de base Grundhalter Base holder		Tsugami B074		Accessoires Zubehöre Accessories		
Type Typ Type	Art. N°	Porte-outils Halter Holders	Pages Seiten Pages	Module de serrage Spannelement Clamping unit	Module d'arrosage Kühlmittelzufuhrelement Coolant supply unit	Page Seite Page
6T	ML12-B074-1-6T	ML12	> 62	-	ML12-JET-5/16	80

Tsugami B075

+ 5 outils (max 8)
 + 5 Werkzeuge (max 8)
 + 5 tools (max 8)

ML12


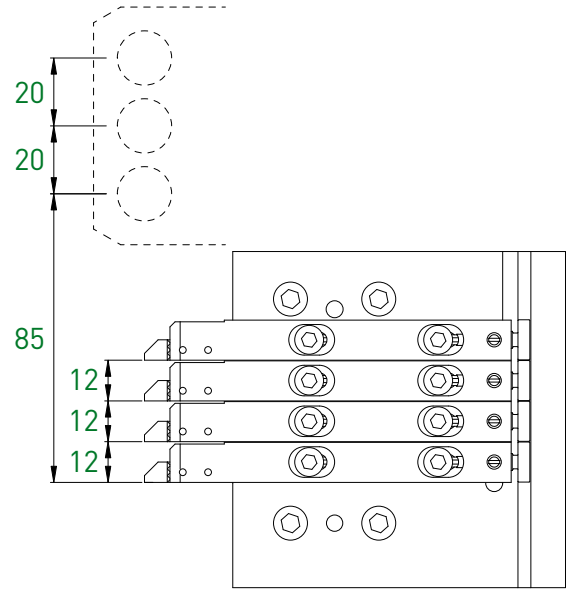
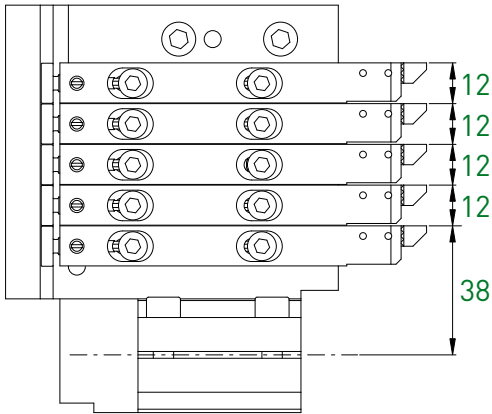


Support de base Grundhalter Base holder		Tsugami B075		Accessoires Zubehöre Accessories		
Type Typ Type	Art. N°	Porte-outils Halter Holders	Pages Seiten Pages	Module de serrage Spannelement Clamping unit	Module d'arrosage Kühlmittelzufuhrelement Coolant supply unit	Page Seite Page
8T	ML12-B075-1-8T	ML12	> 62	-	ML12-JET-5/16	80

Tsugami P034

+ 3 outils (max 9)
 + 3 Werkzeuge (max 9)
 + 3 tools (max 9)

ML12



ML12-P034-1-5T

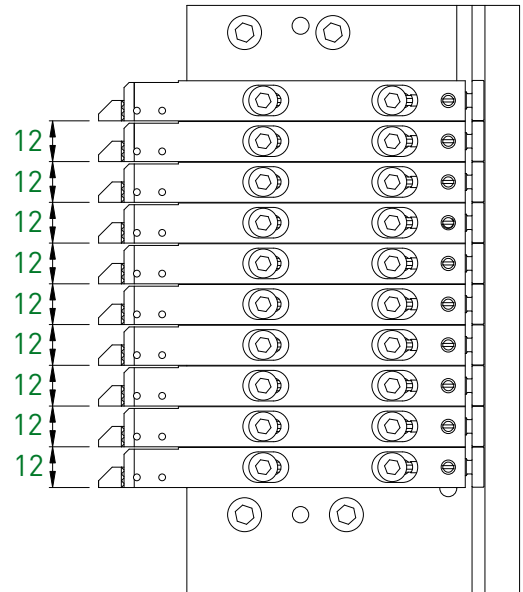
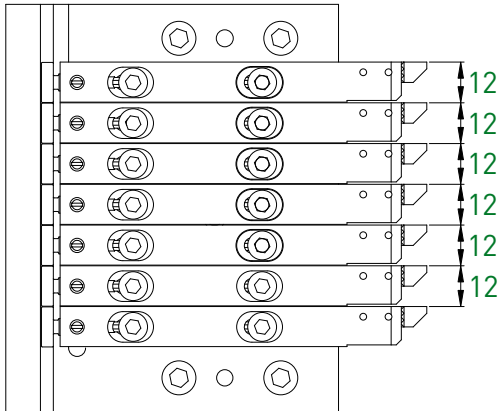
ML12-P034-2-4T

Support de base Grundhalter Base holder		Tsugami P034		Accessoires Zubehöre Accessories		
Type Typ Type	Art. N°	Porte-outils Halter Holders	Pages Seiten Pages	Module de serrage Spannelement Clamping unit	Module d'arrosage Kühlmittelzufuhrelement Coolant supply unit	Page Seite Page
4T	ML12-P034-2-4T	ML12	> 62	-	ML12-JET-5/16	80
5T	ML12-P034-1-5T					


Tsugami P034

max + 17 outils
 + 17 Werkzeuge
 + 17 tools

ML12



ML12-P034-1-7T



ML12-P034-2-10T



ML12-P034-1-7T



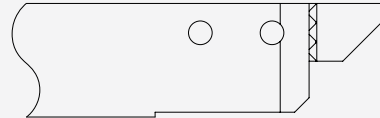
ML12-P034-2-10T

Support de base Grundhalter Base holder				Accessoires Zubehöre Accessories		
Type Typ Type	Art. N°	Porte-outils Halter Holders	Pages Seiten Pages	Module de serrage Spannelement Clamping unit	Module d'arrosage Kühlmittelzufuhrelement Coolant supply unit	Page Seite Page
7T	ML12-P034-1-7T	ML12	> 62	-	ML12-JET-5/16	80
10T	ML12-P034-2-10T					

Les différents types de porte-outils
Die verschiedenen Haltertypen
The various types of holders

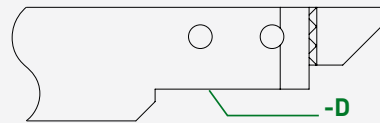
Type Standard

ML12A-740



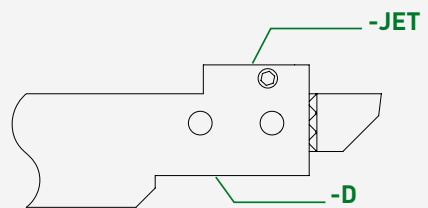

Type -D

ML12A-740-D



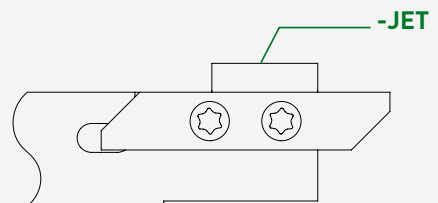
Type -JET-D

ML12A-740-JET-D



Type -JET

ML12A-740-JET




- Informations techniques
- Technische Informationen
- Technical information

- Porte-outils
- Halter
- Holders

Compatibilité Kompatibilität Compatibility	
OK	NOT OK
<p style="text-align: center;">-JET-D -D ✔</p>	<p style="text-align: center;">-JET-D -Standard ✘</p>
MIX	TYPE D
<p style="text-align: center;">-Standard -JET-D -D ✔</p>	<p style="text-align: center;">-JET-D -D -JET-D -D ✔</p>

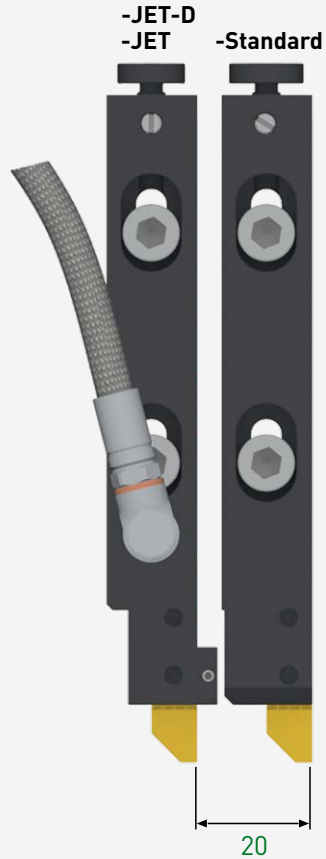
Exceptions
Ausnahmen
Exceptions

Exception ML12



≥ 15 mm = Total compatibility

Exception ML16



≥ 20 mm = Total compatibility

Brochure JET-Line:


Système de distribution du liquide de refroidissement pour haute pression

JET-Line Broschüre:

Kühlmittelverteilungssystem für hohen Druck

JET-Line brochure:

Coolant distribution system for high pressure



Porte-outils

Halter

Holder

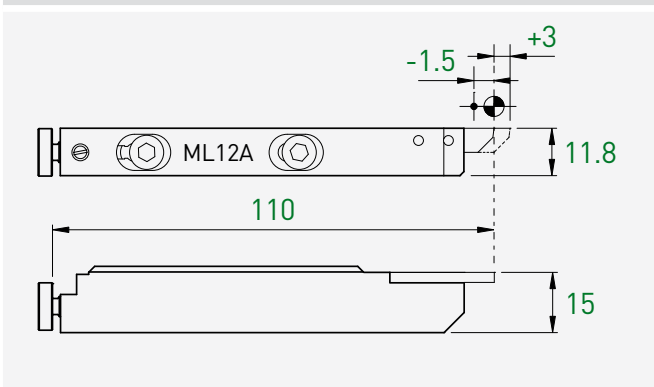
ML12 / ML16

**Système de fixation
Befestigungssystem
Clamping system**

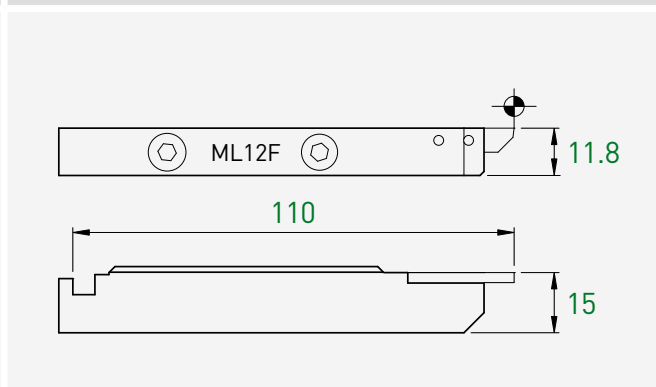
A = réglable
einstellbar
adjustable

F = longueur fixe
fixlänge
fixed length

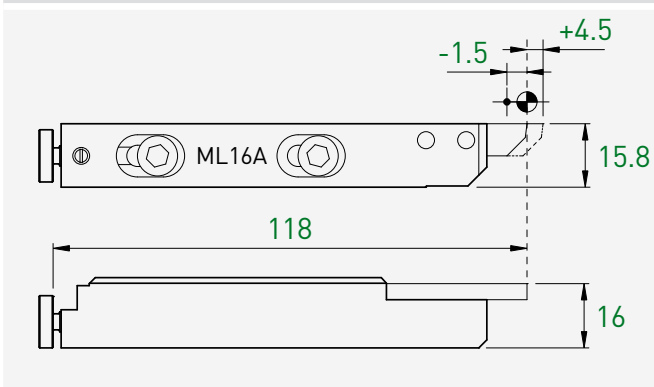
ML12A



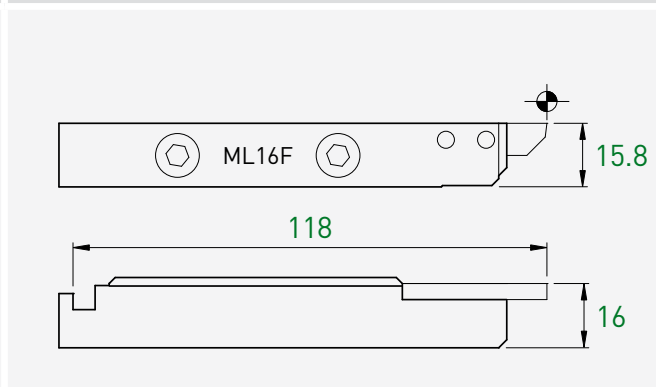
ML12F

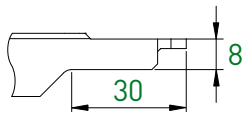


ML16A


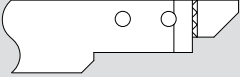
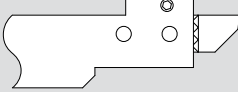


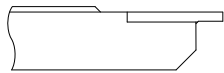
ML16F





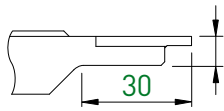
TOP-Line
731-737

Standard	-D	-JET-D
		
Art. N°	Art. N°	Art. N°
ML12	ML12	ML12
-	ML12A-730-C-D	-



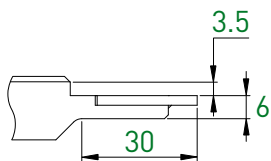
TOP-Line
741-747

ML12	ML12	ML12
ML12A-740	ML12A-740-D	ML12A-740-JET-D
ML12F-740	ML12F-740-D	-
ML16	ML16	ML16
ML16A-740	ML16A-740-D	ML16A-740-JET-D
ML16F-740	-	-



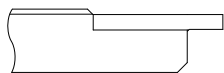
TOP-Line
741-747

ML12	ML12	ML12
ML12A-740-C	ML12A-740-C-D	ML12A-740-C-JET-D
ML12F-740-C	ML12F-740-C-D	-



TOP-Line
741

ML12	ML12	ML12
ML12A-740-C-R04	-	-
ML12A-740-C-SWISS-NANO	-	-

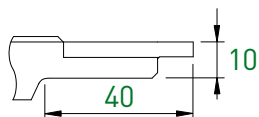


TOP-Line
761-767


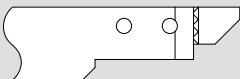
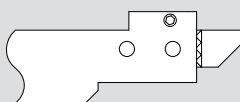
ML12	ML12	ML12
ML12A-760	ML12A-760-D	ML12A-760-JET-D
ML12F-760	ML12F-760-D	-
ML16	ML16	ML16
ML16A-760	ML16A-760-D	ML16A-760-JET-D
ML16F-760	-	-

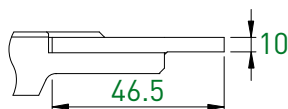
- Porte-plaquettes
- WSP-Halter
- Insert holders

TOP-Line



TOP-Line
761-767

Standard	-D	-JET-D
		
Art. N°	Art. N°	Art. N°
ML16	ML16	ML16
ML16A-760-C ML16F-760-C	ML16A-760-C-D -	- -



TOP-Line
781


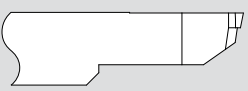
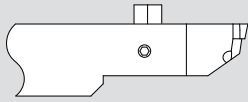
ML16	ML16	ML16
-	ML16A-780-C-D	-


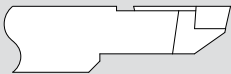
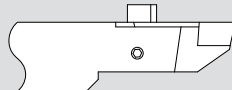
- Porte-plaquettes
- WSP-Halter
- Insert holders

TURN-Line

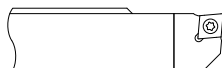


TURN-Line
347-349

Standard	-D	-JET-D
		
Art. N°	Art. N°	Art. N°
ML12	ML12	ML12
ML12A-340 ML12F-340	ML12A-340-D ML12F-340-D	ML12A-340-JET-D -
ML16	ML16	ML16
ML16A-340 ML16F-340	ML16A-340-D -	ML16A-340-JET-D -

Standard	-D	-JET-D
		
Art. N°	Art. N°	Art. N°
ML12	ML12	ML12
ML12A-SCLCR06 ML12F-SCLCR06	ML12A-SCLCR06-D ML12F-SCLCR06-D	ML12A-SCLCR06-JET-D -
ML16	ML16	ML16
ML16A-SCLCR06 ML16F-SCLCR06	ML16A-SCLCR06-D ML16F-SCLCR06-D	ML16A-SCLCR06-JET-D -

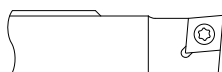
80°



ISO-Line
CC...-0602..

ML12	ML12	ML12
ML12A-SCLCR09 ML12F-SCLCR09	ML12A-SCLCR09-D ML12F-SCLCR09-D	ML12A-SCLCR09-JET-D -
ML16	ML16	ML16
ML16A-SCLCR09 ML16F-SCLCR09	ML16A-SCLCR09-D ML16F-SCLCR09-D	ML16A-SCLCR09-JET-D -

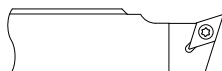
80°



ISO-Line
CC...-09T3..

ML16	ML16	ML16
ML16A-SDHCR07	-	-

55°



ISO-Line
DC...-0702..

ML12	ML12	ML12
ML12A-SDJCR07 ML12F-SDJCR07	ML12A-SDJCR07-D ML12F-SDJCR07-D	ML12A-SDJCR07-JET-D -
ML16	ML16	ML16
ML16A-SDJCR07 ML16F-SDJCR07	ML16A-SDJCR07-D ML16F-SDJCR07-D	ML16A-SDJCR07-JET-D -

55°






ISO-Line
DC...-0702..

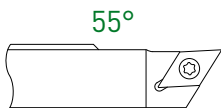
Porte-plaquettes

WSP-Halter

Insert holders

ISO-Line

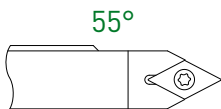
Standard	-D	-JET-D
		
Art. N°	Art. N°	Art. N°
ML12	ML12	ML12
ML12A-SDJCR11 ML12F-SDJCR11	ML12A-SDJCR11-D ML12F-SDJCR11-D	ML12A-SDJCR11-JET-D -
ML16	ML16	ML16
ML16A-SDJCR11 ML16F-SDJCR11	ML16A-SDJCR11-D ML16F-SDJCR11-D	ML16A-SDJCR11-JET-D -



55°

ISO-Line
DC..-11T3..

ML12	ML12	ML12
ML12A-SDNCN11 ML12F-SDNCN11	ML12A-SDNCN11-D ML12F-SDNCN11-D	- -
ML16	ML16	ML16
ML16A-SDNCN11 ML16F-SDNCN11	ML16A-SDNCN11-D ML16F-SDNCN11-D	- -



55°

ISO-Line
DC..-11T3..

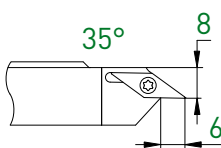
ML12	ML12	ML12
ML12A-SVJCR11 ML12F-SVJCR11	ML12A-SVJCR11-D ML12F-SVJCR11-D	ML12A-SVJCR11-JET-D -
ML16	ML16	ML16
ML16A-SVJCR11 ML16F-SVJCR11	ML16A-SVJCR11-D ML16F-SVJCR11-D	ML16A-SVJCR11-JET-D -



35°

ISO-Line
VC..-1103..

ML12	ML12	ML12
ML12A-SV-CR11	ML12A-SV-CR11-D	-
ML16	ML16	ML16
ML16A-SV-CR11	ML16A-SV-CR11-D	-



35°

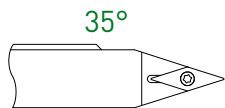
ISO-Line
VC..-1103..

Porte-plaquettes

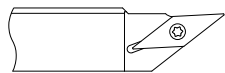
WSP-Halter

Insert holders



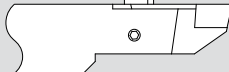
ISO-Line



ISO-Line
VC...-1103..



ISO-Line
VC...-1303..

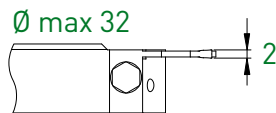
Standard	-D	-JET-D
		
Art. N°	Art. N°	Art. N°
ML12	ML12	ML12
ML12A-SVVCN11 ML12F-SVVCN11	ML12A-SVVCN11-D ML12F-SVVCN11-D	ML12A-SVVCN11-JET-D -
ML16	ML16	ML16
ML16A-SVVCN11 ML16F-SVVCN11	ML16A-SVVCN11-D ML16F-SVVCN11-D	- -
ML12	ML12	ML12
-	ML12A-SVJCR13-D	-
ML16	ML16	ML16
-	ML16A-SVJCR13-D	ML16A-SVJCR13-JET-D

Porte-plaquettes

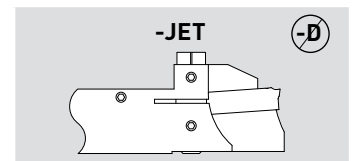
WSP-Halter

Insert holders

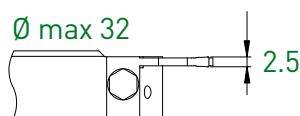
EVOCUT-Line



EVOCUT-Line
ET20..



Art. N°	Art. N°	Art. N°
ML16	ML16	ML16
-	-	ML16A-ET20-JET32

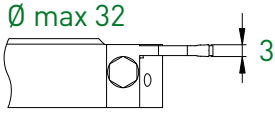


EVOCUT-Line
ET25..

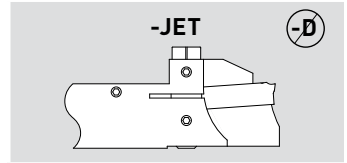
Art. N°	Art. N°	Art. N°
ML16	ML16	ML16
-	-	ML16A-ET25-JET32

- Porte-plaquettes
- WSP-Halter
- Insert holders

EVOCUT-Line



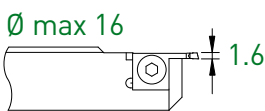
EVOCUT-Line
ET30..



Art. N°	Art. N°	Art. N°
ML16	ML16	ML16
-	-	ML16A-ET30-JET32

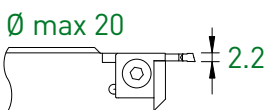
- Porte-plaquettes
- WSP-Halter
- Insert holders

CUT-Line



CUT-Line
CUT16..

Standard		
Art. N°	Art. N°	Art. N°
ML12	ML12	ML12
ML12A-CUT16	-	-
ML12F-CUT16	-	-
ML16	ML16	ML16
ML16A-CUT16	-	-
ML16F-CUT16	-	-



CUT-Line
CUT22..

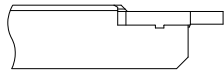
ML12	ML12	ML12
ML12A-CUT22	-	-
ML12F-CUT22	-	-
ML16	ML16	ML16
ML16A-CUT22	-	-
ML16F-CUT22	-	-

Porte-plaquettes

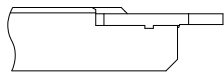
WSP-Halter

Insert holders

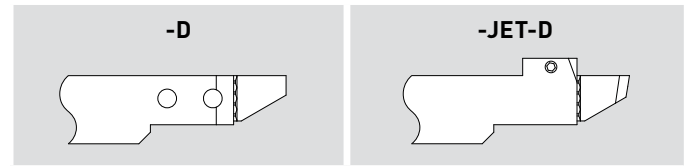
PRO-Line



PRO-Line
642-647



PRO-Line
661



Art. N°	Art. N°	Art. N°
ML12	ML12	ML12
-	ML12A-640-D	ML12A-640-JET-D
ML16	ML16	ML16
-	ML16A-640-D	ML16A-640-JET-D

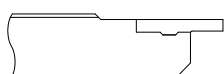
ML12	ML12	ML12
-	ML12A-660-D	ML12A-660-JET-D
ML16	ML16	ML16
-	ML16A-660-D	ML16A-660-JET-D

Porte-plaquettes

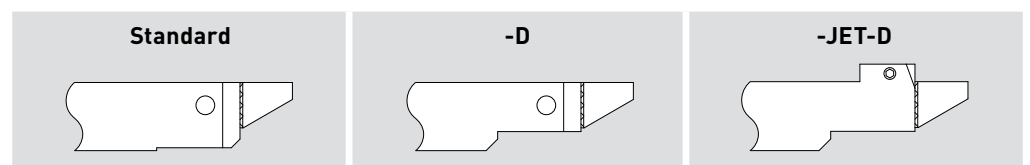
WSP-Halter

Insert holders

ECO-Line



ECO-Line
261-266



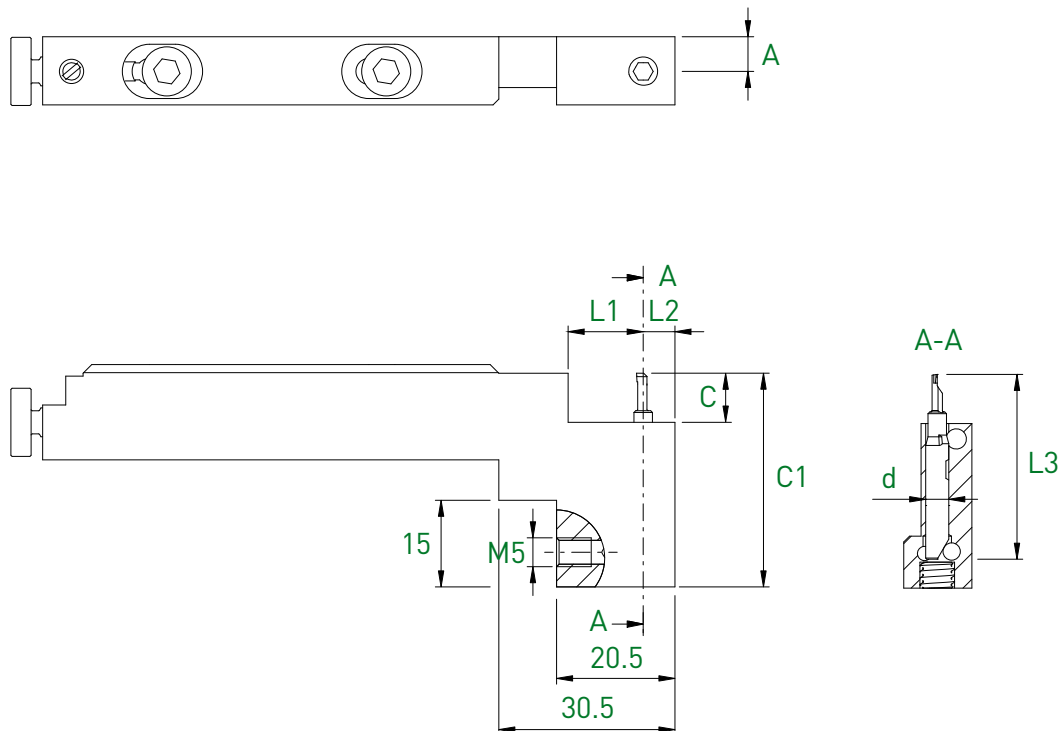
Art. N°	Art. N°	Art. N°
ML12	ML12	ML12
ML12A-260	ML12A-260-D	ML12A-260-JET-D
ML12F-260	ML12F-260-D	-
ML16	ML16	ML16
ML16A-260	ML16A-260-D	ML16A-260-JET-D
ML16F-260	-	-

Porte-outils

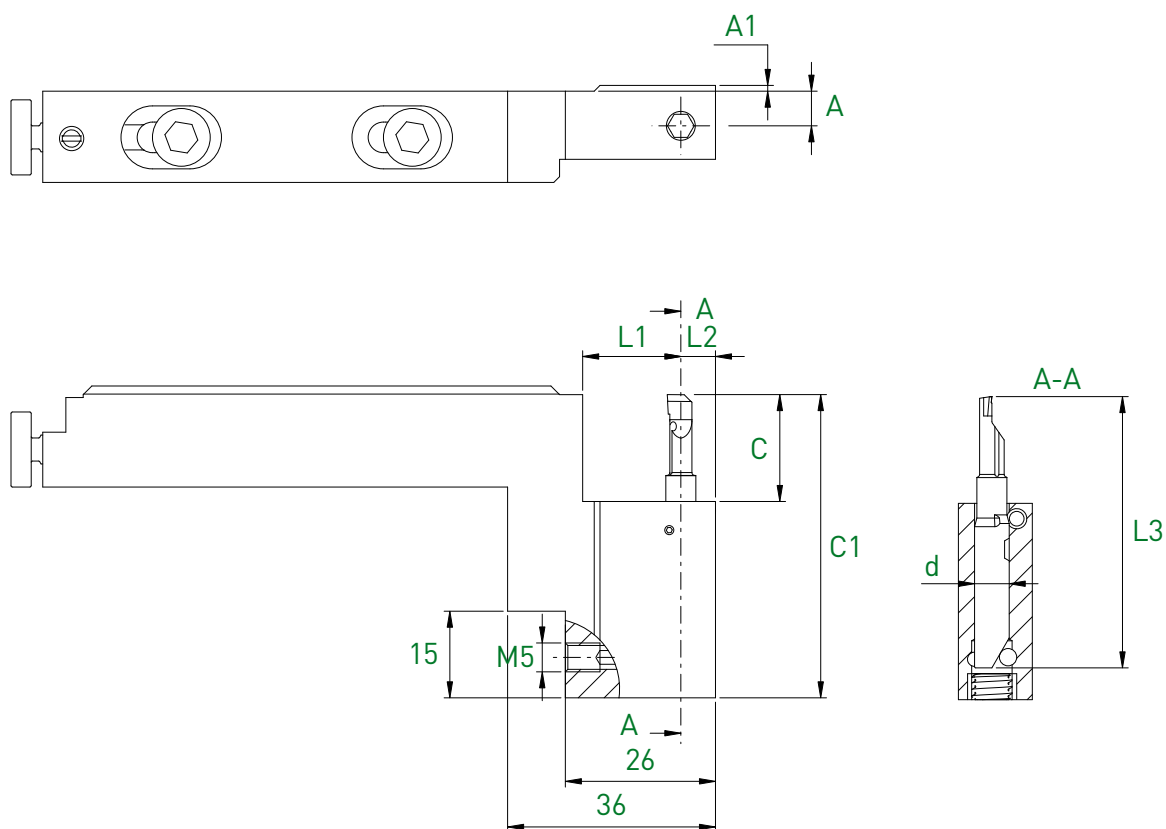
Halter

Holder

IN-Line



								ML12
d	Compatible bars	L3	C	C1	A	L1	L2	Art. N°
4	BB4R... BF4R...	32	8.5	37	6	13	5.5	ML12A-BHK4N-32R-D
		37	13.5	42	6	13	5.5	ML12A-BHK4N-37R-D
		42	18.5	47	6	13	5.5	ML12A-BHK4N-42R-D

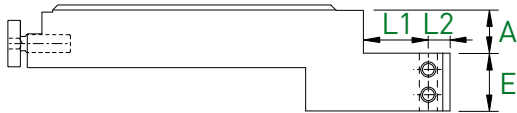
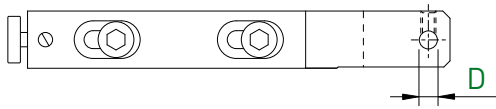


									ML16
d	Compatible bars	L3	C	C1	A	A1	L1	L2	Art. N°
4	BB4R... BF4R...	32	8.5	37	6	-	17.5	5.5	ML16A-BHK4N-32R-D
		37	13.5	42	6	-	17.5	5.5	ML16A-BHK4N-37R-D
		42	18.5	47	6	-	17.5	5.5	ML16A-BHK4N-42R-D

									ML16
d	Compatible bars	L3	C	C1	A	A1	L1	L2	Art. N°
6	BB4R... BF4R...	47	18.5	52.5	6	1	17	6	ML16A-BHK6N-47R-D
		57	28.5	62.5	6	1	17	6	ML16A-BHK6N-57R-D

- Porte-outils
- Halter
- Holder

TOOLING-Line

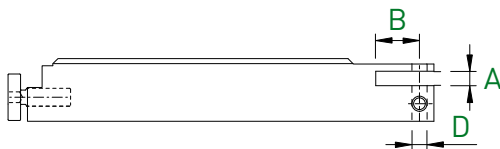


					ML12
A	D	E	L1	L2	Art. N°
8	3	12	13	6	ML12A-2440-8-3
8	4	12	13	6	ML12A-2440-8-4
8	5	12	13	6	ML12A-2440-8-5
12	6	12	13	6	ML12A-2440-12-6

					ML16
A	D	E	L1	L2	Art. N°
12	3	16	18	6	ML16A-2440-12-3
12	4	16	18	6	ML16A-2440-12-4
12	5	16	18	6	ML16A-2440-12-5
12	6	16	18	6	ML16A-2440-12-6
18	8	16	18	6	ML16A-2440-18-8

- Porte-molettes
- Rändelhalter
- Knurl holders

TOOLING-Line



			ML12
A	D	B	Art. N°
4	4	8	ML12A-2402-44

			ML16
A	D	B	Art. N°
4	4	11	ML16A-2402-44

MODU-LINE

Porte-plaquettes – Coupe déportée & contre-opération

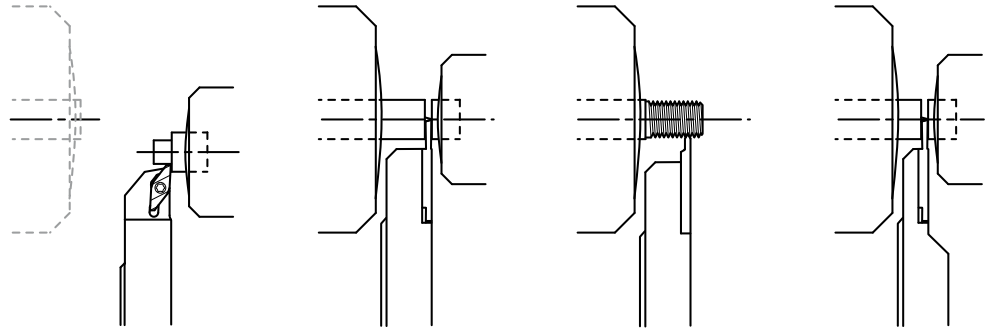
WSP-Halter – Versetztes Schneiden & Gegenspindel

Insert holders – Cut off line & cut on subspindle

Coupe à droite déportée ou usinage à gauche sur contre-broche

Rechtsschneidend versetzt oder linksschneidend auf Gegenspindel

Right hand cut off line or left hand cut on subspindle



TURN-Line
ISO-Line

TOP-Line
EVOCUT-Line
CUT-Line
PRO-Line
ECO-Line

TOP-Line
EVOCUT-Line
CUT-Line
PRO-Line
ECO-Line

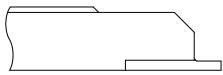
TOP-Line
PRO-Line
ECO-Line

Porte-plaquettes – Coupe déportée & contre-opération

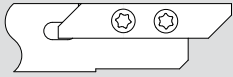
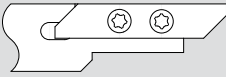
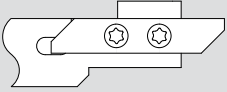
WSP-Halter – Versetztes Schneiden & Gegenspindel

Insert holders – Cut off line & cut on subspindle

TOP-Line



TOP-Line
731-737

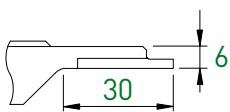
Standard	-D	-JET-D
		
Art. N°	Art. N°	Art. N°
ML12	ML12	ML12
ML12A-730-V	ML12A-730-V-D	ML12A-730-V-JET-D
ML16	ML16	ML16
ML16A-730-V	ML16A-730-V-D	ML16A-730-V-JET-D

Porte-plaquettes – Coupe déportée & contre-opération

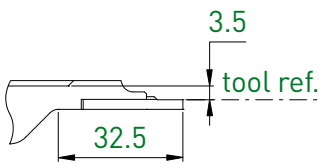
WSP-Halter – Versetztes Schneiden & Gegenspindel

Insert holders – Cut off line & cut on subspindle

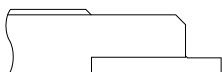
TOP-Line



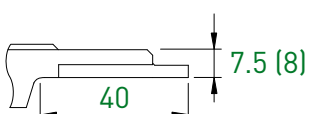
TOP-Line
731R



TOP-Line
731R



TOP-Line
751-757



TOP-Line
751R

Standard	-D	-JET ^(-D)
Art. N°	Art. N°	Art. N°
ML12	ML12	ML12
ML12A-730RC	-	ML12A-730RC-JET

-JET-D		
ML16	ML16	ML16
ML16A-730RC	ML16A-730RC-D	ML16A-730RC-JET-D

ML12	ML12	ML12
ML12A-730RC-R04	-	-
ML12A-730RC-SWISS-NANO	-	-

ML12	ML12	ML12
ML12A-750-V	ML12A-750-V-D	ML12A-750-V-JET-D
ML16	ML16	ML16
ML16A-750-V	ML16A-750-V-D	ML16A-750-V-JET-D

ML12	ML12	ML12 ^(-D)
ML12A-750RC	-	ML12A-750RC-JET
ML16	ML16	ML16
ML16A-750RC	ML16A-750RC-D	ML16A-750RC-JET-D

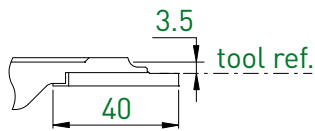
MODU-LINE

Porte-plaquettes – Coupe déportée & contre-opération

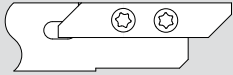

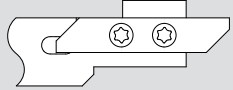
WSP-Halter – Versetztes Schneiden & Gegenspindel

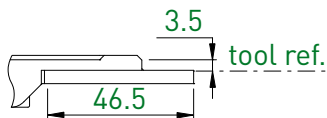
Insert holders – Cut off line & cut on subspindle

TOP-Line



TOP-Line
751R

Standard	-D	-JET-D
		
Art. N°	Art. N°	Art. N°
ML12	ML12	ML12
ML12A-750RC-R04	-	-
ML12A-750RC-SWISS-NANO	-	-



TOP-Line
771R

ML12	ML12	ML12
ML12A-770RC-SWISS-NANO	-	-

Porte-plaquettes – Contre-opération



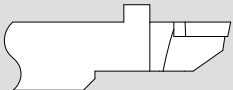
WSP-Halter – Gegenspindel

Insert holders – Cut on subspindle

TURN-Line



TURN-Line
337-339

Standard	-D	-JET-D
		
Art. N°	Art. N°	Art. N°
ML12	ML12	ML12
ML12A-330-V	ML12A-330-V-D	ML12A-330-V-JET-D
ML16	ML16	ML16
ML16A-330-V	ML16A-330-V-D	ML16A-330-V-JET-D

Porte-plaquettes – Contre-opération


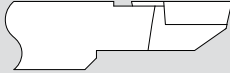

WSP-Halter – Gegenspindel

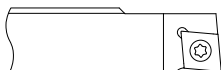
Insert holders – Cut on subspindle

ISO-Line



ISO-Line
CC..-0602..

Standard	-D	-JET-D
		
Art. N°	Art. N°	Art. N°
ML12	ML12	ML12
-	ML12A-SCLCL06-V-D	ML12A-SCLCL06-V-JET-D
ML16	ML16	ML16
-	ML16A-SCLCL06-V-D	ML16A-SCLCL06-V-JET-D




ISO-Line
CC..-9T3..

ML12	ML12	ML12
-	ML12A-SCLCL09-V-D	ML12A-SCLCL09-V-JET-D
ML16	ML16	ML16
-	ML16A-SCLCL09-V-D	ML16A-SCLCL09-V-JET-D



ISO-Line
CC..-0702..

ML12	ML12	ML12
-	ML12A-SDJCL07-V-D	ML12A-SDJCL07-V-JET-D
ML16	ML16	ML16
-	ML16A-SDJCL07-V-D	ML16A-SDJCL07-V-JET-D



ISO-Line
DC..-11T3..

ML12	ML12	ML12
ML12A-SDJCL11-V	ML12A-SDJCL11-V-D	ML12A-SDJCL11-V-JET-D
ML16	ML16	ML16
ML16A-SDJCL11-V	ML16A-SDJCL11-V-D	ML16A-SDJCL11-V-JET-D

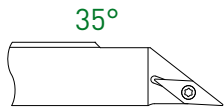
MODU-LINE

Porte-plaquettes – Contre-opération

WSP-Halter – Gegenspindel

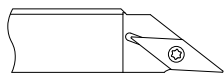
Insert holders – Cut on subspindle

ISO-Line



ISO-Line
VC..-1103..

Standard	-D	-JET-D
Art. N°	Art. N°	Art. N°
ML12	ML12	ML12
ML12A-SVJCL11-V	ML12A-SVJCL11-V-D	ML12A-SVJCL11-V-JET-D
ML16	ML16	ML16
ML16A-SVJCL11-V	ML16A-SVJCL11-V-D	ML16A-SVJCL11-V-JET-D



ISO-Line
VC..-1303..

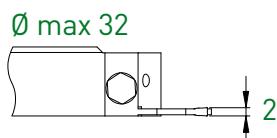
ML12	ML12	ML12
-	ML12A-SVJCL13-V-D	-
ML16	ML16	ML16
-	ML16A-SVJCL13-V-D	ML16A-SVJCL13-V-JET-D

Porte-plaquettes – Coupe déportée

WSP-Halter – Versetztes Schneiden

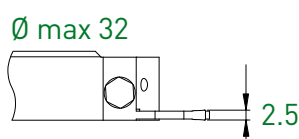
Insert holders – Cut off line

EVOCUT-Line



EVOCUT-Line
ET20

Art. N°	Art. N°	Art. N°
ML16	ML16	ML16
-	-	ML16A-ET20-V-JET32

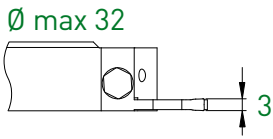


EVOCUT-Line
ET25

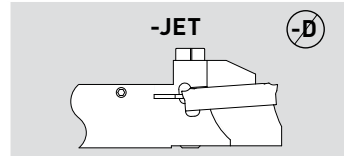
ML16	ML16	ML16
-	-	ML16A-ET25-V-JET32

- Porte-plaquettes – Coupe déportée**
- WSP-Halter – Versetztes Schneiden**
- Insert holders – Cut off line**

EVO CUT-Line



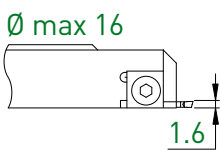
EVO CUT-Line
ET30



ML16	ML16	ML16
-	-	ML16A-ET30-V-JET32

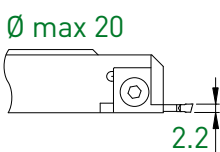
- Porte-plaquettes – Coupe déportée**
- WSP-Halter – Versetztes Schneiden**
- Insert holders – Cut off line**

CUT-Line



CUT-Line
CUT16

Standard		
Art. N°	Art. N°	Art. N°
ML12	ML12	ML12
ML12A-CUT16-V	-	-
ML12F-CUT16-V	-	-
ML16	ML16	ML16
ML16A-CUT16-V	-	-
ML16F-CUT16-V	-	-



CUT-Line
CUT22

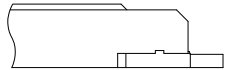
ML12	ML12	ML12
ML12A-CUT22-V	-	-
ML12F-CUT22-V	-	-
ML16	ML16	ML16
ML16A-CUT22-V	-	-
ML16F-CUT22-V	-	-

Porte-plaquettes – Coupe déportée & contre-opération

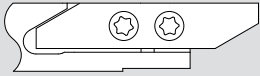
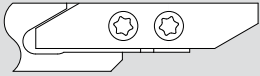

WSP-Halter – Versetztes Schneiden & Gegenspindel

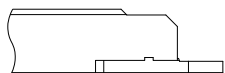
Insert holders – Cut off line & cut on subspindle

PRO-Line



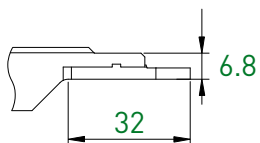
PRO-Line
632-636

Standard	-D	-JET-D
		
Art. N°	Art. N°	Art. N°
ML12	ML12	ML12
-	ML12A-630-V-D	ML12A-630-V-JET-D
ML16	ML16	ML16
-	ML16A-630-V-D	ML16A-630-V-JET-D



PRO-Line
651R

ML12	ML12	ML12
-	ML12A-650-V-D	ML12A-650-V-JET-D
ML16	ML16	ML16
-	ML16A-650-V-D	ML16A-650-V-JET-D

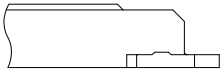


PRO-Line
651R

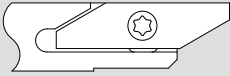
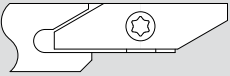
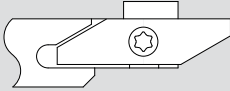
ML12	ML12	ML12
ML12A-650RC	ML12A-650RC-D	-
ML16	ML16	ML16
-	ML16A-650RC-D	ML16A-650RC-JET-D

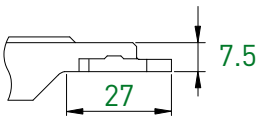
- Porte-plaquettes – Coupe déportée & contre-opération**
- WSP-Halter – Versetztes Schneiden & Gegenspindel**
- Insert holders – Cut off line & cut on subspindle**

ECO-Line



ECO-Line
251-261

Standard	-D	-JET-D
		
Art. N°	Art. N°	Art. N°
ML12	ML12	ML12
ML12A-250-V	ML12A-250-V-D	ML12A-250-V-JET-D
ML16	ML16	ML16
ML16A-250-V	ML16A-250-V-D	ML16A-250-V-JET-D



ECO-Line
251R

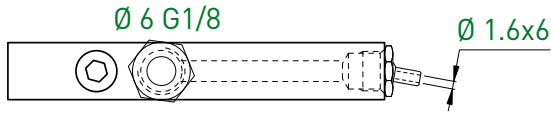
ML12	ML12	ML12
-	ML12A-250RC-D	-
ML16	ML16	ML16
-	ML16A-250RC-D	-

MODU-LINE

Modules d'arrosage
Kühlmittelzufuhrelemente
Coolant supply units

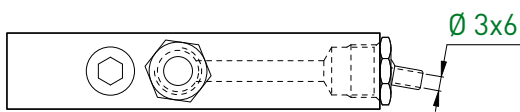
ML12 / ML16

ML12



Raccord Anschluss Connection	Buses d'arrosage Kühlmitteldüse Coolant nozzles	ML12 Art. N°
Ø 6 G 1/8	5/16"	ML12-JET-5/16

ML16

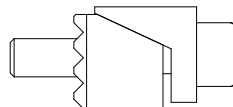
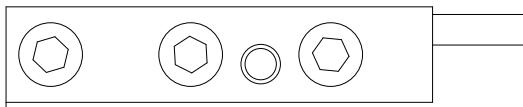


Raccord Anschluss Connection	Buses d'arrosage Kühlmitteldüse Coolant nozzles	ML16 Art. N°
Ø 6 G 1/8	7/16"	ML16-JET-7/16

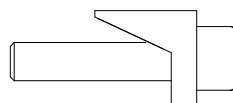
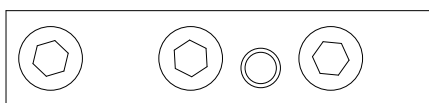
buses optionnelles voir page 81
 zusätzliche Düsen siehe Seite 81
 optional nozzles see page 81

Modules de serrage
Spannelemente
Clamping units

ML12 / ML16



ML12 Art. N°	ML16 Art. N°
ML12-FIX-12/14	ML16-FIX-16/16
-	ML16-FIX-16/16.5
-	ML16-FIX-16/17
-	ML16-FIX-16/20
-	ML16-FIX-16/22
-	ML16-FIX-16/24



ML12 Art. N°	ML16 Art. N°
ML12-FIX-12	ML16-FIX-16

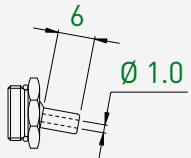
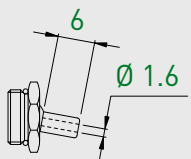
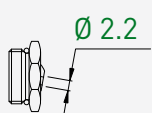
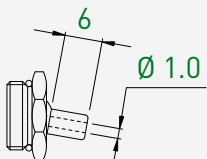
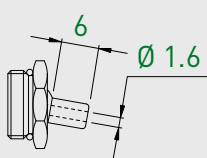
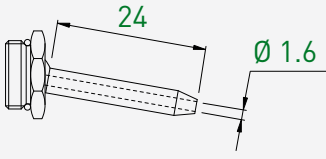
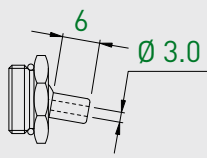
Buses d'arrosage

Kühlmitteldüsen

Coolant nozzles

5/16" / 7/16"

JET

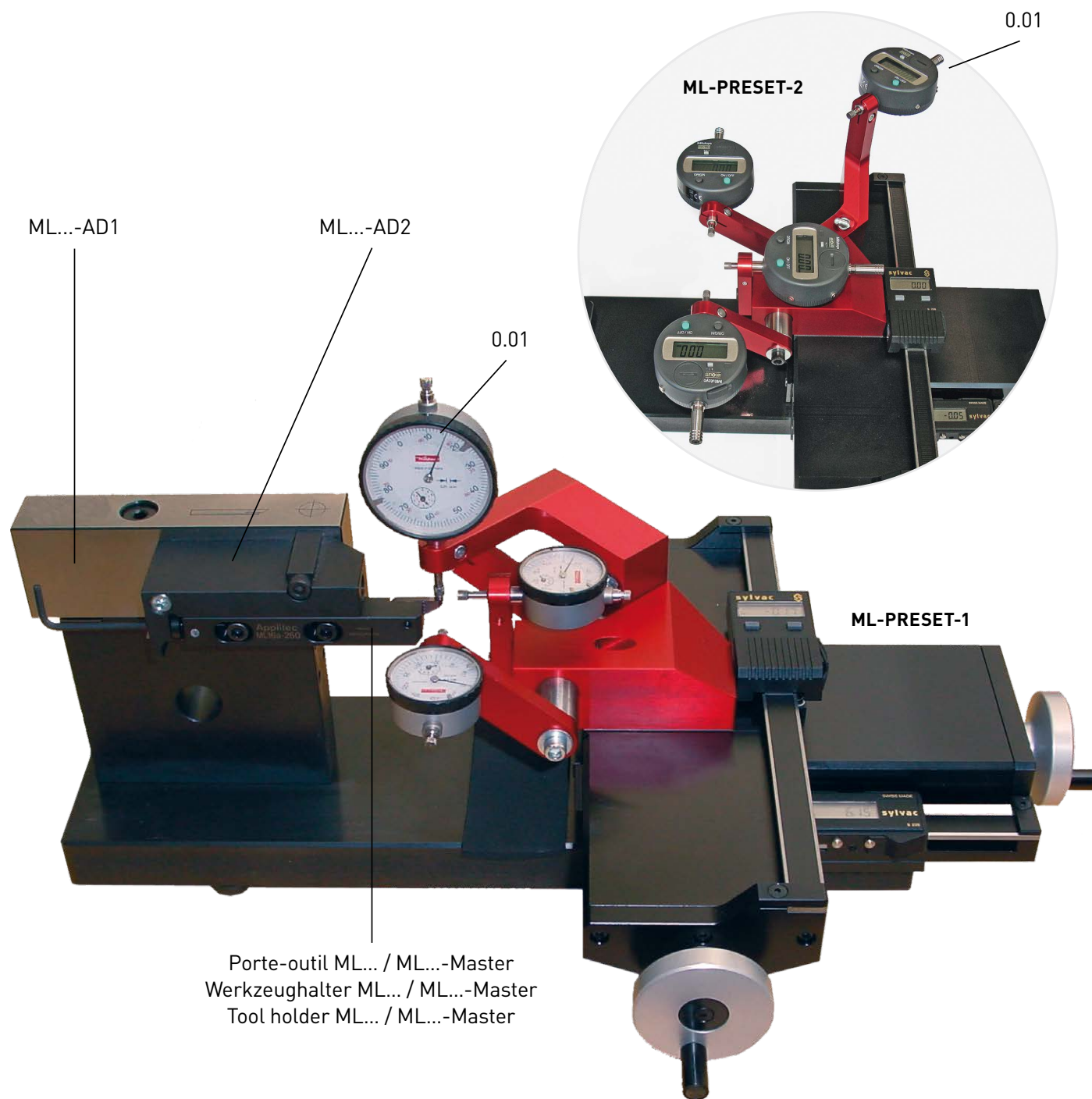
5/16"	Art. N°	Références compatibles Kompatible Artikeln Compatible items
	ML-JET 5/16-1.0x6	ML12-JET-5/1.6
	ML-JET 5/16-1.6x6	une buse ML-JET-5/16-1.6x6 est comprise eine Düse ML-JET-5/16-1.6x6 ist inbegriffen a nozzle ML-JET-5/16-1.6x6 is included
	ML-JET 5/16-2.2x0	
7/16"	Art. N°	Références compatibles Kompatible Artikeln Compatible items
	ML-JET 7/16-1.0x6	ML16-KMX26-JET ML16-JET-7/16
	ML-JET 7/16-1.6x6	ML12-DEC010-JET ML16-DEC013-JET ML16-DEC020-JET ML16-S20-JET ML16-SWISS-ST26-JET
	ML-JET-7/16-1.6x24	une buse ML-JET-7/16-3.0x6 est comprise avec chaque article ci-dessus eine Düse ML-JET 7/16-3.0x6 ist mit jedem vorstehenden Artikel inbegriffen
	ML-JET-7/16-3.0x6	a nozzle ML-JET 7/16-3.0x6 is included with each above item

Banc de préréglage

Voreinstellgerät

Presetting device

ML12 / ML16



Porte-outil ML... / ML...-Master
Werkzeughalter ML... / ML...-Master
Tool holder ML... / ML...-Master

Art. N°

ML-PRESET-1

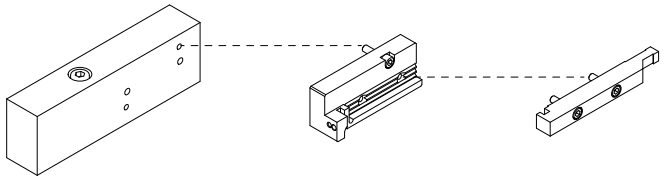
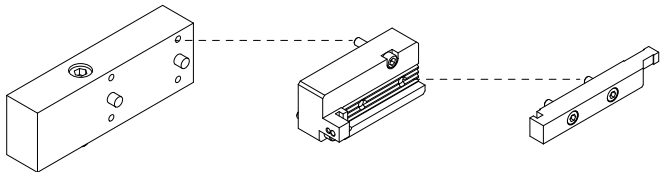
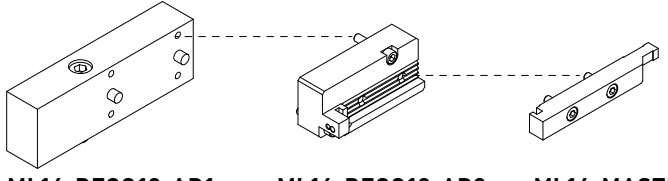
ML-PRESET-2

Banc de préréglage

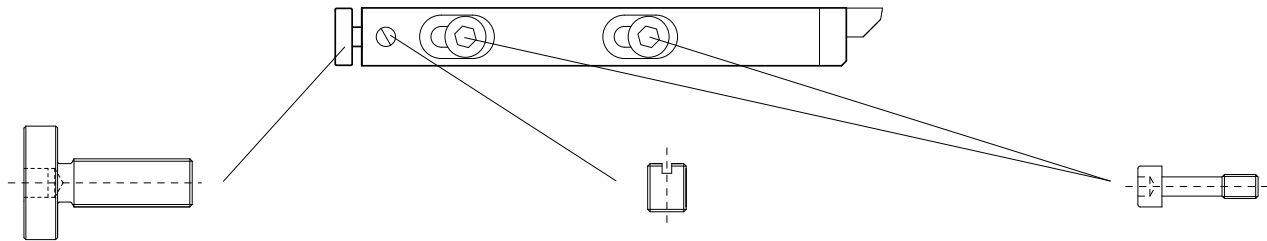
Voreinstellgerät

Presetting device

ML12 / ML16

Type Typ Type	Fabricant Hersteller Manufacturer	Machines Maschinen Machines	Adaptateurs et jauges d'étalonnage Adapter und Einstellehre Adaptators and master gauges
ML12	CITIZEN	C12/C16	 <p>ML12-AD1 ML12-AD2 ML12-MASTER</p>
		L12	
		L12-2M10	
		M16	
		R04	
	R07		
	HANWHA	XD20M	
	METAFIL	D10	
	STAR	SB12RG	
		SR10-J	
		SW12R11	
	TORNOS	DEC07/10 - EvoDECO 10	
		SWISS-NANO	
		SWISS-NANO 7	
		DT13	
		CT20	
		GT13	
	TSUGAMI	B074	
B075			
PO34			
ML16	CITIZEN	K16	 <p>ML16/20-AD1 ML16-AD2 ML16-MASTER</p>
		L20	
		L20E	
	HANWHA	SL12/16	
	MANUHRIN	KMX 426/526/626	
		SA-12/SA16/SA16R	
	STAR	SB16	
		SB16/20RG	
		SB20C/E	
		SR20J	
		SR-16R/SR-20R/SR-20R11	
		SR20R111	
		SR20R1V	
		SR32J	
		SV12/20	
		SW20R	
	TORNOS	DEC020/26 - EvoDECO20/32	
		SIGMA20/32	
DT26			
GT26			
GT32			
ML16	TORNOS	DEC013- EvoDEC016	 <p>ML16-DEC013-AD1 ML16-DEC013-AD2 ML16-MASTER</p>
ST26			

ML12



Vis de réglage
Einstellungsschraube
Setting screw

Art. N°

ML12A-M5X0.5

Vis de blocage
Blockierschraube
Locking screw

Art. N°

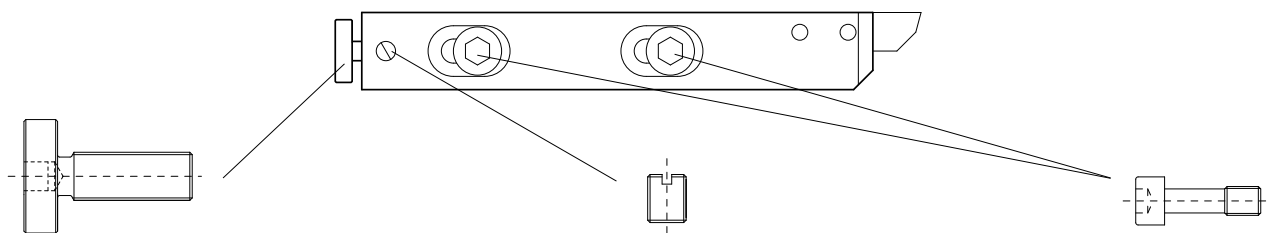
ML-M4X4-T

Vis de fixation
Befestigungsschraube
Fixing screw

Art. N°

ML12-M5XL20

ML16



Vis de réglage
Einstellungsschraube
Setting screw

Art. N°

ML16A-M5X0.5

Vis de blocage
Blockierschraube
Locking screw

Art. N°

ML-M4X4-T

Vis de fixation
Befestigungsschraube
Fixing screw

Art. N°

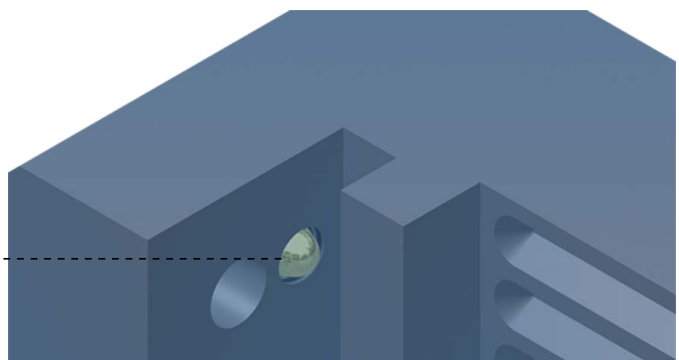
ML16/20-M6XL20

Art. N°

ML-205004

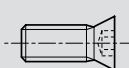
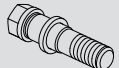



Butée à ressort
Federnde Schraube
Spring bumper



Pièces de rechange
Ersatzteile
Spare parts
ML12 / ML16

 Vis et clés pour le serrage des plaquettes
 Schrauben und Schlüssel für WSP-Befestigung
 Screws and keys for insert clamping

Porte-outils Halter Holders					
ML...250	V-M4X9-T15	C-T15	-	-	-
ML...260	V-M4X9-T15	C-T15	-	-	-
ML...330	V-M2.5X7.8-T8	C-T8	-	-	-
ML...340	V-M2.5X7.8-T8	C-T8	-	-	-
ML...630	V-M4X9-T15	C-T15	-	-	-
ML...640	V-M4X9-T15	C-T15	-	-	-
ML...650	V-M4X9-T15	C-T15	-	-	-
ML...650RC	V-M4X6.5-T15	C-T15	-	-	-
ML...660	V-M4X9-T15	C-T15	-	-	-
ML...730	V-M3X7-T8	C-T8	-	-	-
ML...730RC	V-M3X5.5-T8	C-T8	-	-	-
ML...730RC-R04	V-M3X4.5-T8 V-M3X7-T8	C-T8	-	-	-
ML...730RC-SWISS-NANO	V-M3X4.5-T8 V-M3X7-T8	C-T8	-	-	-
ML...740	V-M3X7-T8	C-T8	-	-	-
ML...750	V-M4X9-T15	C-T15	-	-	-
ML...750RC	V-M4X7.3-T15	C-T15	-	-	-
ML...750RC-R04	V-M4X5.6-T15 V-M4X7.3-T15	C-T15	-	-	-
ML...750RC-SWISS-NANO	V-M4X5.6-T15 V-M4X7.3-T15	C-T15	-	-	-
ML...760	V-M4X9-T15	C-T15	-	-	-
ML...770RC-SWISS-NANO	V-M4X7.3-T15	C-T15	-	-	-
ML...780	V-M4X9-T15	C-T15	-	-	-
ML...SC...06	V-M2.5X5.8-T8	C-T8	-	-	-
ML...SC...09	V-M4X7-T15-ISO	C-T15	-	-	-
ML...-SD...07	V-M2.5X7.8-T8	C-T8	-	-	-
ML...-SD...07-D	V-M2.5X5.8-T8	C-T8	-	-	-
ML12...-SDJ...11	V-M4X7-T15-ISO	C-T15	-	-	-
ML12...-SDN...11	V-M4X9-T15-ISO	C-T15	-	-	-
ML16...-SD...11	V-M4X9-T15-ISO	C-T15	-	-	-
ML...-SV...11	V-M2.5X7.8-T8	C-T8	-	-	-
ML...-SV...13	V-M3X7.3-T8-ISO	C-T8	-	-	-
ML...-CUT16	-	-	CUT16RS-SET	-	-
ML...-CUT16-V	-	-	CUT16LS-SET	-	-
ML...-CUT22	-	-	CUT22RS-SET	-	-
ML...-CUT16-V	-	-	CUT22LS-SET	-	-
ML16...-ET... JET32	-	-	-	V-M5X21-6P7-J	C-6PEX-7.0
ML16...-ET... V-JET32	-	-	-	V-M5X21-6P7-J	C-6PEX-7.0

PERFORMANCE | PRECISION | RIGIDITY



MODU-LINE

**APPLITEC MOUTIER SA
2740 MOUTIER**

**+41 (0)32 494 60 20
INFO@APPLITEC-TOOLS.COM**

WWW.APPLITEC-TOOLS.COM