


# KDA



Highly efficient new general purpose solid carbide drill

High-precision design for a wide variety of machining solutions



New high efficiency coated solid carbide drill

# KDA

KDA is for excellent all-around drilling performance.  
Large lineup accomodates a wide variety of applications.

## Styles available

### **Type N** Normal type

General purpose design without coolant holes  
Economical style for machining with external coolant


Diameter  
range

3D

5D

ø3~ø16

Cutting diameters available in 0.1 mm increments



### **Type C** with Coolant hole

Coolant-through design  
Provides higher efficiency and stable machining with stainless steel, etc.

Diameter  
range

3D


5D

ø3~ø16

Cutting diameters available in 0.1 mm increments







1

### Applicable to a wide range of machining applications

Type N: No coolant holes  
 Type C: With coolant holes  
 3D and 5D depths available



3D / 131 Items

5D / 131 Items



3D / 131 Items

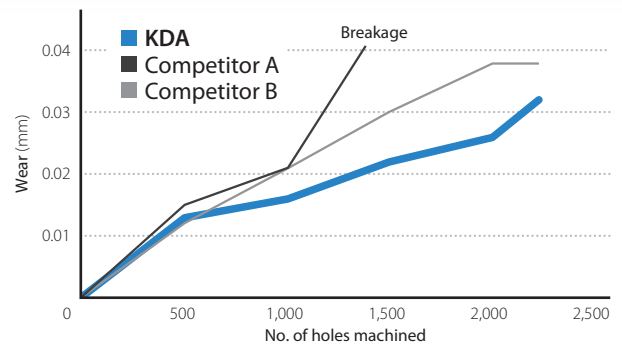
5D / 131 Items

2

### High-performance coating maintains long tool life

Excellent wear and heat resistance  
 Aluminum Chrome (AlCr) coating

Wear resistance comparison (Internal evaluation)



Cutting conditions: Vc = 120 m/min, f = 0.23 mm/rev, H = 24 mm, Wet (Internal coolant) C50, BT 50, ø6 mm, 5xD, type C



KDA



Competitor B



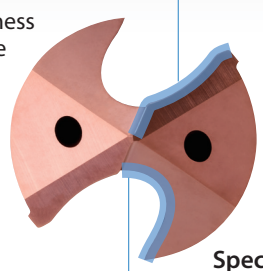
3

### Stable machining with unique shape

Curved cutting-edge design and special flute shape

#### Curved cutting-edge design

Excellent sharpness and cutting edge strength



#### Special flute shape

Excellent chip control and high rigidity



KDA

#### Chip condition

(Internal evaluation)

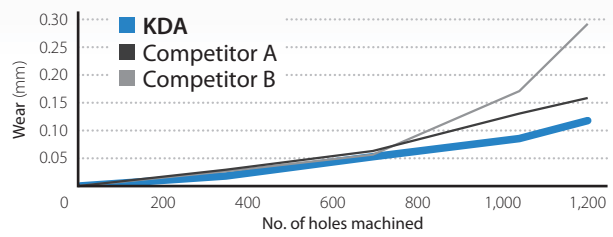
Cutting conditions:  
 $V_c = 80 \text{ m/min}$ ,  $f = 0.14 \text{ mm/rev}$ ,  
 $H = 24 \text{ mm}$ , Wet (Internal coolant)  
 BT 50  $\phi 6$  (5D) Type C

4

### Supports a variety of workpieces

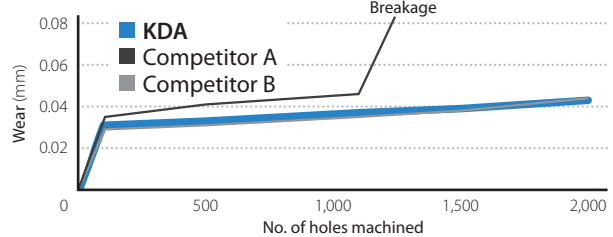
Compatible not only with carbon steel, but also mold steel, stainless steel, cast iron machining, etc.

#### Alloy steel 42CrMo4 (32 HRC) (Internal evaluation)



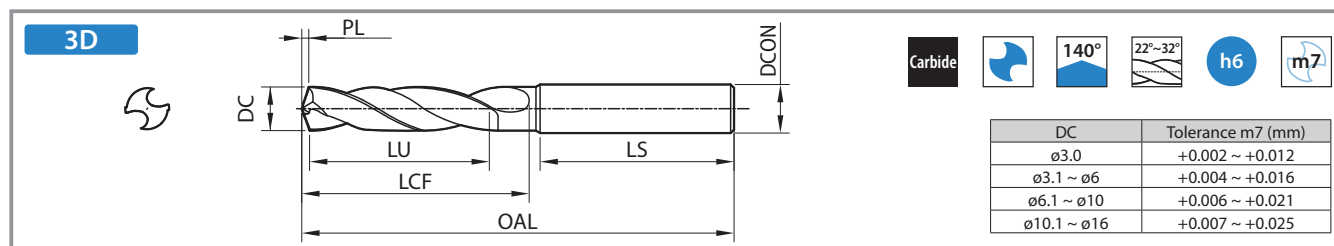
Cutting conditions:  $V_c = 100 \text{ m/min}$ ,  $f = 0.15 \text{ mm/rev}$ ,  $H = 24 \text{ mm}$ ,  
 Wet (Internal coolant), BT 50,  $\phi 6 \text{ mm}$ , 5xD, type C

#### Stainless steel X5CrNi18-9 (Internal evaluation)



Cutting conditions:  $V_c = 80 \text{ m/min}$ ,  $f = 0.14 \text{ mm/rev}$ ,  $H = 24 \text{ mm}$ ,  
 Wet (Internal coolant), BT 50,  $\phi 6 \text{ mm}$ , 5xD, type C

# Type N No coolant holes



Description	Availability	Dimensions (mm)						
		DC	DCON	OAL	LU	LCF	LS	PL
KDA0300X03S060N	●	3	6	62	15.5	20	36	0.5
KDA0310X03S060N	●	3.1	6	62	15.3	20	36	0.5
KDA0320X03S060N	●	3.2	6	62	15.2	20	36	0.5
KDA0330X03S060N	●	3.3	6	62	15.0	20	36	0.6
KDA0340X03S060N	●	3.4	6	62	14.9	20	36	0.6
KDA0350X03S060N	●	3.5	6	62	14.7	20	36	0.6
KDA0360X03S060N	●	3.6	6	62	14.6	20	36	0.6
KDA0370X03S060N	●	3.7	6	62	14.4	20	36	0.6
KDA0380X03S060N	●	3.8	6	66	18.3	24	36	0.6
KDA0390X03S060N	●	3.9	6	66	18.1	24	36	0.7
KDA0400X03S060N	●	4	6	66	18.0	24	36	0.7
KDA0410X03S060N	●	4.1	6	66	17.8	24	36	0.7
KDA0420X03S060N	●	4.2	6	66	17.7	24	36	0.7
KDA0430X03S060N	●	4.3	6	66	17.5	24	36	0.7
KDA0440X03S060N	●	4.4	6	66	17.4	24	36	0.8
KDA0450X03S060N	●	4.5	6	66	17.2	24	36	0.8
KDA0460X03S060N	●	4.6	6	66	17.1	24	36	0.8
KDA0470X03S060N	●	4.7	6	66	16.9	24	36	0.8
KDA0480X03S060N	●	4.8	6	66	20.8	28	36	0.8
KDA0490X03S060N	●	4.9	6	66	20.6	28	36	0.8
KDA0500X03S060N	●	5	6	66	20.5	28	36	0.9
KDA0510X03S060N	●	5.1	6	66	20.3	28	36	0.9
KDA0520X03S060N	●	5.2	6	66	20.2	28	36	0.9
KDA0530X03S060N	●	5.3	6	66	20.0	28	36	0.9
KDA0540X03S060N	●	5.4	6	66	19.9	28	36	0.9
KDA0550X03S060N	●	5.5	6	66	19.7	28	36	1.0
KDA0560X03S060N	●	5.6	6	66	19.6	28	36	1.0
KDA0570X03S060N	●	5.7	6	66	19.4	28	36	1.0
KDA0580X03S060N	●	5.8	6	66	19.3	28	36	1.0
KDA0590X03S060N	●	5.9	6	66	19.1	28	36	1.0
KDA0600X03S060N	●	6	6	66	19.0	28	36	1.0
KDA0610X03S080N	●	6.1	8	79	24.8	34	36	1.1
KDA0620X03S080N	●	6.2	8	79	24.7	34	36	1.1

Description	Availability	Dimensions (mm)						
		DC	DCON	OAL	LU	LCF	LS	PL
KDA0630X03S080N	●	6.3	8	79	24.5	34	36	1.1
KDA0640X03S080N	●	6.4	8	79	24.4	34	36	1.1
KDA0650X03S080N	●	6.5	8	79	24.2	34	36	1.1
KDA0660X03S080N	●	6.6	8	79	24.1	34	36	1.2
KDA0670X03S080N	●	6.7	8	79	23.9	34	36	1.2
KDA0680X03S080N	●	6.8	8	79	23.8	34	36	1.2
KDA0690X03S080N	●	6.9	8	79	23.6	34	36	1.2
KDA0700X03S080N	●	7	8	79	23.5	34	36	1.2
KDA0710X03S080N	●	7.1	8	79	30.3	41	36	1.2
KDA0720X03S080N	●	7.2	8	79	30.2	41	36	1.3
KDA0730X03S080N	●	7.3	8	79	30.0	41	36	1.3
KDA0740X03S080N	●	7.4	8	79	29.9	41	36	1.3
KDA0750X03S080N	●	7.5	8	79	29.7	41	36	1.3
KDA0760X03S080N	●	7.6	8	79	29.6	41	36	1.3
KDA0770X03S080N	●	7.7	8	79	29.4	41	36	1.4
KDA0780X03S080N	●	7.8	8	79	29.3	41	36	1.4
KDA0790X03S080N	●	7.9	8	79	29.1	41	36	1.4
KDA0800X03S080N	●	8	8	79	29.0	41	36	1.4
KDA0810X03S100N	●	8.1	10	89	34.8	47	40	1.4
KDA0820X03S100N	●	8.2	10	89	34.7	47	40	1.4
KDA0830X03S100N	●	8.3	10	89	34.5	47	40	1.5
KDA0840X03S100N	●	8.4	10	89	34.4	47	40	1.5
KDA0850X03S100N	●	8.5	10	89	34.2	47	40	1.5
KDA0860X03S100N	●	8.6	10	89	34.1	47	40	1.5
KDA0870X03S100N	●	8.7	10	89	33.9	47	40	1.5
KDA0880X03S100N	●	8.8	10	89	33.8	47	40	1.6
KDA0890X03S100N	●	8.9	10	89	33.6	47	40	1.6
KDA0900X03S100N	●	9	10	89	33.5	47	40	1.6
KDA0910X03S100N	●	9.1	10	89	33.3	47	40	1.6
KDA0920X03S100N	●	9.2	10	89	33.2	47	40	1.6
KDA0930X03S100N	●	9.3	10	89	33.0	47	40	1.6
KDA0940X03S100N	●	9.4	10	89	32.9	47	40	1.7
KDA0950X03S100N	●	9.5	10	89	32.7	47	40	1.7

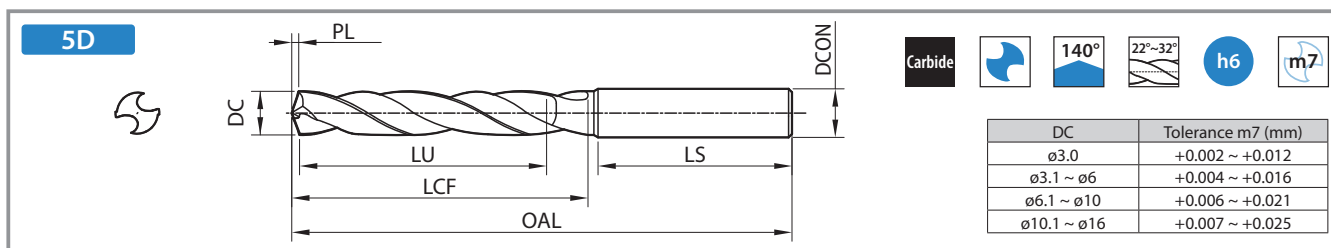
Description	Availability	Dimensions (mm)						
		DC	DCON	OAL	LU	LCF	LS	PL
KDA0960X03S100N	●	9.6	10	89	32.6	47	40	1.7
KDA0970X03S100N	●	9.7	10	89	32.4	47	40	1.7
KDA0980X03S100N	●	9.8	10	89	32.3	47	40	1.7
KDA0990X03S100N	●	9.9	10	89	32.1	47	40	1.8
KDA1000X03S100N	●	10	10	89	32.0	47	40	1.8
KDA1010X03S120N	●	10.1	12	102	39.8	55	45	1.8
KDA1020X03S120N	●	10.2	12	102	39.7	55	45	1.8
KDA1030X03S120N	●	10.3	12	102	39.5	55	45	1.8
KDA1040X03S120N	●	10.4	12	102	39.4	55	45	1.8
KDA1050X03S120N	●	10.5	12	102	39.2	55	45	1.9
KDA1060X03S120N	●	10.6	12	102	39.1	55	45	1.9
KDA1070X03S120N	●	10.7	12	102	38.9	55	45	1.9
KDA1080X03S120N	●	10.8	12	102	38.8	55	45	1.9
KDA1090X03S120N	●	10.9	12	102	38.6	55	45	1.9
KDA1100X03S120N	●	11	12	102	38.5	55	45	2.0
KDA1110X03S120N	●	11.1	12	102	38.3	55	45	2.0
KDA1120X03S120N	●	11.2	12	102	38.2	55	45	2.0
KDA1130X03S120N	●	11.3	12	102	38.0	55	45	2.0
KDA1140X03S120N	●	11.4	12	102	37.9	55	45	2.0
KDA1150X03S120N	●	11.5	12	102	37.7	55	45	2.0
KDA1160X03S120N	●	11.6	12	102	37.6	55	45	2.1
KDA1170X03S120N	●	11.7	12	102	37.4	55	45	2.1
KDA1180X03S120N	●	11.8	12	102	37.3	55	45	2.1
KDA1190X03S120N	●	11.9	12	102	37.1	55	45	2.1
KDA1200X03S120N	●	12	12	102	37.0	55	45	2.1
KDA1210X03S140N	●	12.1	14	107	41.8	60	45	2.2
KDA1220X03S140N	●	12.2	14	107	41.7	60	45	2.2
KDA1230X03S140N	●	12.3	14	107	41.5	60	45	2.2
KDA1240X03S140N	●	12.4	14	107	41.4	60	45	2.2
KDA1250X03S140N	●	12.5	14	107	41.2	60	45	2.2
KDA1260X03S140N	●	12.6	14	107	41.1	60	45	2.2
KDA1270X03S140N	●	12.7	14	107	40.9	60	45	2.3
KDA1280X03S140N	●	12.8	14	107	40.8	60	45	2.3

Description	Availability	Dimensions (mm)						
		DC	DCON	OAL	LU	LCF	LS	PL
KDA1290X03S140N	●	12.9	14	107	40.6	60	45	2.3
KDA1300X03S140N	●	13	14	107	40.5	60	45	2.3
KDA1310X03S140N	●	13.1	14	107	40.3	60	45	2.3
KDA1320X03S140N	●	13.2	14	107	40.2	60	45	2.4
KDA1330X03S140N	●	13.3	14	107	40.0	60	45	2.4
KDA1340X03S140N	●	13.4	14	107	39.9	60	45	2.4
KDA1350X03S140N	●	13.5	14	107	39.7	60	45	2.4
KDA1360X03S140N	●	13.6	14	107	39.6	60	45	2.4
KDA1370X03S140N	●	13.7	14	107	39.4	60	45	2.4
KDA1380X03S140N	●	13.8	14	107	39.3	60	45	2.5
KDA1390X03S140N	●	13.9	14	107	39.1	60	45	2.5
KDA1400X03S140N	●	14	14	107	39.0	60	45	2.5
KDA1410X03S160N	●	14.1	16	115	43.8	65	48	2.5
KDA1420X03S160N	●	14.2	16	115	43.7	65	48	2.5
KDA1430X03S160N	●	14.3	16	115	43.5	65	48	2.6
KDA1440X03S160N	●	14.4	16	115	43.4	65	48	2.6
KDA1450X03S160N	●	14.5	16	115	43.2	65	48	2.6
KDA1460X03S160N	●	14.6	16	115	43.1	65	48	2.6
KDA1470X03S160N	●	14.7	16	115	42.9	65	48	2.6
KDA1480X03S160N	●	14.8	16	115	42.8	65	48	2.6
KDA1490X03S160N	●	14.9	16	115	42.6	65	48	2.7
KDA1500X03S160N	●	15	16	115	42.5	65	48	2.7
KDA1510X03S160N	●	15.1	16	115	42.3	65	48	2.7
KDA1520X03S160N	●	15.2	16	115	42.2	65	48	2.7
KDA1530X03S160N	●	15.3	16	115	42.0	65	48	2.7
KDA1540X03S160N	●	15.4	16	115	41.9	65	48	2.8
KDA1550X03S160N	●	15.5	16	115	41.7	65	48	2.8
KDA1560X03S160N	●	15.6	16	115	41.6	65	48	2.8
KDA1570X03S160N	●	15.7	16	115	41.4	65	48	2.8
KDA1580X03S160N	●	15.8	16	115	41.3	65	48	2.8
KDA1590X03S160N	●	15.9	16	115	41.1	65	48	2.8
KDA1600X03S160N	●	16	16	115	41.0	65	48	2.9

\* Drilling depth is an approximate indication of L/D.  
Depending on the size, it may be smaller than the listed L/D.

● : Available

# Type N No coolant holes



Description	Availability	Dimensions (mm)						
		DC	DCON	OAL	LU	LCF	LS	PL
KDA0300X05S060N	●	3	6	66	23.5	28	36	0.5
KDA0310X05S060N	●	3.1	6	66	23.3	28	36	0.5
KDA0320X05S060N	●	3.2	6	66	23.2	28	36	0.5
KDA0330X05S060N	●	3.3	6	66	23.0	28	36	0.6
KDA0340X05S060N	●	3.4	6	66	22.9	28	36	0.6
KDA0350X05S060N	●	3.5	6	66	22.7	28	36	0.6
KDA0360X05S060N	●	3.6	6	66	22.6	28	36	0.6
KDA0370X05S060N	●	3.7	6	66	22.4	28	36	0.6
KDA0380X05S060N	●	3.8	6	74	30.3	36	36	0.6
KDA0390X05S060N	●	3.9	6	74	30.1	36	36	0.7
KDA0400X05S060N	●	4	6	74	30.0	36	36	0.7
KDA0410X05S060N	●	4.1	6	74	29.8	36	36	0.7
KDA0420X05S060N	●	4.2	6	74	29.7	36	36	0.7
KDA0430X05S060N	●	4.3	6	74	29.5	36	36	0.7
KDA0440X05S060N	●	4.4	6	74	29.4	36	36	0.8
KDA0450X05S060N	●	4.5	6	74	29.2	36	36	0.8
KDA0460X05S060N	●	4.6	6	74	29.1	36	36	0.8
KDA0470X05S060N	●	4.7	6	74	28.9	36	36	0.8
KDA0480X05S060N	●	4.8	6	82	36.8	44	36	0.8
KDA0490X05S060N	●	4.9	6	82	36.6	44	36	0.8
KDA0500X05S060N	●	5	6	82	36.5	44	36	0.9
KDA0510X05S060N	●	5.1	6	82	36.3	44	36	0.9
KDA0520X05S060N	●	5.2	6	82	36.2	44	36	0.9
KDA0530X05S060N	●	5.3	6	82	36.0	44	36	0.9
KDA0540X05S060N	●	5.4	6	82	35.9	44	36	0.9
KDA0550X05S060N	●	5.5	6	82	35.7	44	36	1.0
KDA0560X05S060N	●	5.6	6	82	35.6	44	36	1.0
KDA0570X05S060N	●	5.7	6	82	35.4	44	36	1.0
KDA0580X05S060N	●	5.8	6	82	35.3	44	36	1.0
KDA0590X05S060N	●	5.9	6	82	35.1	44	36	1.0
KDA0600X05S060N	●	6	6	82	35.0	44	36	1.0
KDA0610X05S080N	●	6.1	8	91	43.8	53	36	1.1
KDA0620X05S080N	●	6.2	8	91	43.7	53	36	1.1

Description	Availability	Dimensions (mm)						
		DC	DCON	OAL	LU	LCF	LS	PL
KDA0630X05S080N	●	6.3	8	91	43.5	53	36	1.1
KDA0640X05S080N	●	6.4	8	91	43.4	53	36	1.1
KDA0650X05S080N	●	6.5	8	91	43.2	53	36	1.1
KDA0660X05S080N	●	6.6	8	91	43.1	53	36	1.2
KDA0670X05S080N	●	6.7	8	91	42.9	53	36	1.2
KDA0680X05S080N	●	6.8	8	91	42.8	53	36	1.2
KDA0690X05S080N	●	6.9	8	91	42.6	53	36	1.2
KDA0700X05S080N	●	7	8	91	42.5	53	36	1.2
KDA0710X05S080N	●	7.1	8	91	42.3	53	36	1.2
KDA0720X05S080N	●	7.2	8	91	42.2	53	36	1.3
KDA0730X05S080N	●	7.3	8	91	42.0	53	36	1.3
KDA0740X05S080N	●	7.4	8	91	41.9	53	36	1.3
KDA0750X05S080N	●	7.5	8	91	41.7	53	36	1.3
KDA0760X05S080N	●	7.6	8	91	41.6	53	36	1.3
KDA0770X05S080N	●	7.7	8	91	41.4	53	36	1.4
KDA0780X05S080N	●	7.8	8	91	41.3	53	36	1.4
KDA0790X05S080N	●	7.9	8	91	41.1	53	36	1.4
KDA0800X05S080N	●	8	8	91	41.0	53	36	1.4
KDA0810X05S100N	●	8.1	10	103	48.8	61	40	1.4
KDA0820X05S100N	●	8.2	10	103	48.7	61	40	1.4
KDA0830X05S100N	●	8.3	10	103	48.5	61	40	1.5
KDA0840X05S100N	●	8.4	10	103	48.4	61	40	1.5
KDA0850X05S100N	●	8.5	10	103	48.2	61	40	1.5
KDA0860X05S100N	●	8.6	10	103	48.1	61	40	1.5
KDA0870X05S100N	●	8.7	10	103	47.9	61	40	1.5
KDA0880X05S100N	●	8.8	10	103	47.8	61	40	1.6
KDA0890X05S100N	●	8.9	10	103	47.6	61	40	1.6
KDA0900X05S100N	●	9	10	103	47.5	61	40	1.6
KDA0910X05S100N	●	9.1	10	103	47.3	61	40	1.6
KDA0920X05S100N	●	9.2	10	103	47.2	61	40	1.6
KDA0930X05S100N	●	9.3	10	103	47.0	61	40	1.6
KDA0940X05S100N	●	9.4	10	103	46.9	61	40	1.7
KDA0950X05S100N	●	9.5	10	103	46.7	61	40	1.7



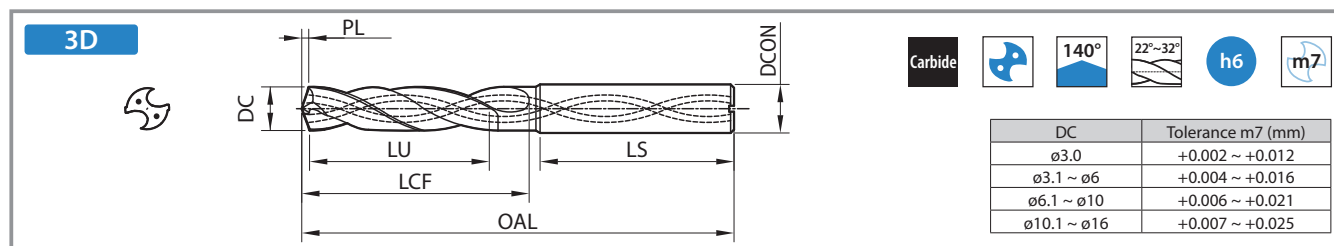
Description	Availability	Dimensions (mm)						
		DC	DCON	OAL	LU	LCF	LS	PL
KDA0960X05S100N	●	9.6	10	103	46.6	61	40	1.7
KDA0970X05S100N	●	9.7	10	103	46.4	61	40	1.7
KDA0980X05S100N	●	9.8	10	103	46.3	61	40	1.7
KDA0990X05S100N	●	9.9	10	103	46.1	61	40	1.8
KDA1000X05S100N	●	10	10	103	46.0	61	40	1.8
KDA1010X05S120N	●	10.1	12	118	55.8	71	45	1.8
KDA1020X05S120N	●	10.2	12	118	55.7	71	45	1.8
KDA1030X05S120N	●	10.3	12	118	55.5	71	45	1.8
KDA1040X05S120N	●	10.4	12	118	55.4	71	45	1.8
KDA1050X05S120N	●	10.5	12	118	55.2	71	45	1.9
KDA1060X05S120N	●	10.6	12	118	55.1	71	45	1.9
KDA1070X05S120N	●	10.7	12	118	54.9	71	45	1.9
KDA1080X05S120N	●	10.8	12	118	54.8	71	45	1.9
KDA1090X05S120N	●	10.9	12	118	54.6	71	45	1.9
KDA1100X05S120N	●	11	12	118	54.5	71	45	2.0
KDA1110X05S120N	●	11.1	12	118	54.3	71	45	2.0
KDA1120X05S120N	●	11.2	12	118	54.2	71	45	2.0
KDA1130X05S120N	●	11.3	12	118	54.0	71	45	2.0
KDA1140X05S120N	●	11.4	12	118	53.9	71	45	2.0
KDA1150X05S120N	●	11.5	12	118	53.7	71	45	2.0
KDA1160X05S120N	●	11.6	12	118	53.6	71	45	2.1
KDA1170X05S120N	●	11.7	12	118	53.4	71	45	2.1
KDA1180X05S120N	●	11.8	12	118	53.3	71	45	2.1
KDA1190X05S120N	●	11.9	12	118	53.1	71	45	2.1
KDA1200X05S120N	●	12	12	118	53.0	71	45	2.1
KDA1210X05S140N	●	12.1	14	124	58.8	77	45	2.2
KDA1220X05S140N	●	12.2	14	124	58.7	77	45	2.2
KDA1230X05S140N	●	12.3	14	124	58.5	77	45	2.2
KDA1240X05S140N	●	12.4	14	124	58.4	77	45	2.2
KDA1250X05S140N	●	12.5	14	124	58.2	77	45	2.2
KDA1260X05S140N	●	12.6	14	124	58.1	77	45	2.2
KDA1270X05S140N	●	12.7	14	124	57.9	77	45	2.3
KDA1280X05S140N	●	12.8	14	124	57.8	77	45	2.3

Description	Availability	Dimensions (mm)						
		DC	DCON	OAL	LU	LCF	LS	PL
KDA1290X05S140N	●	12.9	14	124	57.6	77	45	2.3
KDA1300X05S140N	●	13	14	124	57.5	77	45	2.3
KDA1310X05S140N	●	13.1	14	124	57.3	77	45	2.3
KDA1320X05S140N	●	13.2	14	124	57.2	77	45	2.4
KDA1330X05S140N	●	13.3	14	124	57.0	77	45	2.4
KDA1340X05S140N	●	13.4	14	124	56.9	77	45	2.4
KDA1350X05S140N	●	13.5	14	124	56.7	77	45	2.4
KDA1360X05S140N	●	13.6	14	124	56.6	77	45	2.4
KDA1370X05S140N	●	13.7	14	124	56.4	77	45	2.4
KDA1380X05S140N	●	13.8	14	124	56.3	77	45	2.5
KDA1390X05S140N	●	13.9	14	124	56.1	77	45	2.5
KDA1400X05S140N	●	14	14	124	56.0	77	45	2.5
KDA1410X05S160N	●	14.1	16	133	61.8	83	48	2.5
KDA1420X05S160N	●	14.2	16	133	61.7	83	48	2.5
KDA1430X05S160N	●	14.3	16	133	61.5	83	48	2.6
KDA1440X05S160N	●	14.4	16	133	61.4	83	48	2.6
KDA1450X05S160N	●	14.5	16	133	61.2	83	48	2.6
KDA1460X05S160N	●	14.6	16	133	61.1	83	48	2.6
KDA1470X05S160N	●	14.7	16	133	60.9	83	48	2.6
KDA1480X05S160N	●	14.8	16	133	60.8	83	48	2.6
KDA1490X05S160N	●	14.9	16	133	60.6	83	48	2.7
KDA1500X05S160N	●	15	16	133	60.5	83	48	2.7
KDA1510X05S160N	●	15.1	16	133	60.3	83	48	2.7
KDA1520X05S160N	●	15.2	16	133	60.2	83	48	2.7
KDA1530X05S160N	●	15.3	16	133	60.0	83	48	2.7
KDA1540X05S160N	●	15.4	16	133	59.9	83	48	2.8
KDA1550X05S160N	●	15.5	16	133	59.7	83	48	2.8
KDA1560X05S160N	●	15.6	16	133	59.6	83	48	2.8
KDA1570X05S160N	●	15.7	16	133	59.4	83	48	2.8
KDA1580X05S160N	●	15.8	16	133	59.3	83	48	2.8
KDA1590X05S160N	●	15.9	16	133	59.1	83	48	2.8
KDA1600X05S160N	●	16	16	133	59.0	83	48	2.9

\* Drilling depth is an approximate indication of L/D.  
Depending on the size, it may be smaller than the listed L/D.

● : Available

## Type C with coolant holes



Description	Availability	Dimensions (mm)						
		DC	DCON	OAL	LU	LCF	LS	PL
KDA0300X03S060C	●	3	6	62	15.5	20	36	0.5
KDA0310X03S060C	●	3.1	6	62	15.3	20	36	0.5
KDA0320X03S060C	●	3.2	6	62	15.2	20	36	0.5
KDA0330X03S060C	●	3.3	6	62	15.0	20	36	0.6
KDA0340X03S060C	●	3.4	6	62	14.9	20	36	0.6
KDA0350X03S060C	●	3.5	6	62	14.7	20	36	0.6
KDA0360X03S060C	●	3.6	6	62	14.6	20	36	0.6
KDA0370X03S060C	●	3.7	6	62	14.4	20	36	0.6
KDA0380X03S060C	●	3.8	6	66	18.3	24	36	0.6
KDA0390X03S060C	●	3.9	6	66	18.1	24	36	0.7
KDA0400X03S060C	●	4	6	66	18.0	24	36	0.7
KDA0410X03S060C	●	4.1	6	66	17.8	24	36	0.7
KDA0420X03S060C	●	4.2	6	66	17.7	24	36	0.7
KDA0430X03S060C	●	4.3	6	66	17.5	24	36	0.7
KDA0440X03S060C	●	4.4	6	66	17.4	24	36	0.8
KDA0450X03S060C	●	4.5	6	66	17.2	24	36	0.8
KDA0460X03S060C	●	4.6	6	66	17.1	24	36	0.8
KDA0470X03S060C	●	4.7	6	66	16.9	24	36	0.8
KDA0480X03S060C	●	4.8	6	66	20.8	28	36	0.8
KDA0490X03S060C	●	4.9	6	66	20.6	28	36	0.8
KDA0500X03S060C	●	5	6	66	20.5	28	36	0.9
KDA0510X03S060C	●	5.1	6	66	20.3	28	36	0.9
KDA0520X03S060C	●	5.2	6	66	20.2	28	36	0.9
KDA0530X03S060C	●	5.3	6	66	20.0	28	36	0.9
KDA0540X03S060C	●	5.4	6	66	19.9	28	36	0.9
KDA0550X03S060C	●	5.5	6	66	19.7	28	36	1.0
KDA0560X03S060C	●	5.6	6	66	19.6	28	36	1.0
KDA0570X03S060C	●	5.7	6	66	19.4	28	36	1.0
KDA0580X03S060C	●	5.8	6	66	19.3	28	36	1.0
KDA0590X03S060C	●	5.9	6	66	19.1	28	36	1.0
KDA0600X03S060C	●	6	6	66	19.0	28	36	1.0
KDA0610X03S080C	●	6.1	8	79	24.8	34	36	1.1
KDA0620X03S080C	●	6.2	8	79	24.7	34	36	1.1

Description	Availability	Dimensions (mm)						
		DC	DCON	OAL	LU	LCF	LS	PL
KDA0630X03S080C	●	6.3	8	79	24.5	34	36	1.1
KDA0640X03S080C	●	6.4	8	79	24.4	34	36	1.1
KDA0650X03S080C	●	6.5	8	79	24.2	34	36	1.1
KDA0660X03S080C	●	6.6	8	79	24.1	34	36	1.2
KDA0670X03S080C	●	6.7	8	79	23.9	34	36	1.2
KDA0680X03S080C	●	6.8	8	79	23.8	34	36	1.2
KDA0690X03S080C	●	6.9	8	79	23.6	34	36	1.2
KDA0700X03S080C	●	7	8	79	23.5	34	36	1.2
KDA0710X03S080C	●	7.1	8	79	30.3	41	36	1.2
KDA0720X03S080C	●	7.2	8	79	30.2	41	36	1.3
KDA0730X03S080C	●	7.3	8	79	30.0	41	36	1.3
KDA0740X03S080C	●	7.4	8	79	29.9	41	36	1.3
KDA0750X03S080C	●	7.5	8	79	29.7	41	36	1.3
KDA0760X03S080C	●	7.6	8	79	29.6	41	36	1.3
KDA0770X03S080C	●	7.7	8	79	29.4	41	36	1.4
KDA0780X03S080C	●	7.8	8	79	29.3	41	36	1.4
KDA0790X03S080C	●	7.9	8	79	29.1	41	36	1.4
KDA0800X03S080C	●	8	8	79	29.0	41	36	1.4
KDA0810X03S100C	●	8.1	10	89	34.8	47	40	1.4
KDA0820X03S100C	●	8.2	10	89	34.7	47	40	1.4
KDA0830X03S100C	●	8.3	10	89	34.5	47	40	1.5
KDA0840X03S100C	●	8.4	10	89	34.4	47	40	1.5
KDA0850X03S100C	●	8.5	10	89	34.2	47	40	1.5
KDA0860X03S100C	●	8.6	10	89	34.1	47	40	1.5
KDA0870X03S100C	●	8.7	10	89	33.9	47	40	1.5
KDA0880X03S100C	●	8.8	10	89	33.8	47	40	1.6
KDA0890X03S100C	●	8.9	10	89	33.6	47	40	1.6
KDA0900X03S100C	●	9	10	89	33.5	47	40	1.6
KDA0910X03S100C	●	9.1	10	89	33.3	47	40	1.6
KDA0920X03S100C	●	9.2	10	89	33.2	47	40	1.6
KDA0930X03S100C	●	9.3	10	89	33.0	47	40	1.6
KDA0940X03S100C	●	9.4	10	89	32.9	47	40	1.7
KDA0950X03S100C	●	9.5	10	89	32.7	47	40	1.7

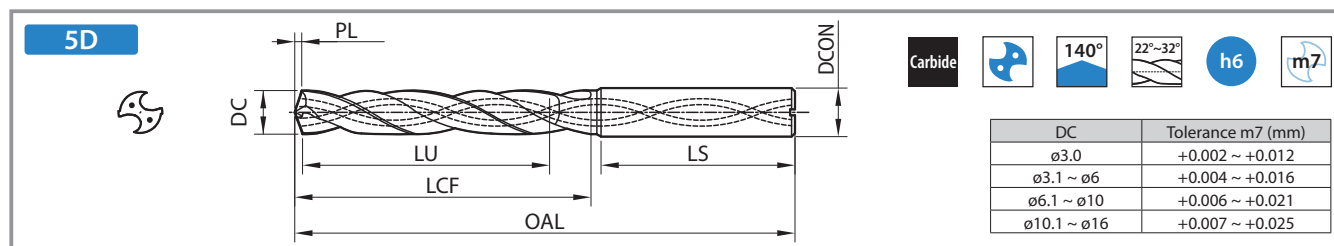
Description	Availability	Dimensions (mm)						
		DC	DCON	OAL	LU	LCF	LS	PL
KDA0960X03S100C	●	9.6	10	89	32.6	47	40	1.7
KDA0970X03S100C	●	9.7	10	89	32.4	47	40	1.7
KDA0980X03S100C	●	9.8	10	89	32.3	47	40	1.7
KDA0990X03S100C	●	9.9	10	89	32.1	47	40	1.8
KDA1000X03S100C	●	10	10	89	32.0	47	40	1.8
KDA1010X03S120C	●	10.1	12	102	39.8	55	45	1.8
KDA1020X03S120C	●	10.2	12	102	39.7	55	45	1.8
KDA1030X03S120C	●	10.3	12	102	39.5	55	45	1.8
KDA1040X03S120C	●	10.4	12	102	39.4	55	45	1.8
KDA1050X03S120C	●	10.5	12	102	39.2	55	45	1.9
KDA1060X03S120C	●	10.6	12	102	39.1	55	45	1.9
KDA1070X03S120C	●	10.7	12	102	38.9	55	45	1.9
KDA1080X03S120C	●	10.8	12	102	38.8	55	45	1.9
KDA1090X03S120C	●	10.9	12	102	38.6	55	45	1.9
KDA1100X03S120C	●	11	12	102	38.5	55	45	2.0
KDA1110X03S120C	●	11.1	12	102	38.3	55	45	2.0
KDA1120X03S120C	●	11.2	12	102	38.2	55	45	2.0
KDA1130X03S120C	●	11.3	12	102	38.0	55	45	2.0
KDA1140X03S120C	●	11.4	12	102	37.9	55	45	2.0
KDA1150X03S120C	●	11.5	12	102	37.7	55	45	2.0
KDA1160X03S120C	●	11.6	12	102	37.6	55	45	2.1
KDA1170X03S120C	●	11.7	12	102	37.4	55	45	2.1
KDA1180X03S120C	●	11.8	12	102	37.3	55	45	2.1
KDA1190X03S120C	●	11.9	12	102	37.1	55	45	2.1
KDA1200X03S120C	●	12	12	102	37.0	55	45	2.1
KDA1210X03S140C	●	12.1	14	107	41.8	60	45	2.2
KDA1220X03S140C	●	12.2	14	107	41.7	60	45	2.2
KDA1230X03S140C	●	12.3	14	107	41.5	60	45	2.2
KDA1240X03S140C	●	12.4	14	107	41.4	60	45	2.2
KDA1250X03S140C	●	12.5	14	107	41.2	60	45	2.2
KDA1260X03S140C	●	12.6	14	107	41.1	60	45	2.2
KDA1270X03S140C	●	12.7	14	107	40.9	60	45	2.3
KDA1280X03S140C	●	12.8	14	107	40.8	60	45	2.3

Description	Availability	Dimensions (mm)						
		DC	DCON	OAL	LU	LCF	LS	PL
KDA1290X03S140C	●	12.9	14	107	40.6	60	45	2.3
KDA1300X03S140C	●	13	14	107	40.5	60	45	2.3
KDA1310X03S140C	●	13.1	14	107	40.3	60	45	2.3
KDA1320X03S140C	●	13.2	14	107	40.2	60	45	2.4
KDA1330X03S140C	●	13.3	14	107	40.0	60	45	2.4
KDA1340X03S140C	●	13.4	14	107	39.9	60	45	2.4
KDA1350X03S140C	●	13.5	14	107	39.7	60	45	2.4
KDA1360X03S140C	●	13.6	14	107	39.6	60	45	2.4
KDA1370X03S140C	●	13.7	14	107	39.4	60	45	2.4
KDA1380X03S140C	●	13.8	14	107	39.3	60	45	2.5
KDA1390X03S140C	●	13.9	14	107	39.1	60	45	2.5
KDA1400X03S140C	●	14	14	107	39.0	60	45	2.5
KDA1410X03S160C	●	14.1	16	115	43.8	65	48	2.5
KDA1420X03S160C	●	14.2	16	115	43.7	65	48	2.5
KDA1430X03S160C	●	14.3	16	115	43.5	65	48	2.6
KDA1440X03S160C	●	14.4	16	115	43.4	65	48	2.6
KDA1450X03S160C	●	14.5	16	115	43.2	65	48	2.6
KDA1460X03S160C	●	14.6	16	115	43.1	65	48	2.6
KDA1470X03S160C	●	14.7	16	115	42.9	65	48	2.6
KDA1480X03S160C	●	14.8	16	115	42.8	65	48	2.6
KDA1490X03S160C	●	14.9	16	115	42.6	65	48	2.7
KDA1500X03S160C	●	15	16	115	42.5	65	48	2.7
KDA1510X03S160C	●	15.1	16	115	42.3	65	48	2.7
KDA1520X03S160C	●	15.2	16	115	42.2	65	48	2.7
KDA1530X03S160C	●	15.3	16	115	42.0	65	48	2.7
KDA1540X03S160C	●	15.4	16	115	41.9	65	48	2.8
KDA1550X03S160C	●	15.5	16	115	41.7	65	48	2.8
KDA1560X03S160C	●	15.6	16	115	41.6	65	48	2.8
KDA1570X03S160C	●	15.7	16	115	41.4	65	48	2.8
KDA1580X03S160C	●	15.8	16	115	41.3	65	48	2.8
KDA1590X03S160C	●	15.9	16	115	41.1	65	48	2.8
KDA1600X03S160C	●	16	16	115	41.0	65	48	2.9

\* Drilling depth is an approximate indication of L/D.  
Depending on the size, it may be smaller than the listed L/D.

● : Available

## Type C with coolant holes



Description	Availability	Dimensions (mm)						
		DC	DCON	OAL	LU	LCF	LS	PL
KDA0300X05S060C	●	3	6	66	23.5	28	36	0.5
KDA0310X05S060C	●	3.1	6	66	23.3	28	36	0.5
KDA0320X05S060C	●	3.2	6	66	23.2	28	36	0.5
KDA0330X05S060C	●	3.3	6	66	23.0	28	36	0.6
KDA0340X05S060C	●	3.4	6	66	22.9	28	36	0.6
KDA0350X05S060C	●	3.5	6	66	22.7	28	36	0.6
KDA0360X05S060C	●	3.6	6	66	22.6	28	36	0.6
KDA0370X05S060C	●	3.7	6	66	22.4	28	36	0.6
KDA0380X05S060C	●	3.8	6	74	30.3	36	36	0.6
KDA0390X05S060C	●	3.9	6	74	30.1	36	36	0.7
KDA0400X05S060C	●	4	6	74	30.0	36	36	0.7
KDA0410X05S060C	●	4.1	6	74	29.8	36	36	0.7
KDA0420X05S060C	●	4.2	6	74	29.7	36	36	0.7
KDA0430X05S060C	●	4.3	6	74	29.5	36	36	0.7
KDA0440X05S060C	●	4.4	6	74	29.4	36	36	0.8
KDA0450X05S060C	●	4.5	6	74	29.2	36	36	0.8
KDA0460X05S060C	●	4.6	6	74	29.1	36	36	0.8
KDA0470X05S060C	●	4.7	6	74	28.9	36	36	0.8
KDA0480X05S060C	●	4.8	6	82	36.8	44	36	0.8
KDA0490X05S060C	●	4.9	6	82	36.6	44	36	0.8
KDA0500X05S060C	●	5	6	82	36.5	44	36	0.9
KDA0510X05S060C	●	5.1	6	82	36.3	44	36	0.9
KDA0520X05S060C	●	5.2	6	82	36.2	44	36	0.9
KDA0530X05S060C	●	5.3	6	82	36.0	44	36	0.9
KDA0540X05S060C	●	5.4	6	82	35.9	44	36	0.9
KDA0550X05S060C	●	5.5	6	82	35.7	44	36	1.0
KDA0560X05S060C	●	5.6	6	82	35.6	44	36	1.0
KDA0570X05S060C	●	5.7	6	82	35.4	44	36	1.0
KDA0580X05S060C	●	5.8	6	82	35.3	44	36	1.0
KDA0590X05S060C	●	5.9	6	82	35.1	44	36	1.0
KDA0600X05S060C	●	6	6	82	35.0	44	36	1.0
KDA0610X05S080C	●	6.1	8	91	43.8	53	36	1.1
KDA0620X05S080C	●	6.2	8	91	43.7	53	36	1.1

Description	Availability	Dimensions (mm)						
		DC	DCON	OAL	LU	LCF	LS	PL
KDA0630X05S080C	●	6.3	8	91	43.5	53	36	1.1
KDA0640X05S080C	●	6.4	8	91	43.4	53	36	1.1
KDA0650X05S080C	●	6.5	8	91	43.2	53	36	1.1
KDA0660X05S080C	●	6.6	8	91	43.1	53	36	1.2
KDA0670X05S080C	●	6.7	8	91	42.9	53	36	1.2
KDA0680X05S080C	●	6.8	8	91	42.8	53	36	1.2
KDA0690X05S080C	●	6.9	8	91	42.6	53	36	1.2
KDA0700X05S080C	●	7	8	91	42.5	53	36	1.2
KDA0710X05S080C	●	7.1	8	91	42.3	53	36	1.2
KDA0720X05S080C	●	7.2	8	91	42.2	53	36	1.3
KDA0730X05S080C	●	7.3	8	91	42.0	53	36	1.3
KDA0740X05S080C	●	7.4	8	91	41.9	53	36	1.3
KDA0750X05S080C	●	7.5	8	91	41.7	53	36	1.3
KDA0760X05S080C	●	7.6	8	91	41.6	53	36	1.3
KDA0770X05S080C	●	7.7	8	91	41.4	53	36	1.4
KDA0780X05S080C	●	7.8	8	91	41.3	53	36	1.4
KDA0790X05S080C	●	7.9	8	91	41.1	53	36	1.4
KDA0800X05S080C	●	8	8	91	41.0	53	36	1.4
KDA0810X05S100C	●	8.1	10	103	48.8	61	40	1.4
KDA0820X05S100C	●	8.2	10	103	48.7	61	40	1.4
KDA0830X05S100C	●	8.3	10	103	48.5	61	40	1.5
KDA0840X05S100C	●	8.4	10	103	48.4	61	40	1.5
KDA0850X05S100C	●	8.5	10	103	48.2	61	40	1.5
KDA0860X05S100C	●	8.6	10	103	48.1	61	40	1.5
KDA0870X05S100C	●	8.7	10	103	47.9	61	40	1.5
KDA0880X05S100C	●	8.8	10	103	47.8	61	40	1.6
KDA0890X05S100C	●	8.9	10	103	47.6	61	40	1.6
KDA0900X05S100C	●	9	10	103	47.5	61	40	1.6
KDA0910X05S100C	●	9.1	10	103	47.3	61	40	1.6
KDA0920X05S100C	●	9.2	10	103	47.2	61	40	1.6
KDA0930X05S100C	●	9.3	10	103	47.0	61	40	1.6
KDA0940X05S100C	●	9.4	10	103	46.9	61	40	1.7
KDA0950X05S100C	●	9.5	10	103	46.7	61	40	1.7

Description	Availability	Dimensions (mm)						
		DC	DCON	OAL	LU	LCF	LS	PL
KDA0960X05S100C	●	9.6	10	103	46.6	61	40	1.7
KDA0970X05S100C	●	9.7	10	103	46.4	61	40	1.7
KDA0980X05S100C	●	9.8	10	103	46.3	61	40	1.7
KDA0990X05S100C	●	9.9	10	103	46.1	61	40	1.8
KDA1000X05S100C	●	10	10	103	46.0	61	40	1.8
KDA1010X05S120C	●	10.1	12	118	55.8	71	45	1.8
KDA1020X05S120C	●	10.2	12	118	55.7	71	45	1.8
KDA1030X05S120C	●	10.3	12	118	55.5	71	45	1.8
KDA1040X05S120C	●	10.4	12	118	55.4	71	45	1.8
KDA1050X05S120C	●	10.5	12	118	55.2	71	45	1.9
KDA1060X05S120C	●	10.6	12	118	55.1	71	45	1.9
KDA1070X05S120C	●	10.7	12	118	54.9	71	45	1.9
KDA1080X05S120C	●	10.8	12	118	54.8	71	45	1.9
KDA1090X05S120C	●	10.9	12	118	54.6	71	45	1.9
KDA1100X05S120C	●	11	12	118	54.5	71	45	2.0
KDA1110X05S120C	●	11.1	12	118	54.3	71	45	2.0
KDA1120X05S120C	●	11.2	12	118	54.2	71	45	2.0
KDA1130X05S120C	●	11.3	12	118	54.0	71	45	2.0
KDA1140X05S120C	●	11.4	12	118	53.9	71	45	2.0
KDA1150X05S120C	●	11.5	12	118	53.7	71	45	2.0
KDA1160X05S120C	●	11.6	12	118	53.6	71	45	2.1
KDA1170X05S120C	●	11.7	12	118	53.4	71	45	2.1
KDA1180X05S120C	●	11.8	12	118	53.3	71	45	2.1
KDA1190X05S120C	●	11.9	12	118	53.1	71	45	2.1
KDA1200X05S120C	●	12	12	118	53.0	71	45	2.1
KDA1210X05S140C	●	12.1	14	124	58.8	77	45	2.2
KDA1220X05S140C	●	12.2	14	124	58.7	77	45	2.2
KDA1230X05S140C	●	12.3	14	124	58.5	77	45	2.2
KDA1240X05S140C	●	12.4	14	124	58.4	77	45	2.2
KDA1250X05S140C	●	12.5	14	124	58.2	77	45	2.2
KDA1260X05S140C	●	12.6	14	124	58.1	77	45	2.2
KDA1270X05S140C	●	12.7	14	124	57.9	77	45	2.3
KDA1280X05S140C	●	12.8	14	124	57.8	77	45	2.3

Description	Availability	Dimensions (mm)						
		DC	DCON	OAL	LU	LCF	LS	PL
KDA1290X05S140C	●	12.9	14	124	57.6	77	45	2.3
KDA1300X05S140C	●	13	14	124	57.5	77	45	2.3
KDA1310X05S140C	●	13.1	14	124	57.3	77	45	2.3
KDA1320X05S140C	●	13.2	14	124	57.2	77	45	2.4
KDA1330X05S140C	●	13.3	14	124	57.0	77	45	2.4
KDA1340X05S140C	●	13.4	14	124	56.9	77	45	2.4
KDA1350X05S140C	●	13.5	14	124	56.7	77	45	2.4
KDA1360X05S140C	●	13.6	14	124	56.6	77	45	2.4
KDA1370X05S140C	●	13.7	14	124	56.4	77	45	2.4
KDA1380X05S140C	●	13.8	14	124	56.3	77	45	2.5
KDA1390X05S140C	●	13.9	14	124	56.1	77	45	2.5
KDA1400X05S140C	●	14	14	124	56.0	77	45	2.5
KDA1410X05S160C	●	14.1	16	133	61.8	83	48	2.5
KDA1420X05S160C	●	14.2	16	133	61.7	83	48	2.5
KDA1430X05S160C	●	14.3	16	133	61.5	83	48	2.6
KDA1440X05S160C	●	14.4	16	133	61.4	83	48	2.6
KDA1450X05S160C	●	14.5	16	133	61.2	83	48	2.6
KDA1460X05S160C	●	14.6	16	133	61.1	83	48	2.6
KDA1470X05S160C	●	14.7	16	133	60.9	83	48	2.6
KDA1480X05S160C	●	14.8	16	133	60.8	83	48	2.6
KDA1490X05S160C	●	14.9	16	133	60.6	83	48	2.7
KDA1500X05S160C	●	15	16	133	60.5	83	48	2.7
KDA1510X05S160C	●	15.1	16	133	60.3	83	48	2.7
KDA1520X05S160C	●	15.2	16	133	60.2	83	48	2.7
KDA1530X05S160C	●	15.3	16	133	60.0	83	48	2.7
KDA1540X05S160C	●	15.4	16	133	59.9	83	48	2.8
KDA1550X05S160C	●	15.5	16	133	59.7	83	48	2.8
KDA1560X05S160C	●	15.6	16	133	59.6	83	48	2.8
KDA1570X05S160C	●	15.7	16	133	59.4	83	48	2.8
KDA1580X05S160C	●	15.8	16	133	59.3	83	48	2.8
KDA1590X05S160C	●	15.9	16	133	59.1	83	48	2.8
KDA1600X05S160C	●	16	16	133	59.0	83	48	2.9

\* Drilling depth is an approximate indication of L/D.  
Depending on the size, it may be smaller than the listed L/D.

● : Available

## Icon glossary



Coolant holes



No coolant holes



Cutting-edge angle



Helix angle





Shank dia. DCON tolerance



Cutting dia. DC tolerance

# Reference cutting conditions table

KDA **3D** **5D**

Workpiece	Vc (m/min)		f (mm/rev)							
	Type N 	Type C 	ø3	ø4	ø6	ø8	ø10	ø12	ø14	ø16
Mild steel / Low carbon steel (< 125 HB)	50-100	60-140	0.09-0.16	0.11-0.19	0.14-0.23	0.19-0.31	0.23-0.38	0.24-0.41	0.28-0.45	0.30-0.50
Carbon steel (< 25 HRC)	45-90	60-120	0.09-0.16	0.11-0.19	0.14-0.23	0.19-0.31	0.23-0.38	0.24-0.41	0.28-0.45	0.30-0.50
Alloy steel / Tool steel (< 35 HRC)	45-90	50-110	0.09-0.16	0.11-0.19	0.14-0.23	0.19-0.31	0.23-0.38	0.24-0.41	0.28-0.45	0.30-0.50
Alloy steel / Tool steel (35-48 HRC)	40-80	40-90	0.09-0.14	0.10-0.17	0.13-0.22	0.17-0.29	0.21-0.35	0.22-0.37	0.26-0.41	0.28-0.44
Austenitic stainless steel (130-200 HB)	20-40	40-80	0.05-0.10	0.06-0.12	0.07-0.14	0.08-0.18	0.09-0.20	0.10-0.22	0.11-0.24	0.12-0.24
High strength austenitic stainless steel and stainless cast steel (< 25 HRC)	20-40	40-80	0.03-0.08	0.04-0.10	0.05-0.10	0.06-0.12	0.07-0.14	0.08-0.16	0.09-0.18	0.10-0.18
Austenitic-ferritic stainless steel (< 30 HRC)	20-35	30-60	0.03-0.08	0.04-0.10	0.05-0.10	0.06-0.12	0.07-0.14	0.08-0.16	0.09-0.18	0.10-0.18
Gray cast iron (< 32 HRC)	60-100	60-140	0.13-0.20	0.15-0.23	0.17-0.30	0.20-0.35	0.23-0.40	0.25-0.45	0.28-0.48	0.30-0.50
Alloy cast iron / Nodular cast iron (< 28 HRC)	60-100	60-140	0.11-0.18	0.13-0.20	0.15-0.25	0.17-0.32	0.20-0.36	0.22-0.42	0.24-0.45	0.25-0.48
High alloy cast iron and nodular cast iron (< 45 HRC)	60-90	60-100	0.06-0.11	0.08-0.13	0.10-0.16	0.12-0.20	0.14-0.26	0.16-0.28	0.18-0.30	0.20-0.32

**Precautions**

1. Make sure the workpiece is fixed firmly to the machine.  
Use of precision holders, hydro chucks, and high-quality collet chucks is recommended.
2. Use a drill with a run-out of less than 0.02 mm when mounting.
3. Standard cutting conditions is when water-soluble coolant is applied.
4. If the tool diameter you want to use is not listed in the table, please refer to the closest tool diameter value in the table.  
Adjust the cutting parameters according to your working environment in machining.

## Description's view

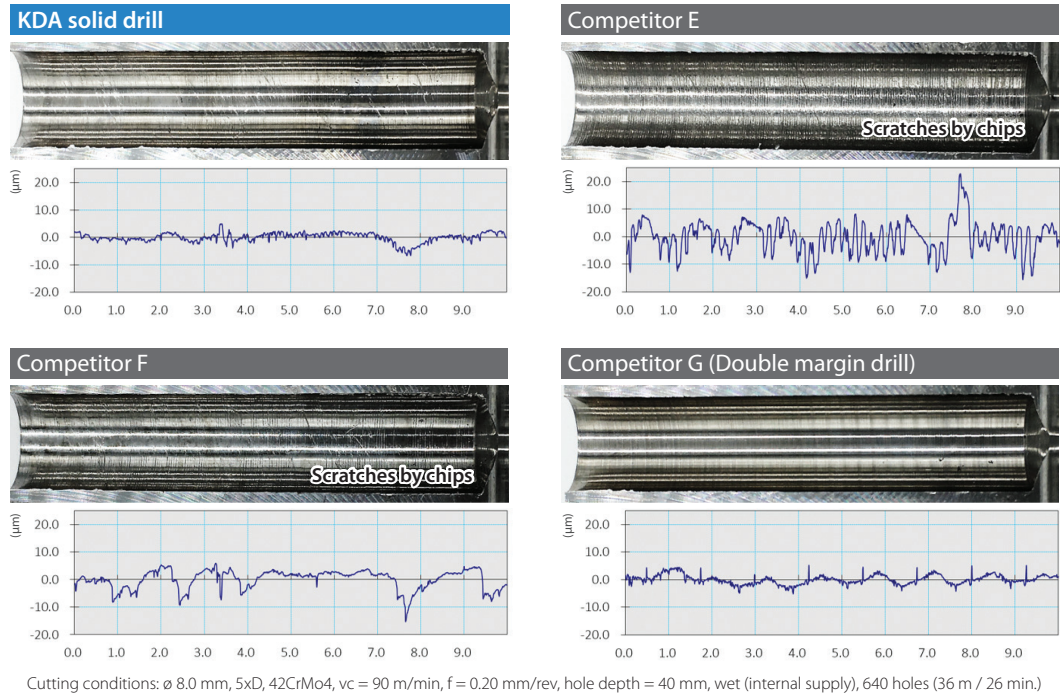
KDA0950X03S100C

<b>KDA</b>	<b>0950</b>	<b>X</b>	<b>03</b>	<b>S100</b>	<b>C</b>
Product name	Cutting dia. DC  ø9.5	Drilling depth* (L/D)  03 : 3D 05 : 5D	Shank dia. DCON  ø10.0	Type  N: No coolant holes C: With coolant holes	


\* Drilling depth is an approximate indication of L/D and depends on the size.  
Depending on the drilling depth, the size may be smaller than the L/D indicated. Check the dimension table.

# Case studies


## Finished surface comparison (Internal evaluation)



## Corner wear comparison (Internal evaluation)

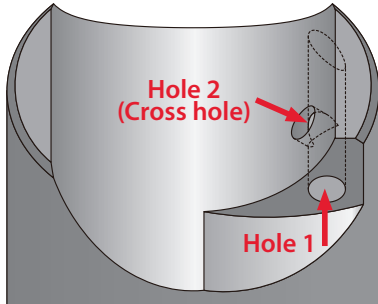


## Burr height comparison (Internal evaluation)



The KDA extends 20% longer than current tool life.  
 The condition of the cutting edge was good, and corner wear was less than competitor.

**Body 42CrMo4**  
 ø6.9, Drilling



**Type C**  
 KDA0690X05S080C

Tool life


**KDA** **2,400 pcs or more/tool**

**Competitor C**  
**Competitor D** **2,000 pcs/tool**

Cutting conditions:  
 Hole 1: Vc = 50 m/min, f = 0.1 mm/rev, H = 25 mm  
 Hole 2: Vc = 40 m/min, f = 0.1 mm/rev, H = 15 mm  
 Wet (Internal coolant), Turn-mill center

KDA showed less variation in hole diameter compared to competitor and achieved high efficiency machining. Machining sound was quiet and chip condition was good.

**Mold part cold tool steel**  
 ø5.1, Drilling



**Type N**  
 KDA0510X03S060N

Hole diameter variation (H = 7.5 mm)

**KDA** **0.022 mm**

**Competitor E** **0.042 mm**

Cutting conditions:  
 Vc = 80 m/min, f = 0.15 mm/rev, H = 15 mm  
 Wet (External coolant), BT50