

gt
Line

50
Anniversary
1970 - 2020

EXPLORER
CASES

WORK
Line

TECHNICAL CASES





GT Line was established in Bologna in 1970 and specialized from the beginning in the production of technical cases.

In a few years since its foundation, GT Line has become the leader in this field as well as the company offering the widest choice of products in the whole Europe.

50 years of experience and the UNI EN ISO 9001:2008 certified production process are the best guarantees of the quality of professional tool cases, waterproof cases and computer cases that are designed and built in our factories with advanced technologies and selected materials.



GT Line is a world-leader in the field of technical and professional cases because of its entrepreneurial spirit, technological research, precision manufacturing, quality control and the continuous upgrading of its resources.

GT Line has a firm hold on the European market thanks to its network of distributors and agents that operates in the hardware, tool, electrical and thermo-hydraulic fields.

Moreover, GT Line operates worldwide thanks to a well-consolidated network of partner distributors.

GT Line owes its success to the continuous investments in research, product development and innovation in general.

In the GT Line's management vision, these are the only viable chances of competing on the global market.

In line with that, constant effort is dedicated to the development of new materials as well as the evolution of production procedures, to make our cases always up to the expectations of the most demanding maintenance professionals.





Technical, industrial and professional tool cases, manufactured with different materials.



Virtually indestructible, durable, protective waterproof cases for extreme applications.



Tool bags, tool backpacks, accessories, tool jackets ideal for PROS and DIYers.



Computers, photo, multimedia and portable electronics carrying cases and bags.





To cope with an ever increasingly competitive market, GT Line continuously expands its knowledge and technical skills, by looking for new materials to improve the basic requirements of technical cases (robustness, lightweight, and practicalness) like aluminium, ABS, polyethylene, polypropylene, carbon fibre, etc.

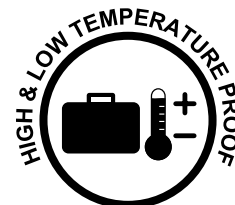
GT Line, with its two factories in Europe and one in Asia, does not neglect the importance of aesthetic and cares of details, always offering new solutions characterized by the elegance of its design Made in Italy.







- Stronger telescopic handle with rubber grip.



Modular tool chest with various adjustable drawers configurations. Injection molded body made of copolymer PP material, able to withstand shocks, rough usage and harsh weather conditions. A number of optional accessories such as lid tool pallets, pivoting wheels set, and extra drawers are available.

General features:

- Telescopic handle and four robust and silent self-oiling wheels
- Unique "stop-in-open-position" drawers system
- Removable tray in the upper compartment
- 2 Sides handles and central lock with key
- I.D. removable label and label for content identification
- Various padlockable points
- 2 jam free top lid latches and 2 front main door latches
- Removable upper top lid and removable front main door
- Ability to stack



A11 - drawers ready

- upper removable tray
- 2 H30 mm. comp. boxes mod. WL01 (6 comp. each)
- 2 H30 mm. comp. boxes mod. WL02 (13 comp. each)
- 1 H30 mm. comp. box mod. WL04 (10 comp. each)



- silent self-oiling wheels




AIDRAW: shock proof polypropylene drawers available in 3 different heights. Specifically designed to contain components and accessories, can be easily inserted into the toolchest. Available in 3 different configurations: completely empty (.E), with a bicolor pre-cubed foam (.F) or with bin boxes for small components and accessories (.B1).



AIDRAW3.E



AIDRAW6.F



AIDRAW9.B1



AI1.KT02 - with empty drawers

- upper removable tray
- a 30 mm. high drawer empty
- two 60 mm. high drawers empty
- a 95 mm. high drawer provided with:
 - 2 height 30 mm. component boxes mod. WL01 (6 comp. each)
 - 2 height 30 mm. component boxes mod. WL02 (13 comp. each)
 - 1 height 30 mm. component box mod. WL04 (10 comp. each)



WL COMPONENT BOXES
ARE INCLUDED ALSO IN
AI1.KT01 MODEL
(see below).

WL02

WL01

WL04

AI1.KT01 - with filled drawers

- upper removable tray
- a 30 mm. high drawer provided with inner precubed foam with double color feature
- a 60 mm. high drawer provided with 23 adjustable spaces for components (4 pcs. of 3x5 bin boxes with dividers + 3 pcs. of 2x1)
- a 60 mm. high drawer provided with inner precubed foam 30 mm. high with double color feature
- a 95 mm. high drawer provided with:
 - 2 height 30 mm. component boxes mod. WL01 (6 comp. each)
 - 2 height 30 mm. component boxes mod. WL02 (13 comp. each)
 - 1 height 30 mm. component box mod. WL04 (10 comp. each)




60 mm. high drawer
with 23 adjustable
spaces for
components


AIDRAW - 10 POSSIBLE CONFIGURATIONS




8 x H30 mm




6 x H30 + 1 x H60 mm




4 x H30 + 2 x H60 mm




2 x H30 + 3 x H60 mm




4 x H60 mm




5 x H30 + 1 x H95 mm



2 x H30 + 2 x H95 mm



1 x H60 + 2 x H95 mm



1x H30+2x H60+1x H95mm



3x H30+1x H60+1x H95mm

AIDRAW				
DESCR.	ART.	INT. CONFIG.	INT. DIM. (mm)	Q.TY
DRAWER	AIDRAW3.E	EMPTY	467x255xH30	1 pc.
DRAWER	AIDRAW3.F	WITH FOAM	467x255xH30	1 pc.
DRAWER	AIDRAW6.E	EMPTY	467x255xH60	1 pc.
DRAWER	AIDRAW6.F	WITH FOAM	467x255xH60	1 pc.
DRAWER	AIDRAW6.B1	BIN BOXES	467x255xH60	1 pc.
DRAWER	AIDRAW9.E	EMPTY	467x255xH95	1 pc.
DRAWER	AIDRAW9.F	WITH FOAM	467x255xH95	1 pc.
DRAWER	AIDRAW9.B1	BIN BOXES	467x255xH95	1 pc.



AI1X.B - boxes ready

- upper removable tray
- 2 H30 mm. comp. boxes mod. WL01 (6 comp. each)
- 2 H30 mm. comp. boxes mod. WL02 (13 comp. each)
- 1 H30 mm. comp. box mod. WL04 (10 comp. each)



WL COMPONENT BOXES
ARE INCLUDED ALSO IN
AI1X.B.LMT MODEL (next
page).




AI1X.B.2LR - with empty boxes

- upper removable tray
- two 60 mm. high boxes empty
- a 95 mm. high box empty, provided with:
 - 2 height 30 mm. component boxes mod. WL01 (6 comp. each)
 - 2 height 30 mm. component boxes mod. WL02 (13 comp. each)
 - 1 height 30 mm. component box mod. WL04 (10 comp. each)



- front door can be opened up to 180°.



A11X.B.LMT - with filled boxes


- upper removable tray
- a 60 mm. high box empty, provided with:
 - 2 height 30 mm. component boxes mod. WL01 (6 comp. each)
 - 2 height 30 mm. component boxes mod. WL02 (13 comp. each)
 - 1 height 30 mm. component box mod. WL04 (10 comp. each)
- a 60 mm. high box provided with inner precubed foam 30 mm. high with double color feature
- a 95 mm. high box provided with 23 adjustable spaces for components (4 pcs. of 3x5 bin boxes with dividers + 3 pcs. of 2x1)



AIBOX: shock proof polypropylene organizer with transparent removable lid. Available in three heights and 3 internal configurations.



AIBOX - 8 POSSIBLE CONFIGURATIONS



AIBOX				
DESCR.	ART.	INT. CONFIG.	INT. DIM. (mm)	Q.TY
BOX	AIBOX3.E	EMPTY	467x255xH30	1 pc
BOX	AIBOX3.F	WITH FOAM	467x255xH30	1 pc
BOX	AIBOX6.E	EMPTY	467x255xH60	1 pc
BOX	AIBOX6.F	WITH FOAM	467x255xH60	1 pc
BOX	AIBOX6.B1	BIN BOXES	467x255xH60	1 pc
BOX	AIBOX9.E	EMPTY	467x255xH95	1 pc
BOX	AIBOX9.F	WITH FOAM	467x255xH95	1 pc
BOX	AIBOX9.B1	BIN BOXES	467x255xH95	1 pc



Easy transportability



Folding side handles for two men lift

ACCESSORIES

AIPANEL PSS: Tool pallets available in 3 different heights (low, medium and high) can be placed inside the drawers.



AIPANEL PSS.B
(low)



AIPANEL PSS.M
(medium)



AIPANEL PSS.A
(high)



AIPANEL PEL, PTS and PFR: lid tool pallets available in 3 different configurations: PEL with stitched elastics, PTS with pouches, PFR with elastic strips. All pallets are removable and easy to be fixed at the lid with special metal supports.



AIPANEL PEL



AIPANEL PTS



AIPANEL PFR



- tools stored on the back side of the lid pallet



- tools stored on the back side of the lid pallet



- tools stored on the front side of the lid pallet

AIPANEL IPAD: Lid tool pallet with pouch for IPAD and PSS tool storage.





IPAD and tools are stored on the back side of the lid pallet.

AIPANEL PLEXI: Transparent lid cover. Useful for foam inserts or instructions.



AIWHEELS: 4 pivoting wheels, 2 with brakes.








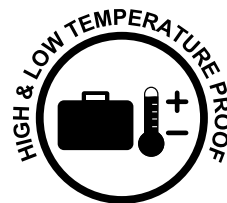



THIS PRODUCT CAN BE USED WITH OUR APP

INTELLIRESPOND

www.intellirespond.com

EXTERNAL DIMENSIONS (mm)				
Model	A	B	C	
AI1	581	381	455	10,15
AI1.KT01	581	381	455	14,15
AI1.KT02	581	381	455	13,35
AI1X.B	581	381	455	10,15
AI1X.B.2LR	581	381	455	13,35
AI1X.B.LMT	581	381	455	13,35



New vertical tool case, made entirely of HDPE resin, a real shield against accidental shocks. Special extra thick aluminium trim for tight closure. High capacity case with reinforced corners, ideal for air travelling engineers that carry both tools, spare parts and components. Resistant to airport handling.

General features:

- two ergonomic handles with rubber coated grip
- telescopic handle and new Ø 120 mm wheels provided with ball bearings
- large base area for tools, power tools, accessories and spare parts
- New gas pressurized lid supports



- TSA LOCK™ with safety release button



- Steel piano hinge, resistant and reliable



- New gas pressurized lid supports



- Large base area for tools, power tools, accessories and spare parts



- Ability to stack

V-ROCK TURTLE PEL

- 1 document wallet
- 1 lid tool pallet with elastics on both sides and a practical large pocket with closing flap
- 1 bottom pallet with elastics on one side
- 2 metal TSA LOCK™ with keys
- 3 small component boxes



V-ROCK TURTLE PTS

- 1 document wallet
- 1 lid tool pallet with pouches on both sides and a practical large pocket with closing flap
- 1 bottom pallet with pouches on one side
- 2 metal TSA LOCK™ with keys
- 3 small component boxes



- New gas pressurized lid supports



V-ROCK TURTLE PSS

- 1 document wallet
- 1 lid tool pallet with with PSS™ system on one side
- 1 middle tool pallet with PSS™ system on both sides
- 1 bottom pallet with PSS™ system on one side
- 2 metal TSA LOCK™ with keys
- 3 small component boxes

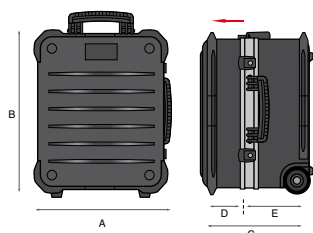


- INTELLIRESPOND system

THIS PRODUCT CAN BE USED WITH OUR APP

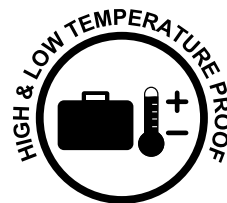
INTELLIRESPOND

www.intellirespond.com



INTERNAL DIMENSIONS (mm)

Model	A	B	C	D	E	Icon
V-ROCK TURTLE PEL	470	390	280/340	140	140/200	8,7
V-ROCK TURTLE PTS	470	390	280/340	140	140/200	9,0
V-ROCK TURTLE PSS	470	390	280/340	140	140/200	9,4



Indestructible horizontal tool case made entirely of HDPE resin, a real shield against accidental shocks. Special extra thick aluminium trim for tight closure. High capacity case with reinforced corners, ideal for air travelling engineers that carry both tools, spare parts and components. Resistant to the airport handling.

General features:

- ergonomic handle, rubber coated grip
- telescopic handle and large wheels provided with ball bearings
- large base area for tools, power tools, accessories and spare parts
- two metal lid safety support stays



- Steel piano hinge, resistant and reliable



- Large base area for tools, power tools, accessories and spare parts



- TSA LOCK™ with safety release button




- Ability to stack



ROCK TURTLE PEL


- 1 document wallet
- 1 lid tool pallet with elastics on both sides and a practical large pocket with closing flap
- 1 bottom pallet with elastics on one side
- 2 metal TSA LOCK™ with keys
- 2 small component boxes



- FLEXI POUCHES™
- Patented Tool Fixing System

ROCK TURTLE PTS

- 1 document wallet
- 1 lid tool pallet with pouches on both sides and a practical large pocket with closing flap
- 1 bottom pallet with pouches on one side
- 2 metal TSA LOCK™ with keys
- 2 small component boxes



- PSS™ - Patented Professional Storage System

ROCK TURTLE PSS

- 1 document wallet
- 1 lid tool pallet with PSS™ system on one side
- 1 middle tool pallet with PSS™ system on both sides
- 1 bottom pallet with PSS™ system on one side
- 2 metal TSA LOCK™ with keys
- 2 small component boxes



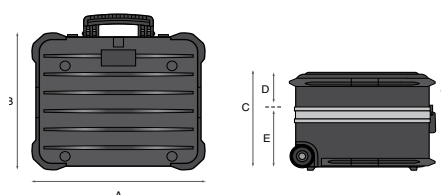
- Art. FOAM ROCK: Available on demand, the bottom area can be equipped with pre cubed foam layers for tester or measuring equipment storage.



THIS PRODUCT CAN BE USED WITH OUR APP



www.intellirespond.com



INTERNAL DIMENSIONS (mm)

Model	A	B	C	D	E	Icon
ROCK TURTLE PEL	470	390	290/320	110	180/210	8,7
ROCK TURTLE PTS	470	390	290/320	110	180/210	9,0
ROCK TURTLE PSS	470	390	290/320	110	180/210	9,4



The double wall construction technique and the body in shock-proof high density Polyethylene, with great resistance to high and low temperatures and to most of the corrosive chemical substances, grant to this case the highest level of reliability on the market.

Air transportation handling resistant.

The TSA LOCK™ allows the case to be checked at the airport by security officers.

General features:

- roto moulded polyethylene shell with incorporated feet
- 2 metal lid safety support stays
- wheels provided with ball bearings and telescopic handle
- bottom area with adjustable dividers
- ergonomic handle, rubber coated grip



- Double wall construction technique



- Ability to stack



- TSA LOCK™





- Bottom area with adjustable dividers



NM WHEELS PEL

- document area
- 2 tool pallets with elastics
- 2 TSA LOCK™ with keys
- bottom area with adjustable dividers
- 2 small component boxes



- FLEXI POUCHES™ - Patented Tool Fixing System

NM WHEELS PTS

- document area
- 2 tool pallets with FLEXI POUCHES™
- 2 TSA LOCK™ with keys
- bottom area with adjustable dividers
- 2 small component boxes



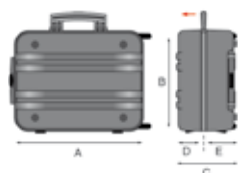
- PSS™ - Patented Professional Storage System

NM WHEELS PSS

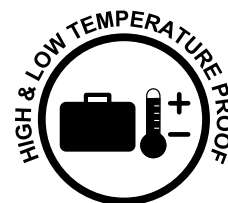
- document area
- 2 tool pallets with PSS™ system
- 2 TSA LOCK™ with keys
- bottom area with adjustable dividers
- 2 small component boxes

THIS PRODUCT CAN BE USED WITH OUR APP
INTELLIRESPOND

www.intellirespond.com



INTERNAL DIMENSIONS (mm)						
Model	A	B	C	D	E	
NEW MEGA WHEELS PEL	453	345	185	75	110	7,5
NEW MEGA WHEELS PTS	453	345	185	75	110	8
NEW MEGA WHEELS PSS	453	345	185	75	110	8



Exceptionally strong case designed to resist even in the most extreme use conditions.

The double wall construction and the body in shock-proof high density Polyethylene, with great resistance to high and low temperatures and to most of the corrosive chemical substances, grant to this product the highest levels of reliability on the market. The TSA LOCK™ allows the case to be checked at the airport by security officers.

General features:

- roto moulded Polyethylene shells with incorporated feet
- 2 metal lid support stays with safety spring pawl and doublefixing point
- steel hinge riveted in various points
- ergonomic handle, rubber coated grip



- Bottom with adjustable dividers



- TSA LOCK™



- Double wall construction technique




- Steel hinge riveted in various points for maximum resistance even in case of intensive use



- Stitched elastic bands

BOMBER 170 PEL

- document wallet
- 2 tool pallets with elastic bands
- 2 TSA LOCK™ with keys
- bottom with adjustable dividers
- 2 small component boxes



- FLEXI POUCHES™
- Patented Tool Fixing System

BOMBER 170 PTS

- document wallet
- 2 tool pallets with FLEXI POUCHES™
- 2 TSA LOCK™ with keys
- bottom with adjustable dividers
- 2 small component boxes



- PSS™ - Patented Professional Storage System

BOMBER 170 PSS

- document wallet
- 2 tool pallets with PSS™ system
- 2 TSA LOCK™ with keys
- bottom with adjustable dividers
- 2 small component boxes

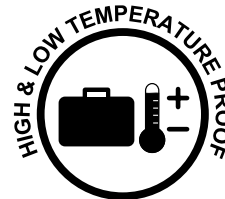
THIS PRODUCT CAN BE USED WITH OUR APP INTELLIRESPOND

www.intellirespond.com



INTERNAL DIMENSIONS (mm)

Model	A	B	C	D	E	
BOMBER 170 PEL	422	327	185	75	110	5,0
BOMBER 170 PTS	422	327	185	75	110	5,5
BOMBER 170 PSS	422	327	185	75	110	5,5



Indestructible high capacity tool case made entirely of HDPE resin, a real shield against accidental shocks. Ideal for air travelling engineers that carry tools, spare parts and components.

General features:

- document wallet
- 2 metal TSA LOCK™ with keys
- ergonomic handle, rubber grip
- telescopic handle
- 4 detachable pivoting wheels
- stackability
- 2 small component boxes
- address label



- TSA LOCK™



PIVOT PEL

- 2 tool pallets with elastics

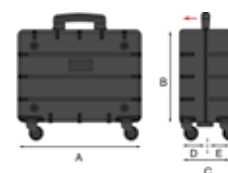


- Removable net in the bottom for tools and accessories.




PIVOT PTS

- 2 tool pallets with pouches



INTERNAL DIMENSIONS (mm)

Model	A	B	C	D	E	
PIVOT PEL	433	330	230/257	110	120/147	7,2
PIVOT PTS	433	330	230/257	110	120/147	7,3



Double wall construction HDPE box, studied to resist even in the most extreme use conditions. Great resistance to high and low temperatures and to most of the corrosive chemical substances.

General features:


- ergonomic handle
- adjustable, removable shoulder strap
- metal padlockable latches
- easy to clean internal surface
- internal removable divider

FORCE BOX 18

- Extractable tray



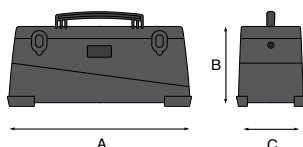
- Double wall construction technique



- Metal padlockable latches

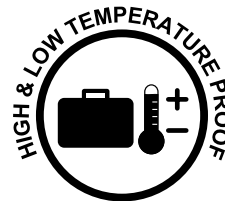
FORCE BOX 21

- Internal removable divider



INTERNAL DIMENSIONS (mm)

Model	A	B	C	D	E	
FORCE BOX 18	460	180	220	200	20	4,0
FORCE BOX 21	535	180	220	200	20	4,5



Technologically advanced, injection moulded, high thickness Polypropylene tool case. This material makes the case extremely resistant against chemical corrosion, shock, high and low temperature.

The injection technique ensures constant material thickness, even in the corners. Large and thick aluminium trim, makes the case ideal for daily, heavy duty use.

The case can accommodate up to 3 tool pallets.

General features:

- 2 metal lid safety support stays
- new metal locks with keys
- 3 metal hinges for maximum strength
- ergonomic handle, rubber coated grip
- address label




- Pair of fully retrofittable optional combilocks (accessory art. LOCKATOMIK)



- New metal locks with keys



- Bottom area with removable dividers



- Address label



ATOMIK215 PEL

- 1 lid tool pallet with elastics on both sides
- 1 bottom tool pallet with elastics on one side
- bottom area with removable dividers



- Stitched elastic bands


FRONT



BACK



Additional tool pallet (art. PAN ATOMIK) available as accessory upon request. Front with PSS system, back with elastics (only for PEL and PTS models).



- FLEXI POUCHES™
- Patented Tool Fixing
System

ATOMIK215 PTS

- 1 lid tool pallet with FLEXI POUCHES™ on both sides
- 1 bottom tool pallet with FLEXI POUCHES™ on one side
- bottom area with removable dividers

- Art. FOAM ATOMIK: Available on demand as accessory, removing the dividers, this bottom area can be equipped with pre cubed foam layers for tester or measuring equipment storage.



- PSS™ - Patented
Professional Storage
System


ATOMIK215 PSS

- 1 lid tool pallet with PSS™ system on both sides
- 1 bottom tool pallet with PSS™ system on one side
- bottom area with removable dividers



INTERNAL DIMENSIONS (mm)

Model	A	B	C	D	E	
ATOMIK215 PEL	465	352	215	95	120	5,2
ATOMIK215 PTS	465	352	215	95	120	5,2
ATOMIK215 PSS	465	352	215	95	120	5,8



Technologically advanced, injection moulded, high thickness Polypropylene tool case on wheels, fitted so that the travelling position is with horizontal case.

The case can accommodate up to 3 tool pallets.

General features:

- 3 metal hinges for maximum strength
- ergonomic handle, rubber coated grip
- 2 metal lid safety support stays
- wheels on ball bearings
- new stronger metal locks with keys
- telescopic handle
- address label



- Bottom area with removable dividers



- New metal locks with keys



ATOMIK WH PEL

- 1 lid tool pallet with elastics on both sides
- 1 bottom tool pallet with elastics on one side
- bottom area with removable dividers



- Stitched elastic bands


FRONT



BACK



Additional tool pallet (art. PAN ATOMIK) available as accessory upon request. Front with PSS system, back with elastics (only for PEL and PTS models).



- FLEXI POUCHES™
- Patented Tool Fixing System

ATOMIK WH PTS

- 1 lid tool pallet with FLEXI POUCHES™ on both sides
- 1 bottom tool pallet with FLEXI POUCHES™ on one side
- bottom area with removable dividers

- Art. FOAM ATOMIK:
Available on demand as accessory, removing the dividers, this bottom area can be equipped with pre cubed foam layers for tester or measuring equipment storage.



- Pair of fully retrofittable optional combilocks (accessory art. LOCKATOMIK)



- PSS™ - Patented Professional Storage System

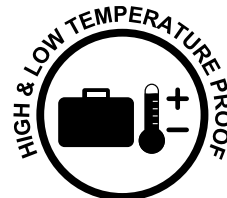
ATOMIK WH PSS

- 1 lid tool pallet with PSS™ system on both sides
- 1 bottom tool pallet with PSS™ system on one side
- bottom area with removable dividers



INTERNAL DIMENSIONS (mm)

Model	A	B	C	D	E	
ATOMIK WH PEL	465	352	215/255	95	120/160	6,4
ATOMIK WH PTS	465	352	215/255	95	120/160	6,4
ATOMIK WH PSS	465	352	215/255	95	120/160	7,0



Watertight and perfectly sealed thanks to the o-ring and to the purge valve, these cases grant absolute protection. Made of resistant lightweight resin, they are provided with strong latches and an ergonomic handle. They are ideal for use in the harshest environment, such as industrial, sanitary, aeronautical, military and nautical fields.

General features:

- waterproof and airtight
- interstackable
- corrosionproof, sandproof and dustproof
- shockproof and crushproof
- temperature rating -33°C/+90°C
- ergonomic handle, rubber coated grip
- new jam free latches with user-friendly opening mechanism

GT 42-09 PEL

- document wallet
- 1 tool pallet with elastics
- bottom area for tools



- New pull release latch grants additional safety and avoids accidental opening



GT 42-09 PTS

- document wallet
- 1 tool pallet with pouches
- bottom area for tools



GT 42-16 PEL

- document area
- 2 tool pallets with elastics
- bottom tray with adjustable dividers



- New gas pressurized lid supports



GT 42-16 PTS

- document area
- 2 tool pallets with pouches
- bottom tray with adjustable dividers



- bottom tray with adjustable dividers



- New pull release latch grants additional safety and avoids accidental opening



- TSA LOCK™ combi padlock, make the security inspection conveniently. Fits all the GT Waterproof cases (Art. EXPL TSA.DIGILOCK).



- Patented heavy duty padlock with keys. Fits all the GT waterproof cases (Art. EXPL PADLOCK).



- Patented heavy duty padlock with combination. Fits all the GT waterproof cases (Art. EXPL COMBILOCK).



GT 44-19 PEL

- document wallet
- 2 tool pallets with elastics
- bottom tray with high stability dividers
- 2 small component boxes



GT 44-19 PTS

- document wallet
- 2 tool pallets with FLEXI POUCHES™
- bottom tray with high stability dividers
- 2 small component boxes



- New gas pressurized lid supports



GT 44-19 PSS

- document wallet
- 1 lid tool pallet with PSS™ system on both sides
- 1 bottom tool pallet with PSS™ system on one side
- bottom tray with high stability dividers
- 2 small component boxes



- bottom tray with adjustable dividers



- Art. SHOULDERKIT.U Adjustable shoulder strap kit (optional).



- Complies with major airlines' restrictions



THE LIGHTEST WATER RESISTANT TOOL TROLLEY ON THE MARKET!

- Lock/unlock telescopic handle



GT 52-21 PEL

- document wallet
- 2 tool pallets with elastics
- bottom tray with adjustable dividers



- New pull release latch



GT 52-21 PTS

- document wallet
- 2 tool pallets with FLEXI POUCHES™
- bottom tray with adjustable dividers



- New gas pressurized lid supports



GT 52-21 PSS

- document wallet
- 2 tool pallets with PSS™ system
- bottom tray with adjustable dividers



- bottom tray with adjustable dividers



- optional shipping label holder (Art. KIN.1224)



- Telescopic handle with quick & safe lock/unlock system



- New gas pressurized lid supports

GT 53-26 PEL

- 3 tool pallets with elastics
- document wallet with pouches

- Self-oiling free running wheels



- Stitched elastic bands




GT 53-26 PTS

- 3 tool pallets with pouches
- document wallet with organized pouches
- bottom tray with adjustable dividers



- bottom tray with adjustable dividers



- FLEXI POUCHES™
- Patented Tool Fixing System



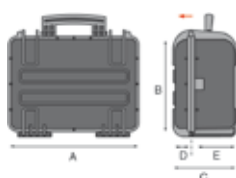
- Trolley with self-oiling free running wheels

- Two man lift side handles



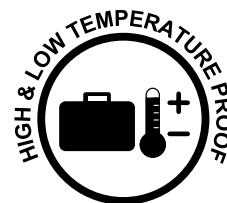
GT 58-23

- document wallet in the lid
- 1 tool pallet with large elastic bands on both sides
- 1 tool pallet with FLEXI POUCHES™ on both sides
- 1 padlock with key included
- ergonomic central handle
- 2 side handles for two people carriage
- trolley with quick & safe lock/unlock telescopic handle
- padlockable in several points providing maximum security
- corrosion proof metal reinforced hinges
- positive stacking location
- bottom with layers of pre cubed foam



INTERNAL DIMENSIONS (mm)

Model	A	B	C	D	E	
GT 42-09 PEL	420	300	95	35	60	2,8
GT 42-09 PTS	420	300	95	35	60	2,8
GT 42-16 PEL	420	300	160	35	125	3,5
GT 42-16 PTS	420	300	160	35	125	3,5
GT 44-19 PEL	445	345	190	47	143	6,5
GT 44-19 PTS	445	345	190	47	143	6,5
GT 44-19 PSS	445	345	190	47	143	6,5
GT 52-21 PEL	520	285	205	55	150	6,8
GT 52-21 PTS	520	285	205	55	150	6,8
GT 52-21 PSS	520	285	205	55	150	7,0
GT 53-26 PEL	538	405	250	60	190	12,0
GT 53-26 PTS	538	405	250	60	190	12,0
GT 58-23	580	440	220	60	160	12,5



Polypropylene case manufactured using injection molding technique. Compact size, high load capacity and lightweight. General features:

- document area in the lid
- soft grip rubber handle
- metal lid support stays
- 2 small component boxes
- new latches with keys

BOXER PEL

- 2 tool pallets with elastics



- Stitched elastic bands




- Vacuum formed bottom tray



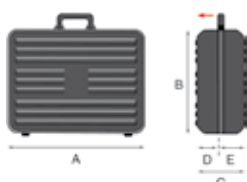
- new latches with keys

BOXER PTS

- 2 tool pallets with pouches



- FLEXI POUCHES™
- Patented Tool Fixing System



INTERNAL DIMENSIONS (mm)

Model	A	B	C	D	E	
BOXER PEL	430	340	156	78	78	3,0
BOXER PTS	430	340	156	78	78	3,8



Injection moulded, high thickness Polypropylene tool case on wheels. This material is extremely resistant against chemical corrosion, shock, high and low temperature. When travelling, the case is in horizontal position. Compact size, high load capacity and lightweight.

General features:

- new telescopic handle
- wheels on ball bearings
- soft grip rubber handle
- document area in the lid
- metal lid support stays
- bottom area with removable dividers
- 2 small component boxes
- new latches with keys

BOXER WH PEL

- 2 tool pallets with elastics




- Stitched elastic bands



- Bottom area with removable dividers

BOXER WH PTS

- 2 tool pallets with pouches



- FLEXI POUCHES™
- Patented Tool Fixing System



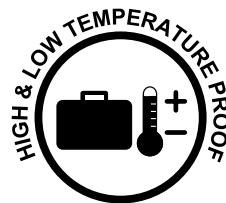
INTERNAL DIMENSIONS (mm)

Model	A	B	C	D	E	
BOXER WH PEL	430	320	156/190	80	76/110	4,8
BOXER WH PTS	430	320	156/190	80	76/110	4,8



MUB78

- empty
- side handle for use on wheels



Lightweight high capacity injection moulded polypropylene box for tough, heavy duty use. Ideal for use where high loading capacity is needed like construction sites, maintenance, transport, outdoor, nautical equipment.

General features:

- moulded integral lifting points on both ends
- full length steel hinge pin to lid
- positive grab over latching catches
- lid reinforcements
- slide out clear ID-Nameplate holder
- use in high/low temp environments
- padlocking provision
- side handles for two men carriage
- large front handle for hand carrying



MUB78 GT

- 2 trays with dividers
- 2 elastic kits (Art. KIT03)
- side liftable handle for use on wheels

Ability to stack



Art. KIT03:
elastic bands
and metal clips
(not included in the
Art. KIT TRAY MUB)



MUB65

- empty

Art. KIT TRAY MUB:
1 tray with divider
(the Art. KIT03
is not included)



INTERNAL DIMENSIONS (mm)

Model	A	B	C	D	E	F
MUB78	780	410	330	50	280	6,3
MUB78 GT	780	410	330	50	280	7,8
MUB65	653	340	312	65	247	4,5



GT top aluminium case proposal with combi lock.

General features:

- cold moulded body realized from a 15/10 mm. thick aluminium sheet
- aluminium profile for a more reliable closing
- 2 chromed steel locks
- combination lock with 3 digits
- 3 metal hinges
- 4 metal feet
- chromed ABS handle with soft grip
- vacuum formed tray with 3 compartments
- metal lid support stays with safety spring pawl

R7/TOP

- 2 tool pallets with elastics
- double document wallet
- 2 small component boxes



- Stitched elastic bands

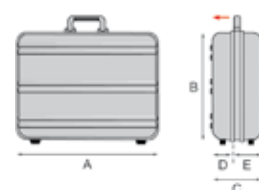


- vacuum formed tray with 3 compartments, one of which suitable for a drill.



R7/TOP2 PTS

- 2 tool pallets with pouches
- double document wallet
- 2 small component boxes



INTERNAL DIMENSIONS (mm)

Model	A	B	C	D	E	
R7/TOP	474	355	178	74	104	6,0
R7/TOP2 PTS	474	355	178	74	104	6,5



Traditional ultra resistant tool case, reliable thanks to the construction technique based on an unique aluminium cold bent body 15/10 mm. thick.

Reinforcements in chromed iron and corrosion resistant aluminium "L" section extrusions.

General features:

- chromed ABS handle with soft rubber grip
- aluminium profile for a more reliable closing
- 2 metal chromed locks
- vacuum formed tray
- 3 metal chromed high thickness hinges
- shoulder belt



ALC/170


- document wallet
- 2 tool pallets with elastic bands
- 2 small component boxes
- 2 metal lid support stays with safety spring pawl



- Stitched elastic bands



- Vacuum formed tray with 3 compartments



INTERNAL DIMENSIONS (mm)

Model	A	B	C	D	E	
ALC/170	435	335	185	85	100	5,9



Lightweight tool case with thick steel corners and metal reinforcements on the profile to grant absolute protection.

General features:

- 2 metal locks with keys
- reinforced internal structure
- rubber grip handle
- shoulder belt optional accessory (KIN.0359)
- 2 metal hinges
- 4 rubber feet (on the bottom and on the lower shell)
- metal lid support stay
- vacuum formed bottom tray with fixed compartments



- vacuum formed bottom tray with fixed compartments



- Stitched elastic bands

METAL LITE PEL

- 2 tool pallets with elastics
- adjustable document wallet



INTERNAL DIMENSIONS (mm)

Model	A	B	C	D	E	
METAL LITE PEL	465	343	170	70	100	7,0



TECHNICAL CHART

Item	Internal Size mm			Weight Range	External Size mm			Load Capacity	Material	
	Length	Width	Height	KG	Length	Width	Height	KG	Shell	PTS Pockets
ALL IN ONE	n/a	n/a	n/a	10,15/14,15	580	384	457	40	PP	
V-ROCK TURTLE	470	390	340	8,7/9,4	530	450	370	40	HDPE	✓
ROCK TURTLE	470	390	320	8,7/9,4	516	446	353	40	HDPE	✓
NEW MEGA WHEELS	453	345	185	7,5/8	554	447	252	35	HDPE	✓
BOMBER	422	327	185	5/5,5	479	403	213	30	HDPE	✓
PIVOT	417	323	274	7,2/7,3	485	484	294	35	HDPE	✓
FORCE BOX 18	460	180	220	4	562	257	299	20	HDPE	
FORCE BOX 21	535	180	220	4,5	641	257	299	20	HDPE	
ATOMIK215	465	352	215	5,2/5,8	485	406	221	25	PP	✓
ATOMIK WHEELS	465	352	255	6,4/7	485	406	257	25	PP	✓
GT 42-09	420	300	95	2,8	457	366	118	20	PP	✓
GT 42-16	420	300	160	3,5	457	367	183	25	PP	✓
GT 44-19	445	345	190	6,5	474	413	217	30	PP	✓
GT 52-21	520	285	205	6,8/7	550	350	225	30	PP	✓
GT 53-26	538	405	250	12	625	477	295	35	PP	✓
GT 58-23	580	440	220	12,5	670	509	264	40	PP	✓
BOXER	430	340	156	3/3,8	450	399	165	20	PP	✓
BOXER WHEELS	430	320	190	4,8	450	399	201	20	PP	✓
MUB78	780	410	330	6,3	807	467	347	50	PP	
MUB65	653	340	312	4,4	677	403	330	30	PP	
R7	474	355	178	6/6,5	490	400	195	20	ALU	✓
ALC/170	435	335	185	5,9	464	375	185	20	ALU	
METAL LITE	465	343	170	7	493	394	204	15	ALU	
FLASH	450	320	160	3,7/4	470	360	167	20	ABS	✓
FLASH WH	450	320	190	5,2	470	360	167	20	ABS	✓
METRO ABS	464	355	185	4,2	482	410	205	20	ABS	✓
METRO ALU	470	350	185	5	485	400	205	20	ALU	✓

Versions		Airport Handling	Waterproof	Closure			Wheels	Page
PEL Elastics	PSS Rubber Blades			Key Locks	TSA Locks	Latches (padlockable)		
	AIPANEL (accessory)	✓				✓	✓	6/11
✓	✓	✓			✓		✓	12/13
✓	✓	✓			✓		✓	14/15
✓	✓	✓			✓		✓	16/17
✓	✓	✓			✓			18/19
✓		✓			✓		✓	20
				✓				21
				✓				21
✓	✓			✓ COMBI (Optional)				22/23
✓	✓			✓ COMBI (Optional)			✓	24/25
✓		✓	✓			✓		26
✓		✓	✓			✓		27
✓	✓	✓	✓			✓		28
✓	✓	✓	✓			✓	✓	29
✓		✓	✓			✓	✓	30
✓		✓	✓			✓	✓	31
✓				✓				32
✓				✓			✓	33
						✓	✓	34
						✓		34
				✓				35
✓				✓				36
✓				✓				37
✓				✓				48
✓				✓				49
✓				COMBI				50
✓				COMBI				51



WL COMPONENT BOXES

WL01

- Small shock-proof PP component box with 6 compartments.

WL02

- Small shock-proof PP component box with 13 compartments.

WL03

- Small empty shock-proof PP component box.

WL04

- Shock-proof PP component box with 10 compartments.

WL05

- Shock-proof PP empty component box.

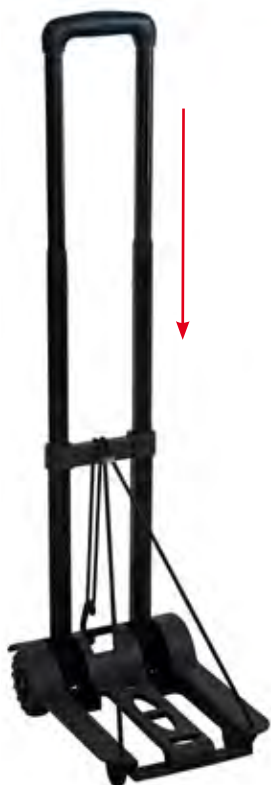
EXTERNAL DIMENSIONS (mm)

Model	A	B	C	
WL01 - WL02 - WL03	163	120	30	0,08
WL04 - WL05	245	130	30	0,15



LOCK BELT

- nylon strength safety belt strap with combination lock
- 3-dial combination lock, easy to use
- adjustable from 107 to 190 cm



UNIVERSAL TROLLEY

Folding, lightweight and resistant universal trolley.

Provided with elastics and plastic hooks to fix any kind of case or bag.

- telescopic handle with two locking positions
- large wheels allowing easy transport.


Dimensions:

Closed 470x260x90 mm.

Open 1080x260x300 mm.

Weight: 1,30 Kg. - Up to: 30 Kg. load




**PEL PANELS**

Elastic band with reinforced stitching fixed loops in different sizes for any kind of hand tool storage.

PTS PANELS

FLEXI POUCHES™: patented tool fixing system with pouches made of resistant elastic material and reinforced stitchings.

PSS PANELS

Tools are stored and held in place thanks to the pressure of rubber blades. No memory effect.



• MP.0437
dim. 61x61xH154 cm.



• MP.0370
Crownier dim. 29x45 cm



• MP.0382 Deskmat dim. 60x40 cm.



• MP.0369 Deskmat dim. 60x40 cm.



• MP.0379
dim. 90x200 cm.



• MP.0331
dim. 90x200 cm.



• MP.0348
dim. 90x200 cm.



• MP.0378
dim. 90x200 cm.



• MP.0358
dim. 90x200 cm.



• MP.0332
dim. 90x200 cm.



Heavy-duty tool bags made with high quality genuine leather.

General features:

- reinforced stitching
- high thickness genuine leather with scratch proof surface
- metal snap locks
- heavy duty bottom tray made of zinc plated iron
- shoulder belt (optional only for BCP01 and BCP01 PSS mod.)



BCP 01

- swing down front pallet with stitched sides to keep a 90° opening
- interior sides with stitched tool pouches and straps



BCP 02

- external document pouch
- swing down front pallet with stitched sides to keep a 90° opening
- interior sides with stitched tool pouches and straps



BCP 03

- external document pouch
- swing down front and rear pallets with stitched sides to keep a 90° opening
- central pallet with stitched tool pouches on both sides
- interior sides with stitched tool pouches and straps



BCP 01 PSS

- swing down front pallet with stitched sides to keep a 90° opening
- 2 PSS™ bars for the storage of medium and big size tools



BCP 02 PSS

- external document pouch
- swing down front pallet with stitched sides to keep a 90° opening
- 2 PSS™ bars for the storage of medium and big size tools



BCP 03 PSS

- external document pouch
- swing down front and rear pallet with stitched sides to keep a 90° opening
- 4 PSS™ bars for the storage of small, medium and big size tools



INTERNAL DIMENSIONS (mm)

Model	A	B	C	
BCP 01 - BCP 01 PSS	360	150	230	2,5-3,5
BCP 02 - BCP 02 PSS	400	160	260	3,5-4,5
BCP 03 - BCP 03 PSS	410	180	310	5,5-5,5



Stitched tool bags made entirely of leather with reinforced aluminium lateral profiles.

General features:

- practical shoulder strap,
- metal closing buckles
- internal robust zinc-plated metal base

BCF 134



BCF 135



BCF 136



- Internal horizontal divider to optimize the inner space (only in BCF 136 model)



INTERNAL DIMENSIONS (mm)

Model	A	B	C	Weight
BCF 134	410	200	180	2,0
BCF 135	450	200	180	2,3
BCF 136	520	200	180	2,9


BCE 137

BCE 138

BCE 139

BCE 140

Stitched tool bags made entirely of leather with reinforced ABS side profiles.

General features:

- shoulder strap
- metal closing buckles
- extractable ABS tool pallet with adjustable bands



- Extractable internal tool pallet


INTERNAL DIMENSIONS (mm)

Model	A	B	C	
BCE 137	200	215	100	0,85
BCE 138	300	215	100	1,0
BCE 139	350	235	110	1,2
BCE 140	400	270	120	1,7

@HAND

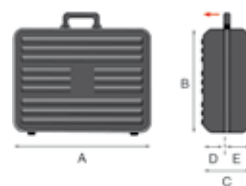


CYBER BOXER

Improved shock proof computer case made of strong PP material.

General features:

- new latch system with integrated key lock
- new rubberized handle for a safe grip
- organized document pouch
- rigid panel for notebook
- bottom area with pre-cubed foam
- adjustable shoulder strap



INTERNAL DIMENSIONS (mm)

Model	A	B	C	D	E	
CYBER BOXER	430	340	156	78	78	3,0



TOP ENVELOPE 13

13"-13.3" protective laptop sleeve



- loop on the back to be fixed to the trolley handle



TOP ENVELOPE 15

15"-15.6" protective laptop sleeve





HAND BASIC N

Computer bag for laptop and equipment.

General features:

- external organized pouch for documents and accessories
- adjustable shoulder strap and easy carry handle
- 2 padded compartments
- laptop area and area for printer or equipment



HAND LITE

Computer bag for laptop and equipment.

General features:

- external organized pouch for documents and accessories
- adjustable shoulder strap and easy carry handle
- 1 padded compartment
- laptop area

EXTERNAL DIMENSIONS (mm)

Model	A	B	C	
HAND BASIC N	410	330	140	1,8
HAND LITE	380	310	120	1,5

WORK
Line

Injection moulded ABS walls with strong aluminum construction frame. Great resistance for daily use and the best quality & price ratio.

General features:

- Ergonomic soft grip handle
- Two metal locks with keys
- Two special safety hinges
- Document wallet with tool storage room
- Easy to clean internal surface
- Removable bottom dividers



FLASH 1 PEL

- 1 tool pallet with elastics



- Removable bottom dividers



FLASH 2 PEL

- 2 tool pallets with elastics



FLASH 1 PTS

- 1 tool pallet with pouches



FLASH 2 PTS

- 2 tool pallets with pouches



Tool trolley with injection moulded ABS walls and strong aluminum construction frame. Great resistance for daily use and the best quality & price ratio.

General features:

- Ergonomic soft grip handle
- Two metal locks with keys
- Two special safety hinges
- Document wallet with tool storage room
- Easy to clean internal surface
- Removable bottom dividers



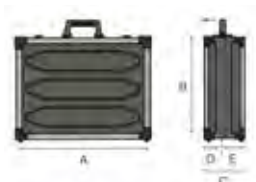
FLASH WH 2 PEL

- 2 tool pallets with elastics



FLASH WH 2 PTS

- 2 tool pallets with pouches



INTERNAL DIMENSIONS (mm)

Model	A	B	C	D	E	Icon
FLASH 1 PEL	450	320	160	60	100	3,7
FLASH 2 PEL	450	320	160	60	100	4,0
FLASH 1 PTS	450	320	160	60	100	3,7
FLASH 2 PTS	450	320	160	60	100	4,0
FLASH WH 2 PEL	450	320	190/160	60	130/100	5,2
FLASH WH 2 PTS	450	320	190/160	60	130/100	5,2



Strong ABS vacuum formed case at the best quality/price ratio. Large and thick aluminium frame makes the case ideal for daily use.

The new design of the shell and the interiors creates a modern and attractive look.

General features:

- Ergonomic soft grip handle
- Two combi locks
- Two hinges with lid support and standing feet
- Document area
- Bottom tray with adjustable dividers



METRO ABS PEL

- 2 tool pallets with elastics



- Bottom tray with adjustable dividers



METRO ABS PTS

- 2 tool pallets with pouches



Strong and elegant aluminium deep drawn case with scratch resistant treated surface.

Great resistance for daily use at the best quality/price ratio.

Large and thick aluminium frame makes the case ideal for daily use.

General features:

- Ergonomic soft grip handle
- Two combi locks
- Two hinges with lid support and standing feet
- Document area
- Bottom tray with adjustable dividers



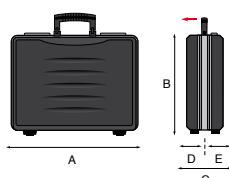
METRO ALU PEL

- 2 tool pallets with elastics



METRO ALU PTS

- 2 tool pallets with pouches



INTERNAL DIMENSIONS (mm)

Model	A	B	C	D	E	
METRO ABS PEL	464	355	185	85	100	4,2
METRO ABS PTS	464	355	185	85	100	4,2
METRO ALU PEL	470	350	185	85	100	5,0
METRO ALU PTS	470	350	185	85	100	5,0



TOP 07

Tool backpack with internal and external pouches for tools, accessories and documents.

Dim.: 300x140x400 mm. - Weight 2,3 Kg.

— L W H —

EAN Code: 8024482009797



TOP 07 XL

Tool backpack with internal and external pouches for tools, accessories and documents. Padded notebook area (up to 17"). Extractable tool pallet with elastics and pouches on both sides.

Dim.: 370x200x500 mm. - Weight 2 Kg.

— L W H —

EAN Code: 8024482182353



TOP ROLLER N

Tool trolley with wheels and telescopic handle. Adjustable shoulder strap.

Dim.: 450x210x380 mm. - Weight: 2,7 Kg.

— L W H —

EAN Code: 8024482177465





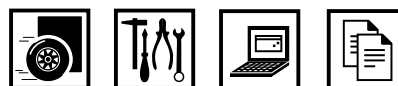
Large wheels and easy extractable telescopic handle

TOOL TROLLEY 01 N

Tool trolley/backpack designed for carrying both, tools and a 15" notebook.
2 frontal pouches for documents and accessories.

Dim.: 360x200x480 mm. - Weight: 4,25 Kg.
L W H

EAN Code: 8024482177878



Two internal double-sided reversible pallets, one with pouches for tools and one with a soft padded area for a 15" notebook.



Extractable rear straps transform the trolley into a practical backpack.



TOOLS & PC BAGS ▾




PSS FLEXI BAG

Padded bag in tear resistant fabric with pouches. Adjustable shoulder strap. Internal extractable double sided tool pallet. Laptop padded area. Two small component boxes. Provided with hanging hook for a safe hanging on a ladder.

Dim.: 440x140x330 mm. - Weight 1,95 Kg.
L W H

EAN Code: 8024482180793



Extractable tool pallet with PSS™ system on one side and elastics on the other side.

Adjustable strap to secure the bag to the ladder. Quick release buckle.



TOP 10 N

Multipurpose tool and laptop bag with rubber grip ergonomic handle and adjustable shoulder strap. Phone holder. Charge pocket included.

Dim.: 400x130x310 mm. - Weight 1,4 Kg.

— L W H —

EAN Code: 8024482177526



TOP PILOT N

Pilot multipurpose tool and laptop bag with adjustable shoulder strap. Vertical access storage. Can accommodate a 18" laptop.

Dim.: 470x160x330 mm. - Weight: 2,9 Kg.

— L W H —

EAN Code: 8024482177595



TOP 05 N

Multipurpose tool and laptop bag with rubber grip ergonomic handle and adjustable shoulder strap. Can accommodate a 15" laptop. Charge pocket included.

Dim.: 390x120x310 mm. - Weight: 1,45 Kg.

— L W H —

EAN Code: 8024482177496



**TOP 09 N**

Tool and document bag with tool pouches and external document pouch.

Dim.: 385x65x295 mm. - Weight: 1 Kg.

L W H

EAN Code: 8024482177519

**TOP SMART N**

Small tool bag with small document pocket and adjustable shoulder strap.

Dim.: 160x40x230 mm. - Weight 0,2 Kg.

L W H

EAN Code: 8024482177618

**TOP 08 L**

Tool and document bag with internal removable paper-notebook-folder, tool pouches and external document pouch.

Dim.: 420x60x300 mm. - Weight: 1,3 Kg.

L W H

EAN Code: 8024482177502



**TOP 04 N**

Tool bag with padded pouches and adjustable shoulder strap. Injection molded rigid bottom.

Dim.: 410x230x300 mm. - Weight: 1,3 Kg.

— L W H —

EAN Code: 8024482177489

**TOP 06 N**

Tool bag with padded pouches and adjustable shoulder strap. Injection molded rigid bottom.

Dim.: 515x210x300 mm. - Weight: 1,55 Kg.

— L W H —

EAN Code: 8024482177472

**TOP BOX 04**

Tool box with internal and external pouches. Internal pouch for documents. Adjustable shoulder strap. Injection molded rigid bottom.

Dim.: 410x230x240 mm. - Weight: 1,2 Kg.

— L W H —

EAN Code: 8024482180779





BAG & CASE PTS

Tool case with 2 extractable pallets with FLEXI POUCHES PLUS™ system. Bottom compartment with adjustable dividers. Zip with padlockable metal clip. Adjustable shoulder strap. Rubber corner reinforcements.

Dim.: 455x170x360 mm. - Weight: 4 Kg.

— L W H —

EAN Code: 8024482012100



BAG 01

Tool bag with 2 extractable tool pallets with elastics. Internal pouch includes a special heat resistant ceramic cap to contain a soldering iron.

Dim.: 450x90x345 mm. - Weight: 1,5 Kg.

— L W H —

EAN Code: 8024482004457



PSS COMPACT BAG

Compact tool bag with two removable PSS™ tool pallets. Adjustable shoulder strap and large side pockets. Two small component boxes included (Art. WL 01 - WL 02).

Dim.: 230x110x320 mm. - Weight 1,5 Kg.

— L W H —

EAN Code: 8024482015613





TOP LIFT BAG N

Rope access and climbing tool bag with padded pouches and adjustable shoulder strap. Allows tools to be organized during suspended work.

Dim.: 300x220x280 mm. - Weight 1,1 Kg.

L W H

EAN Code: 8024482177601



TOP BASKET M



TOP BASKET L

TOP BASKET M TOP BASKET L

Tool basket with tool pouches. Adjustable shoulder strap and robust metal handle. Swing down front and rear walls to keep a 90° opening (on both models).

Dim. Top Basket M: 410x230x280 mm. - Weight 1,4 Kg.

Dim. Top Basket L: 520x210x290 mm. - Weight 1,5 Kg.

L W H

M - EAN Code: 8024482182414

L - EAN Code: 8024482182407



Removable top cover

TOP CHEST

Tool chest with internal and external pouches. Internal extractable PSS™ tool pallet. Adjustable shoulder strap.

Dim.: 350x260x370 mm. - Weight 2,7 Kg.

L W H

EAN Code: 8024482180762



Removable top cover



Extractable pallet



TOP JACKET N

Multipurpose jacket with tool pouches. Adjustable velcro straps (shoulder and waist). Wide back padded ergonomic pouch. Name holder with velcro strap on the back. Phone holder.

One size fits all - Weight 0,85 Kg.

EAN Code: 8024482177540



TOP KNEE PADS

Protective, ergonomic, anti skid knee pads. Shock absorbing inner soft gel. Developed according to EN 14404. Adjustable.

One size fits all. - Weight 0,6 Kg.

EAN Code: 8024482177885



TOP TOOL BELT N

Adjustable tool belt with stitched pouches.

Dim.: 500x230 mm. - Weight 0,3 Kg.
L H

Belt: 1300 mm. (L max)

EAN Code: 8024482177083



TOP BUMBAG N

Adjustable tool bumbag with folding bib. Spacious internal, padded tool area with pouches.

Dim.: 320x140x180 mm. - Weight 0,6 Kg.
L W H

EAN Code: 8024482177557



**TOP BELT N with TOP DRILL N,
TOP PHONE N and TOP ELECTRA N****TOP BELT N**

Adjustable padded belt for tool pouches.
Ideal to be customized with different tool
holders.

Dim.: min/max 920/1350 mm.-Weight 0,13 Kg.

EAN Code: 8024482177571

**TOP TAPE PLUS N**

Tape and small tools waist holder.
Fits to art. TOP BELT N through metal clip.

Dim.: 120x50x210 mm. - Weight 0,15 Kg.

EAN Code: 8024482009957

**TOP PHONE N**

Mobile phone waist holder.
Fits to art. TOP BELT N through metal clip.

Dim.: 80x60x170 mm. - Weight 0,1 Kg.

EAN Code: 8024482177458

**TOP ELECTRA N**

Organized tool waist pouch.
Fits to art. TOP BELT N through belt loop.

Dim.: 280x70x300 mm. - Weight 0,25 Kg.

EAN Code: 8024482009995

**TOP BIT N**

Bits waist holder.
Fits to art. TOP BELT N through metal clip.

Dim.: 110x25x155 mm. - Weight 0,1 Kg.

EAN Code: 8024482177632



Handy metal clips
to fasten the items
to the belt.

Belt loop.

**TOP HAMMER N**

Hammer waist holder.
Fits to art. TOP BELT N through metal clip.

Dim.: 145x70x135 mm. - Weight 0,13 Kg.

EAN Code: 8024482177649

TOP TAPE N

Tape waist holder.
Fits to art. TOP BELT N through metal clip.

Dim.: 145x25x135 mm. - Weight 0,2 Kg.

EAN Code: 8024482177625

**TOP DRILL N**

Drill or screwer waist scabbard.
Fits to art. TOP BELT N through belt loop.

Dim.: 150x35x350 mm. - Weight 0,1 Kg.

EAN Code: 8024482009971

**PSS POCKET**

Organized tool waist pouch with 2-tier
PSS™ system. Tape holder.
Fits to art. TOP BELT N through belt loop.

Dim.: 220x25x320 mm. - Weight 0,5 Kg.

EAN Code: 8024482015620

**TOP NAIL N**

Nail waist pouch with drawstring to prevent
spillage of contents.
Fits to art. TOP BELT N through metal clip.

Dim.: 160x60x160 mm. - Weight 0,1 Kg.

EAN Code: 8024482009940





TOP TOOL ROLL N

Tool roll with stitched pouches and elastic strips for tools.

Dim.: 605x540 mm. (open) - Weight 0,4 Kg.

L H

Dim.: 350x180x50 mm. (closed)

L W H

EAN Code: 8024482177564



TOOL ROLL.5T



TOOL ROLL.9T



TOOL ROLL.12T



TOOL ROLL.15T



TOOL ROLL.20T

TOOL ROLLS

TOOL ROLL.5T - with 5 pouches

Dim.: (open): 280x320 mm. - Weight 0,2 Kg.

L H

EAN Code: 8024482176079

TOOL ROLL.9T - with 9 pouches

Dim.: (open): 390x320 mm. - Weight 0,25 Kg.

L H

EAN Code: 8024482176086

TOOL ROLL.12T - with 12 pouches

Dim.: (open): 500x320 mm. - Weight 0,35 Kg.

L H

EAN Code: 8024482176185

TOOL ROLL.15T - with 15 pouches

Dim.: (open): 680x320 mm. - Weight 0,4 Kg.

L H

EAN Code: 8024482176055

TOOL ROLL.20T - with 20 pouches

Dim.: (open): 790x320 mm. - Weight 0,5 Kg.

L H

EAN Code: 8024482176062



Extractable pallet

SOFT TROLLEY 01

Multifunction trolley/backpack for tools, laptop, accessories and documents. Extractable internal pallet. Adjustable shoulder straps.

Dim.: 310x190x480 mm. - Weight 2,5 Kg.

— L W H —

EAN Code: 8024482181059



Detachable front compartment convertible into a practical carrying tool bag.

SOFT PILOT

Pilot multipurpose tool and laptop bag with adjustable shoulder strap. Vertical access storage. Can accommodate a 15.6" laptop. Detachable front compartment.

Dim.: 420x205x360 mm. - Weight: 2,1 Kg.

— L W H —

EAN Code: 8024482182520

**BAG 04**

Tool bag with internal and external pouches.

Dim.: 320x210x240 mm. - Weight 0,5 Kg.

— L W H —

EAN Code: 8024482002002





BAG 05

Tool and document bag with pouches.
Adjustable shoulder strap.

Dim.: 400x130x310 mm. - Weight 0,7 Kg.

_____ L W H _____

EAN Code: 8024482002019



BAG 06

Tool bag with internal and external pouches.
Adjustable shoulder strap.

Dim.: 510x200x270 mm. - Weight 1,2 Kg.

_____ L W H _____

EAN Code: 8024482006246



BAG 07

Tool bag with internal and external pouches.
Document area. Foldable internal tool panel.

Dim.: 310x120x390 mm. - Weight 0,8 Kg.

_____ L W H _____

EAN Code: 8024482006253





HARD CASES
MADE IN ITALY

**1908** ■ ■ ■ ■ ■

Int. Dim. 190x125x85 mm.
7 1/2 x 4 15/16 x 3 3/8 in

**1913** ■ ■ ■ ■ ■

Int. Dim. 190x125x135 mm.
7 1/2 x 4 15/16 x 5 5/16 in

**2209** ■ ■ ■ ■ ■

Int. Dim. 220x160x95 mm.
8 11/16 x 6 5/16 x 3 3/4 in

**2214** ■ ■ ■ ■ ■

Int. Dim. 220x160x145 mm.
8 11/16 x 6 5/16 x 5 11/16 in

**2712** ■ ■ ■ ■ ■

Int. Dim. 276x200x120 mm.
10 7/8 x 7 7/8 x 4 3/4 in

**2717** ■ ■ ■ ■ ■

Int. Dim. 276x200x170 mm.
10 7/8 x 7 7/8 x 6 11/16 in

**4209** ■ ■ ■ ■ ■

Int. Dim. 420x300x95 mm.
16 9/16 x 11 13/16 x 3 3/4 in

**4216** ■ ■ ■ ■ ■

Int. Dim. 420x300x160 mm.
16 9/16 x 11 13/16 x 6 5/16 in

**4412** ■ ■ ■ ■ ■

Int. Dim. 445x345x125 mm.
17 1/2 x 13 9/16 x 4 15/16 in

**4419** ■ ■ ■ ■ ■

Int. Dim. 445x345x190 mm.
17 1/2 x 13 9/16 x 7 1/2 in

**5218** ■ ■ ■ ■ ■

Int. Dim. 520x285x180 mm.
20 1/2 x 11 1/4 x 7 1/16 in

**5221** ■ ■ ■ ■ ■

Int. Dim. 520x285x205 mm.
20 1/2 x 11 1/4 x 8 1/16 in

**5325** ■ ■ ■ ■ ■

Int. Dim. 538x405x250 mm.
21 3/16 x 15 15/16 x 9 13/16 in

**5326** ■ ■ ■ ■ ■

Int. Dim. 538x405x250 mm.
21 3/16 x 15 15/16 x 9 13/16 in

**7641** ■ ■ ■ ■ ■

Int. Dim. 765x485x415 mm.
30 1/8 x 19 1/8 x 16 5/16 in

**7726** ■ ■ ■ ■ ■

Int. Dim. 770x580x265 mm.
30 5/16 x 22 13/16 x 10 7/16 in

**7745** ■ ■ ■ ■ ■

Int. Dim. 770x580x450 mm.
30 5/16 x 22 13/16 x 17 11/16 in

**13513** ■ ■ ■ ■ ■

Int. Dim. 1350x350x135 mm.
53 1/8 x 13 3/4 x 5 5/16 in

**13527** ■ ■ ■ ■ ■

Int. Dim. 1350x350x272 mm.
53 1/8 x 13 3/4 x 10 11/16 in

**15416** ■ ■ ■ ■ ■

Int. Dim. 1540x377x160 mm.
60 5/8 x 14 13/16 x 6 5/16 in



3005 ■ ■ ■ ■ ■

Int. Dim. 300x210x58 mm.
11 13/16 x 8 1/4 x 2 5/16 in



3317 ■ ■ ■ ■ ■

Int. Dim. 330x234x170 mm.
13 x 9 3/16 x 6 11/16 in



3317WJ ■

Int. Dim. 330x350x170 mm.
13 x 13 3/4 x 6 11/16 in



3818 ■ ■ ■ ■ ■

Int. Dim. 380x270x180 mm.
14 15/16 x 10 5/8 x 7 1/16 in



4820 ■ ■ ■ ■ ■

Int. Dim. 480x370x205 mm.
18 7/8 x 14 9/16 x 8 1/16 in



5117 ■ ■ ■ ■ ■

Int. Dim. 517x277x173 mm.
20 3/8 x 10 7/8 x 6 13/16 in



5122 ■ ■ ■ ■ ■

Int. Dim. 517x277x217 mm.
20 3/8 x 10 7/8 x 8 9/16 in



5140 ■

Int. Dim. 581x381x455 mm.
22 7/8 x 15 x 17 15/16 in



5822 ■ ■ ■ ■ ■

Int. Dim. 580x440x220 mm.
22 13/16 x 17 5/16 x 8 11/16 in

5823 ■ ■ ■ ■ ■

Int. Dim. 580x440x220 mm.
22 13/16 x 17 5/16 x 8 11/16 in



5833 ■ ■ ■ ■ ■

Int. Dim. 580x440x330 mm.
22 13/16 x 17 5/16 x 13 in



7630 ■ ■ ■ ■ ■

Int. Dim. 765x485x305 mm.
30 1/8 x 19 1/8 x 12 in



7814 ■ ■ ■ ■ ■

Int. Dim. 780x350x145 mm.
30 11/16 x 13 3/4 x 5 11/16 in



9413 ■ ■ ■ ■ ■

Int. Dim. 936x350x135 mm.
36 7/8 x 13 3/4 x 5 5/16 in



9433 ■ ■ ■ ■ ■

Int. Dim. 936x350x330 mm.
36 7/8 x 13 3/4 x 13 in



11413 ■ ■ ■ ■ ■

Int. Dim. 1136x350x135 mm.
44 3/4 x 13 3/4 x 5 5/16 in



10826 ■ ■ ■

Int. Dim. 1080x620x260 mm.
42 1/2 x 24 7/16 x 10 1/4 in



10840 ■ ■ ■


Int. Dim. 1080x620x400 mm.
42 1/2 x 24 7/16 x 15 3/4 in



TECHNICAL CHART

CODES	COLORS				INTERNAL CONFIG.	WEIGHT KG	BUOYANCY KG MAX	VOLUME LITRES	INTERNAL DIM. (mm)					EXTERNAL DIM. (mm)		
	BLACK	ORANGE	MIL. GREEN	DES. SAND					L	W	D	LID	BASE	L	W	D
1908	BE	OE	GE		EMPTY	9,7										
	B	O	G		WFOAM	0,8	1,4	2	190	125	85	20	65	210	180	102
1919	BE	OE	GE		EMPTY	0,85										
	B	O	G		WFOAM	0,92	2,4	3,2	190	125	135	20	110	210	180	102
2209	BE	OE	GE		EMPTY	0,88										
	B	O	G		WFOAM	0,89	2,3	3,3	220	160	95	20	75	246	215	112
2214	BE	OE	GE		EMPTY	1,16										
	B	O	G		WFOAM	1,29	3,9	5,1	220	160	145	20	125	246	215	102
2712	BE	OE	GE		EMPTY	1,62										
	B	O	G		WFOAM	1,83	4,2	6,6	276	200	120	35	85	305	270	144
2717	BE	OE	GE		EMPTY	1,93										
	B	O	G		WFOAM	2,12	6,7	9,3	276	200	170	35	135	305	270	194
3005	BE	OE	GE	DE	EMPTY	1,1										
	B	O	G	D	WFOAM	1,2	2,1	4	300	210	58	20	36	326	280	75
3317	BE	OE	GE		EMPTY	2,29										
	B	O	G		WFOAM	2,51	7	13,1	330	234	170	68	102	360	304	194
3317W	BE	OE	GE		EMPTY	2,92										
	B	O	G		WFOAM	3,3	10,6	19,6	330	350	170	68	102	360	420	194
3810	BE	OE	GE		EMPTY	3,14										
	B	O	G		WFOAM	3,58	12,4	18,4	360	270	180	47	133	410	340	205
4209	BE	OE	GE	DE	EMPTY	2,2										
	B	O	G	D	WFOAM	2,6	6,8	12	420	300	95	35	60	457	368	118
4210	BE	OE	GE		EMPTY	2,6										
	B	O	G		WFOAM	3,2	14,2	20,6	420	300	180	35	125	457	368	193
4412	BE	OE	GE		EMPTY	3,4										
	B	O	G		WFOAM	3,9	10,7	19,2	445	345	125	47	78	474	415	149
4419	BE	OE	GE		EMPTY	4,2										
	B	O	G		WFOAM	4,7	19,7	29,2	445	345	190	47	143	474	415	214
4820	BE	OE	GE		EMPTY	4,64										
	B	O	G		WFOAM	5,4	24,7	35,5	480	370	205	50	155	520	435	230
5117	BE	OE	GE		EMPTY	3,8										
	B	O	G		WFOAM	4,5	15,8	24,7	517	277	173	60	123	546	347	197
5122	BE	OE	GE		EMPTY	6										
	B	O	G		WFOAM	7	21,5	31	517	277	217	50	167	546	347	247
5140	BKT02 AH				WFOAM FILLED DRAWERS	13										
	BKT01 AH				WFOAM FILLED DRAWERS	13,8										
	BKTE AH				DRAWERS READY	9,75										
	BE AH				COMPLETELY EMPTY	7,52										
5210	BE	OE		DE	EMPTY	3,75										
	B	O		D	WFOAM	4,3	20	26	520	285	180	30	150	550	350	200
5221	BE	OE		DE	EMPTY	3,9										
	B	O		D	WFOAM	4,5	20	30,3	520	285	205	55	150	550	350	225
5326	BE	OE	GE		EMPTY	7										
	B	O	G		WFOAM	8,25	37,2	53	538	405	250	60	190	607	475	275
5328	BE	OE	GE		EMPTY	10										
	B	O	G		WFOAM	11,25	37,2	53	538	405	250	60	190	627	475	292
5822	BE	OE	GE		EMPTY	7,16										
	B	O	G		WFOAM	8,39	36,7	56,1	580	440	220	60	180	650	510	245
5823	BE	OE	GE		EMPTY	9,17										
	B	O	G		WFOAM	10,4	36,7	56,1	580	440	220	60	180	670	510	262
5833	BE	OE	GE		EMPTY	10,54										
	B	O	G		WFOAM	12,65	62	84,2	580	440	330	60	270	670	510	372
7030	BE	OE	GE		EMPTY	13,58										
	B	O	G		WFOAM	16,39	81,8	113,1	765	485	305	60	245	860	590	355
7641	BE	OE	GE		EMPTY	15,02										
	B	O	G		WFOAM	18,87	118,5	153,9	765	485	415	60	355	860	560	480
7720	BE	OE	GE		EMPTY	10,3										
	B	O	G		WFOAM	12,6	70	118	770	590	265	90	175	836	641	304
7746	BE	OE	GE		EMPTY	15,5										
	B	O	G		WFOAM	19,8	144	200	770	580	450	90	380	836	641	489
7814	BE		GE	DE	EMPTY	5,5										
	B		G	D	WFOAM	6,4	25,3	39,6	780	350	145	42	103	848	427	167
9413	BE		GE	DE	EMPTY	6,7										
	B		G	D	WFOAM	7,7	27,9	45,3	936	350	135	42	93	987	414	158
9433	BE	OE	GE	DE	EMPTY	10,2										
	B	O	G	D	WFOAM	12,7	84,9	108	936	350	330	42	288	1009	412	354
11413	BE		GE	DE	EMPTY	7,6										
	B		G	D	WFOAM	8,8	33,3	53,7	1136	350	135	42	93	1180	415	159
13513	BE		GE	DE	EMPTY	9,7										
	B		G	D	WFOAM	9,95	39,5	63,7	1350	350	135	42	93	1430	415	159
13527	BE		GE	DE	EMPTY	11,7										
	B		G	D	WFOAM	14,9	97,5	128,5	1350	350	272	42	230	1430	415	296
15416	BE		GE	DE	EMPTY	11,3										
	B		G	D	WFOAM	13,4	81,6	92,9	1540	377	160	42	118	1629	456	183
10826	BE				EMPTY	17										
	B				WFOAM	20,4										
	B D2				WEAP. FOAM	19,6	120,6	174	1080	820	260	60	200	1178	725	287
	B D4				WEAP. FOAM	19,6										
10840	BE		GE		EMPTY	19,8										
	B		G		WFOAM	25,3										
	B D1	G D1			WEAP. FOAM	25	120,6	260	1080	820	400	200	200	1178	718	427
	B D2	G D2			WEAP. FOAM	25										

FEATURES



COLORS



* Warranty valid only if the case has not been subject to abuse, misuse, negligence or accident. Explorer Cases responsibility is limited to the case and not its content.



New INTELLIRESPOND System

Smart Case System with embedded RFID NFC technology



www.intellirespond.com



Expand your case functions to a new web connected dimension!

IntelliRespond is a smart way to manage your cases and bags, the heart of the system is the "IntelliRespond App" Available for IOS and Android devices, this app handles a variety of useful features:



MY PRODUCT

Access all information about your cases (model, technical specifications, user manuals, warranty...).



KIT MANAGER

Case Content Management such as record, find, check and see the content of your case without opening it.



MY SERVICE

Online Customer Ticketing Service for any kind of assistance (Replacement, Spare parts, Technical Support...).



NOTIFICATIONS

Receive free product updates and useful information for your professional activity.



From now on everything will be as easy as tapping your phone!





GT Line srl

Via del Lavoro, 9 - Loc. Crespellano - 40053 Valsamoggia (Bo) - Italy
Tel. +39 051 65041 - Fax +39 051 734925
sales@gtline.com - www.gtline.com

COBOTEC **20** **AN**
ENGINEERING de experienta

0213221238
 office@cobotec.ro
 www.cobotec.ro
CATTED Business Park Chitila -
Hala 11 Soseaua Centura
Bucuresti, Km 62 Chitila Jud Ilfov
Cod Postal 077045



REG. N. 1594
UNI EN ISO 9001:2015

The information contained in this booklet are indicative only. GT reserves the right at all times to incorporate modifications in the models described, in accordance with technical or commercial requirements. GT cases are supplied without tools. Any trademark or logo are property of the respective owners.