Fami®
Storage Systems

GENERAL CATALOGUE

INNOVATION
SINCE 1929.

Fami®
Storage Systems

www.famispa.com

Fami was founded as a specialist industrial furnishing manufacturer. Over the years, considerable resources and energy have been invested in growing our professional skills, establishing an impressive network of contacts and transforming research and materials into highly functional, innovative and top quality products. Fami is a solid business organization with a number of production divisions operating from a location of 230 thousand square meters, buildings of 95 thousand square meters and employs over 400 people. We have four subsidiaries abroad, in Germany, Poland, Austria, Switzerland. Our authorized distributor network covers every major country in the world. Every year we transform over eight million kilograms of iron and steel. The production is totally internal to the group with a division specialized in industrial furniture and one in the preparation of commercial vehicles.

ECOLOGY

Eco Sustainability and sustainable development are issues of great importance arising from the increased awareness that the changes and renewals that need to be accomplished should be done with respect to the environmental balance and above all that our resources are precious and need to be conserved for future generations. Fami S.r.l is constantly studying new technological innovations and is a forerunner in the industrial furniture manufacturing in implementing sustainable solutions. FAMI has installed a 1.4 mWp photovoltaic plant on the factory rooftops with a surface area of over 45.000sq meters. The systems consists of 6140 polycrystalline silicon panels known for their high quality, efficiency and longevity and guaranteed for 25 years. The photovoltaic system produces over 44% of the yearly electrical demand of the company.

BRAND

Store Van was founded in 2003 to respond to the very precise market of fitting out and customization of commercial vehicles. Store Van, with its dedicated design and production departments, is as innovative as Fami, whose philosophy and managerial approach it shares. Store Van operates all over Italy and Europe and has set its sights on continued expansion. As a brand of the Fami Group, the flexibility of its products is a source of pride within the industrial group and helps ensure its position as a solid partner for its customers. Increased production efficiency and high quality yield are of great important for all companies, and it is in this light that Store Van offers a range of accessories for the fitting out of a wide variety of commercial vehicles. Store Van studies, designs and manufactures the products and fits out all the interior spaces, making use of innovative accessories specially made to measure for all types of vehicles.

STORE VAN

www.storevan.com

WHAT WE USE

METAL

Originally processed with rudimentary hand tools, over time it began to be cut, shaped and assembled by the brute force of the first presses, but now, with the advent of electronics, it undergoes innovative production processes during which the metal is shaped, drilled, assembled and coated to deliver exclusive products. Thanks to the use of industrialized manufacturing processes, state-of-the-art technologies and the staff's peerless professional expertise, Fami's plants take in the raw material and turn out the finished, high-performance object the customer expects from us.

WOOD

Wood has always been a living material, and as such, it must be handled with great care during processing. In-depth knowledge is required to choose the correct cutting direction, the right equipment to shape it, and the appropriate coatings to make the most of all its characteristics. The types of timber used are of the highest quality: beech, a very hard, tough wood, is ideal for contact with metal parts while birch, exceptionally strong for its weight, is used for van interiors.

PRODUCTION PROCESSES

METAL

Making full use of the possibilities of leading-edge technology, both automation and production management and focusing above all on the dynamics of "best practice" are the key resources of a successful company. The metal division has all the equipment needed to transform a plain sheet of metal into a finished, functioning item: Automatic processing lines, robotic assembly systems and automatic coating plants are just some of the tools available to the Fami production group. The key to this success is the skilled staff, drive the company forward developing better and more efficient metal working solutions. They are the essential power house that accelerates our growth.

WOOD

Woodworking is also highly mechanized, using a numerically controlled machining center which processes the piece to obtain the component required in a series of programmed operations. The wood is moved to the processing line presses, where robots pick it up and load it into the machines for processing, while other robots automatically change the tools needed for the insertion of threaded inserts, the drilling of locator holes and shaping.

CHECK YOUR DELIVERY STATUS

1 – www.famispa.com

2 – Check delivery status

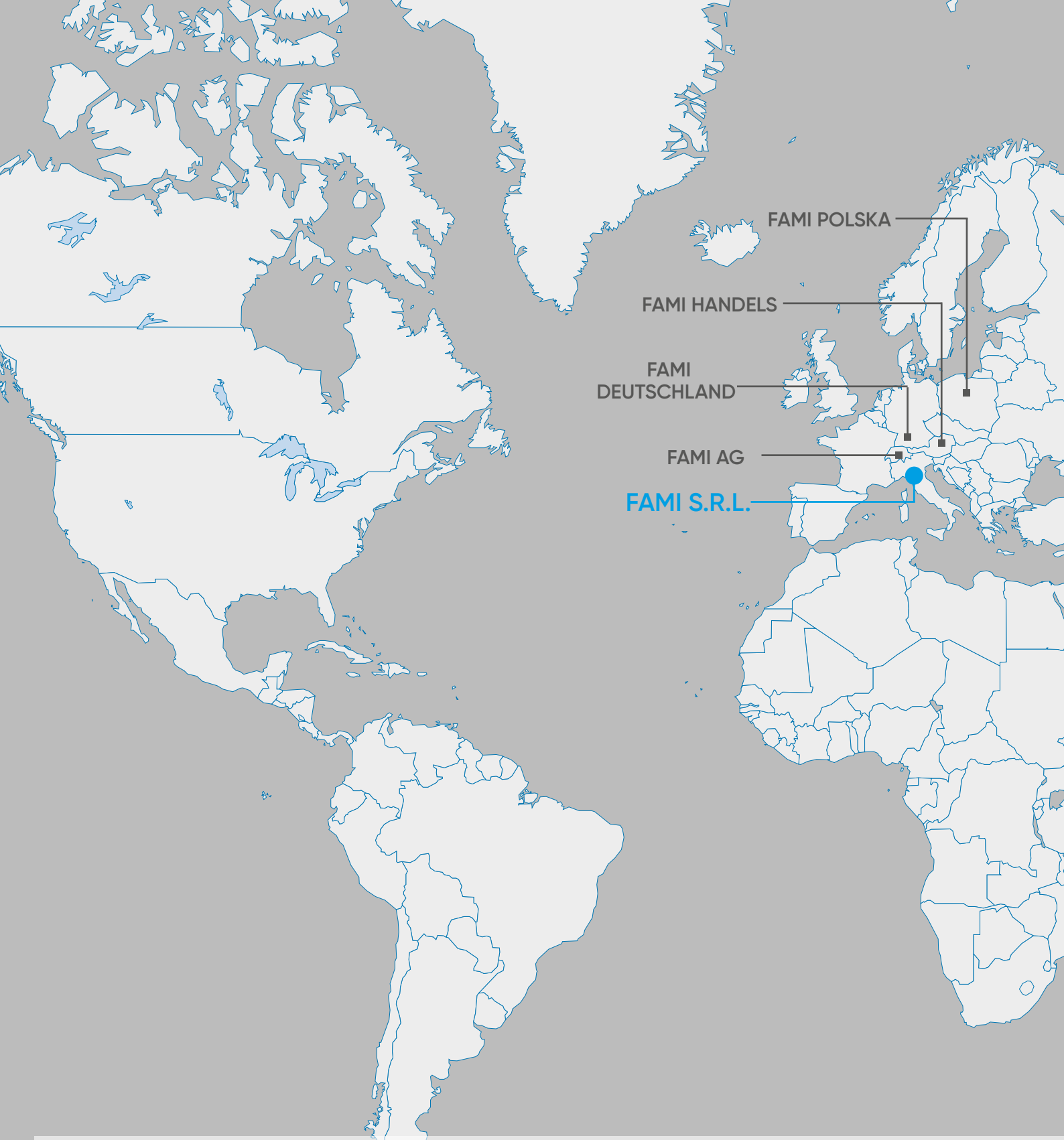

FAMI S.R.L.
Via Stazione Rossano, 13
36027 Rosà (VI) - ITALY
phone: + 39 0424 585455
fax: +39 0424 585470
commerciale@famispa.com
www.famispa.com
EXPORT DEPARTMENT
phone: +39 0424 585455
fax: +39 0424 585472
export@famispa.com
www.famispa.com

FAMI DEUTSCHLAND
Fami Deutschland GmbH
Riedweg, 14
89340 Leipheim, Deutschland
phone: +49 8221 2787-0
fax: +49 8221 2787-27
info@fami.de - www.fami.de

FAMI AG
Industrie Süd
8573 Siegershausen, Switzerland
phone: +41/71 - 6991914
fax: +41/71 - 6991912
info@fami-ag.ch - www.fami-ag.ch

FAMI HANDELS GmbH
Triester Strasse, 136
1230 Wien
Austria
phone: +43/1 - 6629889
fax: +43/1 - 662988915
office@fami.at
www.fami.at

FAMI POLSKA Sp. z o.o.
Ul. Wielkopolska, 3 E
26-100 Radom, Polska
phone: +48/48 - 3845850
fax: +48/48 - 3845851
famipoland@fami.com.pl
www.fami.com.pl

INDEX

CABINETS 15-500

ECOLOGY 501-516

NC SYSTEMS 517-634

WORKSTATIONS 635-672

WORKBENCHES 673-882

TROLLEYS 883-934

STORAGE SYSTEMS 935-1124

SHELVING SYSTEMS 1125-1268

CABINETS

15

MASTER	**15**
· 408x573mm (18x27 EH)	37
· 561x573mm (27x27 EH)	57
· 714x573mm (36x27 EH)	77
· 1020x573mm (54x27 EH)	109
· 561x726mm (27x36 EH)	137
· 714x726mm (36x36 EH)	159
· 867x726mm (45x36 EH)	191
· 1020x726mm (54x36 EH)	213
· 1190x726mm (64x36 EH)	239
· 1428x726mm (78x36 EH)	261
· angles 727x726 (36x36 EH)	283

STANDARD	**295**
· 564x726mm (27x36 EH)	299
· 717x726mm (36x36 EH)	307
· 1023x726mm (54x36 EH)	307
· angles 730x726mm (36 EH)	

FLEXA	**318**
· 564x600mm (27x27 EH)	321
· 717x600mm (36x27 EH)	331
· 1023x600mm (54x27 EH)	343
· angles 602x600mm (27 EH)	351

PARTITIONING MATERIAL	**355**

PERFOM	**368**
· A 110	371
· A 120	375
· A 140	381

· A 124	385
· A 130	391
· A 220	395

· A 700	405
· A 500	411
· A 300	417
· A 800	423
· A 600	431
· A 400	437

PERFOM GS/FS	**445**
· GS 130	449
· GS 230	450
· GS 140	451
· GS 240	452
· GS 150	455
· GS 250	456
· GS 160	457
· GS 260	458
· GS 170	461
· GS 180	462

· GS 190	466



· FS 1000	467
· FS 1100	468
· FS 1200	469
· FS 700/730	470

· multi-use perfom	471

STANDARD CS	**475**

MASTER CS	**491**

ECOLOGY 502

SAFETY CABINETS FOR PAINTS AND SOLVENTS, PESTICIDES AND FERTILIZERS 503

COLLECTING TRAYS AND DRUM PALLET TROLLEYS 505

DRUM CRADLES 507

STEEL SPILL CONTAINMENT PALLET 508

MASTER FO 510

NC SYSTEMS 518

NC COMBI - PERFOM 517
· tool holders 522

NC COMBI
· 1064x512 mm 527
· 1073x685 mm 529

NC PERFOM
· 1023x555 mm (54x27 EH) 537
· 2046x600 mm (54x27 EH) 541

NC MASTER 549
· 36x27 EH 553
· 54x27 EH 575
· 36x36 EH 597
· 54x36 EH 615

WORKBENCHES 635

DYNAMIC 635
· 1000 mm (width) 643
· 1500 mm (width) 644
· 2000 mm (width) 646
· angle workbenches 651

WORKSTATIONS 674

WORK MASTER 673

WORK STANDARD 709

WORK STEEL UP - ROL UP 723

WORK STEEL 733

WORK SYSTEM 765

WORK ROL-MASTER 783

WORK ROL-STANDARD 801

WORK MOBILE-MASTER 811

WORK MOBILE-FLEXA 829

WORK-ESA 839

WORK LOOK 843

CHAIRS/VICES/HOOKS 873

TROLLEYS 883

CLEVER SMALL 887
· 904x515 mm

CLEVER LARGE 891
· 1024x615 mm

COMBI CE 895

COMBI
· 945x525 mm 901
· 1135x625 mm 907
· 1425x825 mm 913
· 1425x525 mm 919
· 1425x625 mm 923

COMBI CR
· 765x560 mm 929
· 555x445 mm 932

STEPLADDER 933

STORAGE SYSTEMS 936

EURO BOX 941
- Euro box 945
- Euro box light 967

NESTABLE BOX 973
- Nestable box 975
- Nestable box light 977

PICKING BOX 981

STORAGE BOX 989

RK BOX 995

VISUAL BOX 1007
- vertical system 1025

STEP MAT 1028
- label holder
- pallets
- trolleys for containers
- Step mat
- top-box
- plastic containers

METAL 1029
- metal stacking containers 1033
- perforated containers 1035
- metal storage containers 1037
- metal containers 1043
- metal pallets 1044
- mesh containers 1047
- sheet metal containers 1049
- containers with roller opening base 1051
- aerial maintenance containers 1052
- tipping bins 1053

SMART 1059

SLICK 1083

SYSTEM TR 1091

STORAGE DOMINO 1107

PERFOM AK 1117

SHELVING SYSTEMS 1125

SYSTEM ST	**1125**
· configure your shelf 2000 mm	1133
· configure your shelf 2200 mm	1139
· configure your shelf 2500 mm	1143
· coonfigure your shelf 3000 mm	1147
· stepladder	1174
· tyre shelving	1175

SYSTEM SR MASTER	**1181**

SYSTEM AR	**1247**

A PLACE FOR EVERYTHING

ART. M 33 A100 E2 12 NY FD

Dim. mm 714x726x1023 H
Master Series cabinet with 7 drawers complete with Beta tool storage pre-setting and partition kit.
Light grey steel colour RAL 7035 + gentian blue steel colour RAL 5010
Sky blue plastic colour
TOOLS NOT INCLUDED



DRAWER 1 - H 50 mm

Set including 16 partitions 4 grooves and 65 plain partitions 36 mm

DRAWER 2 - H 75 mm

*Pre-setting kit for Beta 4 Unit thermoformed trays
EXCLUDING TOOLS AND THERMOFORMED TRAYS

DRAWER 3 - H 75 mm

*Pre-setting kit for Beta 4 Unit thermoformed trays
EXCLUDING TOOLS AND THERMOFORMED TRAYS

DRAWER 4 - H 100 mm

*Pre-setting kit for Beta 4 Unit thermoformed trays
EXCLUDING TOOLS AND THERMOFORMED TRAYS

DRAWER 5 - H 100 mm

Set including 3 slotted partitions 610 mm and 15 plain partitions 149 mm

DRAWER 6 - H 200 mm

Set including 2 slotted partitions 610 mm and 3 plain partitions 200 mm

DRAWER 7 - H 300 mm

1 slotted partition 610 mm

*PRE-SETTING KIT FOR BETA THERMOFORMED TRAYS



A PLACE FOR EVERYTHING

ART. M 32 R080 P2 12 NR FD

Dim. mm 780x573x988 H
Master Series cabinet with wheels with 6 drawers, complete with Beta tool storage pre-setting and partition kit.
No-smear rubber wheels Ø 125 mm
Light grey steel colour RAL 7035 + gentian blue steel colour RAL 5010
Sky blue plastic colour
TOOLS NOT INCLUDED

DRAWER 1 - H 75 mm

Set including 12 partitions 4 grooves and 50 plain partitions 36 mm
TOOLS NOT INCLUDED

DRAWER 2 - H 75 mm

*Pre-setting kit for Beta 4 Unit thermoformed trays
EXCLUDING TOOLS AND THERMOFORMED TRAYS

DRAWER 3 - H 100 mm

*Pre-setting kit for Beta 4 Unit thermoformed trays
EXCLUDING TOOLS AND THERMOFORMED TRAYS

DRAWER 4 - H 100 mm

Set including 3 slotted partitions 455 mm and 8 plain partitions 149 mm

DRAWER 5 - H 150 mm

Set including 2 slotted partitions 455 mm and 3 plain partitions 200 mm

DRAWER 6 - H 200 mm

1 slotted partition 455 mm

*PRE-SETTING KIT FOR BETA THERMOFORMED TRAYS

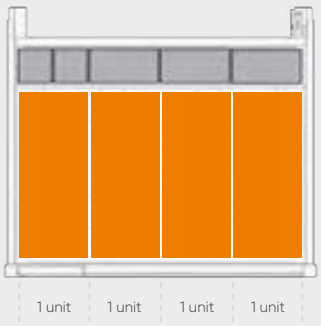

A PLACE FOR EVERYTHING

ART. M CA C270 S0 12 04 FD

Dim. mm 2000x750x840 H
Master Series workstation with wheels with 3 drawers complete with Beta tool storage pre-setting and partition kit.
No-smear rubber wheels Ø 125 mm
Light grey steel colour RAL 7035 + gentian blue steel colour RAL 5010
Sky blue plastic colour
TOOLS NOT INCLUDED

DRAWER 1 - H 50 mm

Set including 12 partitions 4 grooves and 50 plain partitions 36 mm
TOOLS NOT INCLUDED

DRAWER 2 - H 100 mm

*Pre-setting kit for Beta 4 Unit thermoformed trays
EXCLUDING TOOLS AND THERMOFORMED TRAYS

DRAWER 3 - H 150 mm

Set including 2 slotted partitions 610 mm and 3 plain partitions 149 mm

*PRE-SETTING KIT FOR BETA THERMOFORMED TRAYS



INNOVATION
ELEGANCE
FLEXIBILITY

THE CABINET THAT CHANGES CABINETS





MASTER

CABINET MASTER

The idea was born in 2009: to reinvent the concept of the cabinet. To reinvent something you have to reinvent yourself. Fami has rethought its own Research & Development department with six new minds, mechanical and electronic engineers specialized in automation and project industrialization.

Drawer cabinet is designed to satisfy and adapt to customer needs. A product featuring unrivalled accuracy in production processes. A perfect combination of technology and functionality aimed at optimising workflows.

300
prototypes

1.000.000
tests

4 YEARS
of
development

4
PATENTS

1
unique DESIGN model in the world

3 CLOSURE TYPES

KEY LOCK
(KEY)

CODE LOCK
(CODE)

CODE LOCK WITH REMOTE CONTROL
(REMOTE)

2 EXTENSION TYPES

FLEXIBLE EXTRACTION
92% = 100 kg
96% = 75 kg
100% = 50 kg

TELESCOPIC EXTRACTION
100% = 200 kg

2 FREE SOFTWARE OPTIONS

LABEL CUSTOMISING

EVENT HISTORY DOWNLOAD
FOR CODE LOCK

5 CHARACTERISTICS THAT MAKE IT UNIQUE

CLOSURE SYSTEMS ENSURING EFFICIENT ANTI-TAMPER PROTECTION

DRAWER VISUAL CONE 30% LARGER THAN FAMI STANDARD

INNOVATIVE VERTICAL MOVEMENT ANTI-TILT BAR, FOR LOWER-NOISE, MORE DURABLE OPERATION

DRAWER EXTENSION AND CAPACITY OPTIONS DIRECTLY SETTABLE BY CUSTOMER

CONFIGURABLE WITH HINGED DOORS SLIDING DOORS AND ROLLING SHUTTER

TECHNICAL SPECIFICATIONS

COLOURS

CABINET

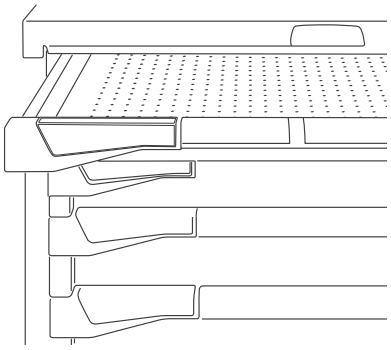

10 colours for the metal part

RAL 7000	RAL 6011	RAL 3003	RAL 9010	RAL 5019
RAL 7016	RAL 5012	RAL 7035	RAL 5010	RAL 9002

8 colours for plastic accessories

DARK GREY	MEDITERRANEAN BLUE	SKY BLUE	GLAMOUR RED
RED CARPET	JUICE ORANGE	SUNNY YELLOW	FOREST GREEN

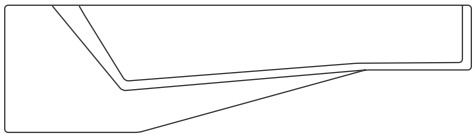

FRONT HANDLE

CODE

MASTER CABINET CODING

MASTER CABINET	DEPTH		ARTICLE TYPE		LOCKING			DRAWERS SOLUTION	STEEL COLOUR
M	3	2	A	080	C0	1	0	00	04

DEPTH
2 = 27 EH
3 = 36 EH

ARTICLE TYPE
A = cabinet
R = cabinet with wheels
D = double cabinet

LOCKING
Mechanical System
Electronic System

WIDTH
1 = 18 EH
2 = 27 EH
3 = 36 EH
4 = 45 EH
5 = 54 EH
6 = 64 EH
7 = 78 EH

HEIGHT
040 = 400 mm
060 = 600 mm
070 = 700 mm
080 = 800 mm
085 = 850 mm
100 = 1000 mm
115 = 1150 mm
132 = 1325 mm
150 = 1500 mm
162 = 1625 mm
200 = 2000 mm

PLASTIC COLOUR

VERTEBRATE BAR

THE SYSTEM'S HEART AND BRAINS

The bar is an aluminium profile section that is always fixed and never rotates. The closing movement is obtained via blocks that move vertically - driven by one of the basic forces of physics: gravity.
The lighter the workload, the longer the component life.
The bar has 25 mm pitch holes - allowing for a number of closure heads to be fitted. This allows access to drawers to be split into multiple groups. The division into groups is configurable in height.

PATENTED

MECHANICAL SYSTEM
LOCK CYLINDER

Transmission system from the lock cylinder to the head of the vertebrate bar with steel wire, with elastic sheath and linear movement.
The cylinder lock is divided into 23 different series: each series has keys numbered from 1 to 160, for a total of 3,680 different combinations.

PUSH TO OPEN- INDIVIDUAL DRAWER OPENING

Compared to traditional systems that require additional components on the front, the opening of drawers is a feature integrated in the cylinder. To open the drawers, it is enough to turn the key and press the lock cylinder. The fewer components in a given mechanism, the less likely the risk of breakdowns.

PATENTED

syCONTROL

Mechanical or electronic lock providing high anti-tamper protection.

ELECTRONIC SYSTEM

The numerical code lock controls the opening and closing of the vertebrate bar and of the door. It can manage up to 10 users with 3 to 8 digits numerical codes. The event history can be downloaded by connecting the keypad to the PC with a cable. Up to 10 remote controls are available on request.

EVENT CONTROL SOFTWARE

Free reporting software downloadable from:
www.sylogik.com/sycontrol.
Latest 1000 events displayed with date, time, user and event type.
To be able to always control every opening and every access.

FREEDOM TO CONFIGURATE

FLEXIBLE EXTRACTION

New, simple extension guide with mechanical adjustment of the drawer rear stop in 3 different positions. It allows 3 different capacities to be obtained: 50, 75, 100 kg. A new telescopic guide can be mounted on the drawer.

syFLEX

Patented opening system allowing the user to customise extension and load capacity.

PATENTED

	kg
92%	100
96%	75
100%	50

TELESCOPIC EXTRACTION

New extraction guide (extraction 100%) that guarantees load capacity of 200 kg in 10 dimensions.



Drawers/retractable shelves of Master series can mount independently both flexible and telescopic extraction rails.

WEB TO PRINT

SYLOGIK smart solutions

The drawer front becomes a real visual interface.

- Customisable with design and decorative elements
- User Inputs: Labels for content description and classification
- User Outputs: Possibility of adding visual or descriptive messages on the handle

syFRONT

Free Web to Print service for customising the labels to be affixed to the handle of the cabinet.

LABEL PRINTING SOFTWARE

- online and free
- it handles text, images, 8 types of barcode
- can be connected to (Excel) spreadsheets to print serial or progressive labels

www.sylogik.com/syfront

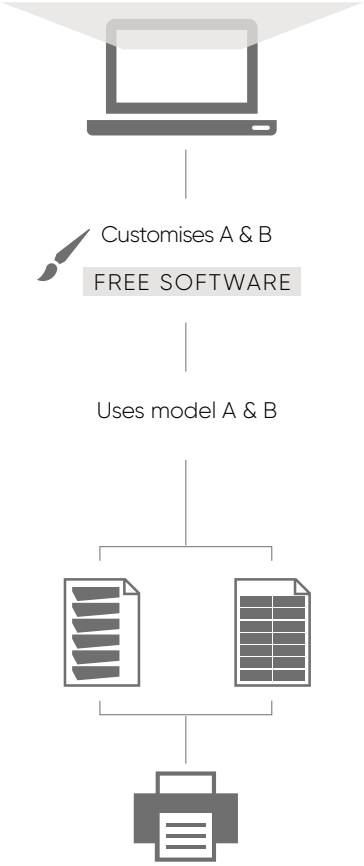

THE FIRST

FRONT BEARING

CABINET IN THE WORLD

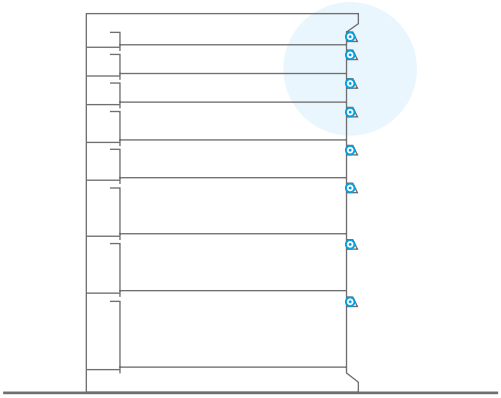

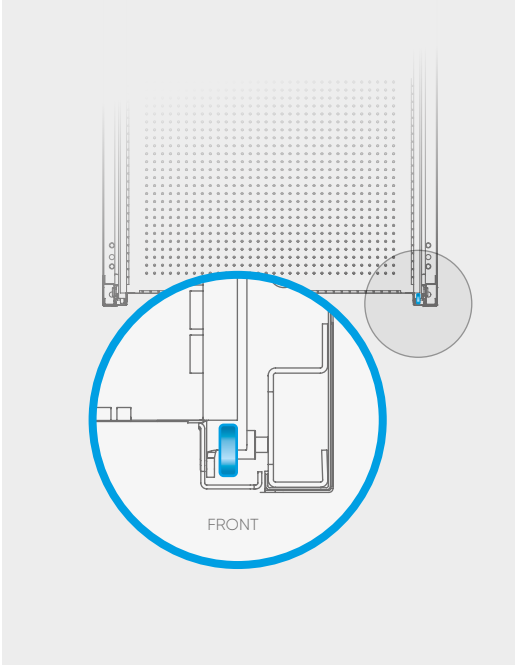

PATENTED

THE SIMPLER A MECHANISM DESIGN, THE MORE EFFECTIVE ITS OPERATION

The plain guide has been extended as much as the closet. The front bearing has been moved beyond the front of the drawer. The result: a marked improvement in the drawer percentage extension and drawer volume use. The shadow cone is nil in the top drawers although these are adjusted to a 100 kg capacity.

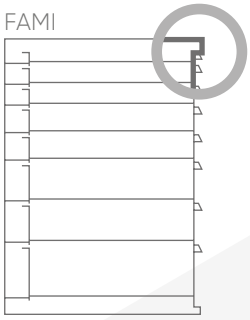

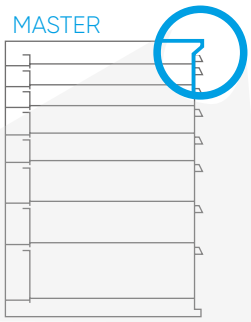

+ 30% compared to a traditional Fami cabinet

LARGER VISUAL CONE

SLIDING DOORS

ROLLING SHUTTER

HINGED DOORS

LOCKS

CYLINDER CLOSURE

The cylinder lock controls the opening and closing of the vertebrate bar and the door. It is divided into 23 different series: each series has keys numbered from 1 to 160, for a total of 3,680 different combinations.

FOR CABINETS WITHOUT WHEELS

Cylinder lock for opening and closing the drawers and the door by turning the key.

C0	C1	C2
the lock serial number will be a random figure between 1 and 23	the lock serial number will be choosed by the customer figure between 1 and 23	the lock serial number will be choosed by the customer figure between 1 and 23
all the keys will have a DIFFERENT numbering	all the keys will have a DIFFERENT numbering	all the keys will have a SAME numbering

FOR CABINETS WITH WHEELS – Push To Open

Cylinder lock for opening and closing the drawers by turning the key. In the unlocking phase, the cylinder must be held down in order to open the drawer - avoiding its accidental opening when the cabinets are moving.

S0	S1	S2
the lock serial number will be a random figure between 1 and 23	the lock serial number will be choosed by the customer figure between 1 and 23	the lock serial number will be choosed by the customer figure between 1 and 23
all the keys will have a DIFFERENT numbering	all the keys will have a DIFFERENT numbering	all the keys will have the SAME numbering

MASTER KEY ART. M 00 PF.. 0000 00 00

CYLINDER LOCK FOR CABINET BODY
The master key will open all the locks of the same series between 1 and 23

CYLINDER LOCK FOR HINGED DOORS
The master key will open all the locks of the same series between 1 and 23

ALL THE CYLINDER LOCK ARE AS STANDARD SUPPLIED WITH 2 KEYS

LOCK WITH NUMERICAL CODE

The numerical code lock controls the opening and closing of the vertebrate bar and of the door. It can manage up to 10 users with 3 to 8 digits numerical codes and 10 additional users with remote control. The event history can be downloaded by connecting the keypad to the PC using a cable. Up to 10 remote controls are available on request.

FOR CABINETS WITHOUT WHEELS

Numerical code lock for opening and closing the drawers and door.

E2	T2	P5
bar opening/closing	bar + door opening/closing	door opening/closing
management of up to 10 users codice	management of up to 10 users codice	management of up to 10 users codice
numerical code from 3 to 8 digits	numerical code from 3 to 8 digits	numerical code from 3 to 8 digits
event history download	event history download	event history download
battery power	battery power	battery power

FOR CABINETS WITH WHEELS – Push To Open

Keypad closure for opening and closing the drawers and the doors via a numerical code. In the unlocking phase, a special button must be pressed on the keypad, to ensure safety while the cabinets are moving.

P2	A1	P5
bar opening/closing	bar + door opening/closing	door opening/closing
management of up to 10 users codice	management of up to 10 users codice	management of up to 10 users codice
numerical code from 3 to 8 digits	numerical code from 3 to 8 digits	numerical code from 3 to 8 digits
event history download	event history download	event history download
battery power	battery power	battery power

REMOTE CONTROL FOR NUMERICAL CODE KEYPAD

ART. M 00 VRC0 00 00 00 00
Receiver module with remote control

ART. M 00 VRC0 00 00 01 00
Additional remote control

IN ORDER TO USE THE REMOTE CONTROL, IT IS NECESSARY TO COMBINE THE RECEIVER MODULE WITH THE NUMERICAL CODE LOCK

UPON REQUEST, AN ELECTRICALLY POWERED LOCK CAN BE SUPPLIED

WHEELS

STANDARD RUBBER

STANDARD RUBBER FIXED WHEEL

ART.	Ø mm	load cap. kg	C mm
C RG BAC11 100	100	75	128
C RG BAC12 125	125	100	155

STANDARD RUBBER FIXED WHEEL

ART.	Ø mm	load cap. kg	C mm
C RG BAC13 150	150	115	180
C RG BAC15 200	200	205	240

STANDARD RUBBER SWIVEL WHEEL WITH BRAKE

ART.	Ø mm	load cap. kg	C mm
C RG DAC11 100	100	75	128
C RG DAC12 125	125	100	155

STANDARD RUBBER SWIVEL WHEEL WITH BRAKE

ART.	Ø mm	load cap. kg	C mm
C RG DAC13 150	150	115	180
C RG DAC15 200	200	205	240

NYLON

NYLON FIXED WHEEL

ART.	Ø mm	load cap. kg	C mm
C RN BAD10 100	100	125	128
C RN BAD11 125	125	180	155

NYLON FIXED WHEEL

ART.	Ø mm	load cap. kg	C mm
C RN BAD04 160	160	300	200

NYLON SWIVEL WHEEL WITH BRAKE

ART.	Ø mm	load cap. kg	C mm
C RN DAD10 100	100	125	128
C RN DAD11 125	125	180	155

NYLON SWIVEL WHEEL WITH BRAKE

ART.	Ø mm	load cap. kg	C mm
C RN DAD04 160	160	300	200

NON-MARKING RUBBER

NON-MARKING RUBBER FIXED WHEEL

ART.	Ø mm	load cap. kg	C mm
C RG BPH22 125	125	100	155

NON-MARKING RUBBER FIXED WHEEL

ART.	Ø mm	load cap. kg	C mm
C RG BPH25 160	160	200	200

NON-MARKING RUBBER SWIVEL WHEEL WITH BRAKE

ART.	Ø mm	load cap. kg	C mm
C RG DPH22 125	125	100	155

NON-MARKING RUBBER SWIVEL WHEEL WITH BRAKE

ART.	Ø mm	load cap. kg	C mm
C RG DPH25 160	160	200	200

ELASTIC RUBBER

ELASTIC RUBBER FIXED WHEEL

ART.	Ø mm	load cap. kg	C mm
C RG BCE15 125	125	180	155

ELASTIC RUBBER FIXED WHEEL

ART.	Ø mm	load cap. kg	C mm
C RG BCE15 160	160	300	200

ELASTIC RUBBER SWIVEL WHEEL WITH BRAKE

ART.	Ø mm	load cap. kg	C mm
C RG DCE15 125	125	180	155

ELASTIC RUBBER SWIVEL WHEEL WITH BRAKE

ART.	Ø mm	load cap. kg	C mm
C RG DCE15 160	160	300	200

WHEELS

POLYURETHANE

POLYURETHANE FIXED WHEEL

ART.	Ø mm	load cap. kg	C mm
C RN BDD31 125	125	180	155



POLYURETHANE FIXED WHEEL

ART.	Ø mm	load cap. kg	C mm
C RN BDD44 160	160	300	200

POLYURETHANE SWIVEL WHEEL WITH BRAKE

ART.	Ø mm	load cap. kg	C mm
C RN DDD31 125	125	180	155

POLYURETHANE SWIVEL WHEEL WITH BRAKE

ART.	Ø mm	load cap. kg	C mm
C RN DDD44 160	160	300	200

A = WHEEL LOAD CAPACITY

To calculate the capacity of the cabinet with wheels made of standard rubber, non-marking rubber and nylon with Ø 100 mm, apply the formula: (Ax3) - 55 kg. The capacity of the cabinet with wheels made of standard rubber, polyurethane and nylon with Ø 125 mm is 400 kg

18x27 EH

To calculate the capacity of the cabinet with wheels made of standard rubber, non-marking rubber and nylon with Ø 100 mm, apply the formula: (Ax3) - 65 kg. The capacity of the cabinet with wheels made of standard rubber, polyurethane and nylon with Ø 125 mm is 400 kg

27x27 EH

To calculate the cabinet capacity, apply the formula: (Ax3) - 120 kg
WARNING: for safety reasons, the capacity of the cabinet with wheels may not exceed 600 kg

36x27 EH

To calculate the cabinet capacity, apply the formula: (Ax3) - 170 kg
WARNING: for safety reasons, the capacity of the cabinet with wheels may not exceed 600 kg

54x27 EH

To calculate the cabinet capacity, apply the formula: (Ax3) - 65 kg
WARNING: for safety reasons, the capacity of the cabinet with wheels may not exceed 600 kg

27x36 EH

A = WHEEL LOAD CAPACITY

36x36 EH	To calculate the cabinet capacity, apply the formula: (Ax3) - 140 kg WARNING: for safety reasons, the capacity of the cabinet with wheels may not exceed 600 kg
45x36 EH	To calculate the cabinet capacity, apply the formula: (Ax3) - 160 kg WARNING: for safety reasons, the capacity of the cabinet with wheels may not exceed 600 kg
54x36 EH	To calculate the cabinet capacity, apply the formula: (Ax3) - 180 kg WARNING: for safety reasons, the capacity of the cabinet with wheels may not exceed 600 kg
64x36 EH	To calculate the cabinet capacity, apply the formula: (Ax3) - 200 kg WARNING: for safety reasons, the capacity of the cabinet with wheels may not exceed 600 kg
78x36 EH	To calculate the cabinet capacity, apply the formula: (Ax3) - 220 kg WARNING: for safety reasons, the capacity of the cabinet with wheels may not exceed 600 kg

MASTER 408x573 mm

METAL COLOURS

GREY RAL 7000 .01	GREEN RAL 6011 .02
BLUE RAL 5012 .04	GREY RAL 7035 .08
GREY WHITE RAL 9002 .1F	RUBY RED RAL 3003 .1G
GENTIAN BLUE RAL 5010 .34	PURE WHITE RAL 9010 .35
ANTHRACITE GREY RAL 7016 .39	BLUE CAPRI RAL 5019 .48

- **ART. M 12 A100 C0 10 AW 04**
  H = 1000 mm - 7 drawers

PLASTIC COLOURS

DARK GREY .M0	MEDITERRANEAN BLUE .M1	SKY BLUE .M2	GLAMOUR RED .M3
RED CARPET .M4	JUICE ORANGE .M5	SUNNY YELLOW .M6	FOREST GREEN .M7

KEY

SHELF/ DRAWER CAPACITY

SHELF/ DRAWER EXTENSION

CABINET CLOSURE

! ALL INDICATED LOAD CAPACITY VALUES ARE NET AND REFER TO EVENLY DISTRIBUTED WEIGHTS

H 400 mm

ART.		kg		
M 12 A040 C0 10 02 04		50-75-100	100-96-92%	key
M 12 A040 E2 10 02 04		50-75-100	100-96-92%	code

H 400 mm

ART.		kg		
M 12 A040 C0 10 03 04		50-75-100	100-96-92%	key
M 12 A040 E2 10 03 04		50-75-100	100-96-92%	code

H 600 mm

ART.		kg		
M 12 A060 C0 10 20 04		50-75-100	100-96-92%	key
M 12 A060 E2 10 20 04		50-75-100	100-96-92%	code

H 600 mm

ART.		kg		
M 12 A060 C0 10 21 04		50-75-100	100-96-92%	key
M 12 A060 E2 10 21 04		50-75-100	100-96-92%	code

H 600 mm

ART.		kg		
M 12 A060 C0 10 22 04		50-75-100	100-96-92%	key
M 12 A060 E2 10 22 04		50-75-100	100-96-92%	code

H 600 mm

door 425 mm

depth 598 mm

ART.		kg		
M 12 A060 C0 10 17 04		50-75-100	100-96-92%	key
M 12 A060 T2 10 17 04		50-75-100	100-96-92%	code

MASTER 408x573 mm

H 700 mm

ART.	kg			
M 12 A070 C0 10 34 04	50-75-100	100-96-92%	key	
M 12 A070 E2 10 34 04	50-75-100	100-96-92%	code	

H 700 mm

ART.	kg			
M 12 A070 C0 10 31 04	50-75-100	100-96-92%	key	
M 12 A070 E2 10 31 04	50-75-100	100-96-92%	code	

H 700 mm

door 425 mm depth 598 mm

ART.	kg			
M 12 A070 C0 10 30 04	50-75-100	100-96-92%	key	
M 12 A070 T2 10 30 04	50-75-100	100-96-92%	code	

H 700 mm

door 600 mm depth 598 mm

ART.	kg			
M 12 A070 C0 10 36 04	50-75-100	100-96-92%	key	
M 12 A070 P5 10 36 04	50-75-100	100-96-92%	code	

H 800 mm

ART.	kg			
M 12 A080 C0 10 56 04	50-75-100	100-96-92%	key	
M 12 A080 E2 10 56 04	50-75-100	100-96-92%	code	

H 800 mm

door 425 mm depth 598 mm

ART.	kg			
M 12 A080 C0 10 57 04	50-75-100	100-96-92%	key	
M 12 A080 T2 10 57 04	50-75-100	100-96-92%	code	

kg CAPACITY EXTENSION CLOSING

H 1000 mm



ART.		kg		
M 12 A100 C0 10 AW 04	50-75-100	100-96-92%	key	
M 12 A100 E2 10 AW 04	50-75-100	100-96-92%	code	

H 1000 mm

door 625 mm

depth 598 mm

ART.		kg		
M 12 A100 C0 10 BD 04	50-75-100	100-96-92%	key	
M 12 A100 T2 10 BD 04	50-75-100	100-96-92%	code	

ART. M 12 A080 E2 14 NB 01

MASTER 434x647 mm

H 818 mm

ART.			
M 12 R060 S0 10 20 04	50-75-100	100-96-92%	key
M 12 R060 P2 10 20 04	50-75-100	100-96-92%	code

Cabinet capacity 245 kg - Cabinet height without wheels mm 663

H 818 mm

ART.			
M 12 R060 S0 10 21 04	50-75-100	100-96-92%	key
M 12 R060 P2 10 21 04	50-75-100	100-96-92%	code

Cabinet capacity 245 kg - Cabinet height without wheels mm 663

H 918 mm

ART.			
M 12 R070 S0 10 35 04	50-75-100	100-96-92%	key
M 12 R070 P2 10 35 04	50-75-100	100-96-92%	code

Cabinet capacity 245 kg - Cabinet height without wheels mm 763

H 918 mm

door 425 mm

ART.			
M 12 R070 S0 10 30 04	50-75-100	100-96-92%	key
M 12 R070 A1 10 30 04	50-75-100	100-96-92%	code

Cabinet capacity 245 kg - Cabinet height without wheels mm 763

2 standard rubber swivel wheels with brake Ø 125 mm
2 standard rubber fixed weels Ø 125 mm

kg CAPACITY EXTENSION CLOSING

ART. M 12 A100 T2 16 NC 35

ART. M 12 R070 S0 11 35 35

MASTER 408x573 mm

CONFIGURE YOUR CABINET

	CHOOSE a height	CHOOSE a closure		CHOOSE a colour
M12	A040	C5	10 00	01

EMPTY CABINET

Cabinet load capacity 3100 kg

	HEIGHT		CLOSURE			COLOUR	
M12	A040	400 mm (working dim. 300 mm)		X0 with no bar and no lock	10 00		01 RAL 7000
	A060	600 mm (working dim. 500 mm)		C5* senza serratura			02 RAL 6011
	A070	700 mm (working dim. 600 mm)		C0* KEY cylinder lock			1G RAL 3003
	A080	800 mm (working dim. 700 mm)		C1* KEY cylinder lock			1F RAL 9002
	A100	1000 mm (working dim. 900 mm)		C2* KEY cylinder lock			48 RAL 5019
				E2* CODE numerical code			39 RAL 7016
				T2* CODE numerical code			04 RAL 5012
							08 RAL 7035
							35 RAL 9010
							34 RAL 5010

*COMPLETE WITH VERTEBRATE BAR

EMPTY CABINET pre-set for wheels

	HEIGHT		CLOSURE			COLOUR	
M12	R060	663 mm (working dim. 500 mm)		S0 KEY cylinder lock	10 00		01 RAL 7000
							02 RAL 6011
	R070	763 mm (working dim. 600 mm)		S1 KEY cylinder lock			1G RAL 3003
							1F RAL 9002
				S2 KEY cylinder lock			48 RAL 5019
							39 RAL 7016
				P2 CODE numerical code			04 RAL 5012
							08 RAL 7035
				A1 CODE numerical code			35 RAL 9010
							34 RAL 5010

COMPLETE WITH VERTEBRATE BAR, 4-EDGE SHELF WITH PVC TOP, PAIR OF HANDLES, PAIR OF PLATES FOOTPRINT
Overall dim. mm 434x647

CAPACITY EXTENSION CLOSING

FLEXIBLE EXTRACTION DRAWERS

ART. WITH Dark Grey plastic kit	ART. NO plastic kit*	Usable dim. mm	Front H mm	kg	
M 12 C050 01 10 0F _ _	M 12 C050 01 00 0F _ _	294x447x31 H	50	50 - 75 - 100	100% - 96% - 92%
M 12 C075 01 10 0F _ _	M 12 C075 01 00 0F _ _	294x447x56 H	75	50 - 75 - 100	100% - 96% - 92%
M 12 C100 01 10 0F _ _	M 12 C100 01 00 0F _ _	294x447x81 H	100	50 - 75 - 100	100% - 96% - 92%
M 12 C125 01 10 0F _ _	M 12 C125 01 00 0F _ _	294x447x106 H	125	50 - 75 - 100	100% - 96% - 92%
M 12 C150 01 10 0F _ _	M 12 C150 01 00 0F _ _	294x447x131 H	150	50 - 75 - 100	100% - 96% - 92%
M 12 C200 01 10 0F _ _	M 12 C200 01 00 0F _ _	294x447x181 H	200	50 - 75 - 100	100% - 96% - 92%
M 12 C250 01 10 0F _ _	M 12 C250 01 00 0F _ _	294x447x231 H	250	50 - 75 - 100	100% - 96% - 92%
M 12 C300 01 10 0F _ _	M 12 C300 01 00 0F _ _	294x447x281 H	300	50 - 75 - 100	100% - 96% - 92%

*MATCH THE ITEM NUMBER TO ONE OF THE PLASTIC KITS AVAILABLE IN THE TABLE BELOW

TELESCOPIC EXTRACTION DRAWERS

ART. WITH Dark Grey plastic kit	ART. NO plastic kit*	Usable dim. mm	Front H mm	kg	
M 12 C075 01 10 0T _ _	M 12 C075 01 00 0T _ _	294x447x56 H	75	200	100%
M 12 C100 01 10 0T _ _	M 12 C100 01 00 0T _ _	294x447x81 H	100	200	100%
M 12 C125 01 10 0T _ _	M 12 C125 01 00 0T _ _	294x447x106 H	125	200	100%
M 12 C150 01 10 0T _ _	M 12 C150 01 00 0T _ _	294x447x131 H	150	200	100%
M 12 C200 01 10 0T _ _	M 12 C200 01 00 0T _ _	294x447x181 H	200	200	100%
M 12 C250 01 10 0T _ _	M 12 C250 01 00 0T _ _	294x447x231 H	250	200	100%
M 12 C300 01 10 0T _ _	M 12 C300 01 00 0T _ _	294x447x281 H	300	200	100%

*MATCH THE ITEM NUMBER TO ONE OF THE PLASTIC KITS AVAILABLE IN THE TABLE BELOW

PLASTIC KIT
FOR EXTENSIBLE DRAWERS AND SHELVES

PLASTIC COLOURS	ART.
MEDITERRANEAN BLUE	M 10 PLS1 00 00 00 M1
SKY BLUE	M 10 PLS1 00 00 00 M2
GLAMOUR RED	M 10 PLS1 00 00 00 M3
RED CARPET	M 10 PLS1 00 00 00 M4
JUICY ORANGE	M 10 PLS1 00 00 00 M5
SUNNY YELLOW	M 10 PLS1 00 00 00 M6
FOREST GREEN	M 10 PLS1 00 00 00 M7

MASTER 408x573 mm

FLEXIBLE EXTENSIBLE SHELVES

ART. WITH Dark Grey plastic kit	ART. NO Plastic kit*	Usable dim. mm	Front H mm	kg	
M 12 C057 01 10 0F _ _	M 12 C057 01 00 0F _ _	294x447	70	50 - 75 - 100	100% - 96% - 92%

*MATCH THE ITEM NUMBER TO ONE OF THE PLASTIC KITS AVAILABLE IN THE TABLE BELOW

TELESCOPIC EXTENSIBLE SHELVES

ART. WITH Dark Grey plastic kit	ART. NO Plastic kit*	Usable dim. mm	Front H mm	kg	
M 12 C057 01 10 0T _ _	M 12 C057 01 00 0T _ _	294x447	70	200	100%

*MATCH THE ITEM NUMBER TO ONE OF THE PLASTIC KITS AVAILABLE IN THE TABLE BELOW

ADJUSTABLE SHELF

ART.	Usable dim. mm	Total H mm	kg
M 12 PR25 00 00 01 _ _	351x478	60	70

CAN BE FITTED FRONTALLY TO THE VERTEBRATE BAR

PLASTIC PARTS KIT
FOR EXTENSIBLE DRAWERS AND SHELVES

PLASTIC COLOURS	ART.
MEDITERRANEAN BLUE	M 10 PLS1 00 00 00 M1
SKY BLUE	M 10 PLS1 00 00 00 M2
GLAMOUR RED	M 10 PLS1 00 00 00 M3
RED CARPET	M 10 PLS1 00 00 00 M4
JUICY ORANGE	M 10 PLS1 00 00 00 M5
SUNNY YELLOW	M 10 PLS1 00 00 00 M6
FOREST GREEN	M 10 PLS1 00 00 00 M7

kg CAPACITY EXTENSION CLOSING

18x27 EH

ART. M 12 R070 S0 11 35 35

HINGED DOORS WITH CYLINDER

FULL HEIGHT HINGED DOOR - REVERSIBLE

CABINET HEIGHT mm	TYPE OF CLOSURE	ART. WITH Dark Grey plastic kit	ART. NO Plastic kit*
600	C0 KEY cylinder lock	M 10 P050 C0 10 00 _ _	M 10 P050 C0 00 00 _ _
	C1 KEY cylinder lock	M 10 P050 C1 10 00 _ _	M 10 P050 C1 00 00 _ _
	C2 KEY cylinder lock	M 10 P050 C2 10 00 _ _	M 10 P050 C2 00 00 _ _
700	C0 KEY cylinder lock	M 10 P060 C0 10 00 _ _	M 10 P060 C0 00 00 _ _
	C1 KEY cylinder lock	M 10 P060 C1 10 00 _ _	M 10 P060 C1 00 00 _ _
	C2 KEY cylinder lock	M 10 P060 C2 10 00 _ _	M 10 P060 C2 00 00 _ _

*MATCH THE ITEM NUMBER TO ONE OF THE PLASTIC KITS AVAILABLE IN THE RIGHT TABLE

THE DOOR MUST BE ASSOCIATED WITH CABINETS WITH **C5** CLOSURE (WITHOUT LOCK) OR **X0** CLOSURE (WITHOUT VERTEBRATE BAR AND WITHOUT LOCK)

FULL HEIGHT HINGED DOOR - REVERSIBLE

DOOR FOOTPRINT H mm	TYPE OF CLOSURE	ART. WITH Dark Grey plastic kit	ART. NO Plastic kit*
425	C0 KEY cylinder lock	M 10 P042 C0 10 01 _ _	M 10 P042 C0 00 01 _ _
	C1 KEY cylinder lock	M 10 P042 C1 10 01 _ _	M 10 P042 C1 00 01 _ _
	C2 KEY cylinder lock	M 10 P042 C2 10 01 _ _	M 10 P042 C2 00 01 _ _
525	C0 KEY cylinder lock	M 10 P052 C0 10 01 _ _	M 10 P052 C0 00 01 _ _
	C1 KEY cylinder lock	M 10 P052 C1 10 01 _ _	M 10 P052 C1 00 01 _ _
	C2 KEY cylinder lock	M 10 P052 C2 10 01 _ _	M 10 P052 C2 00 01 _ _
625	C0 KEY cylinder lock	M 10 P062 C0 10 01 _ _	M 10 P062 C0 00 01 _ _
	C1 KEY cylinder lock	M 10 P062 C1 10 01 _ _	M 10 P062 C1 00 01 _ _
	C2 KEY cylinder lock	M 10 P062 C2 10 01 _ _	M 10 P062 C2 00 01 _ _

*MATCH THE ITEM NUMBER TO ONE OF THE PLASTIC KITS AVAILABLE IN THE RIGHT TABLE

HINGED DOORS WITH NUMERICAL CODE

FULL HEIGHT HINGED DOORS - RIGHT-HAND OPENING ONLY

CABINET HEIGHT mm	TYPE OF CLOSURE	ART. WITH Dark Grey plastic kit	ART. NO Plastic kit*
600	P5 CODE numerical code	M 10 P050 P5 10 00 _ _	M 10 P050 P5 00 00 _ _
700	P5 CODE numerical code	M 10 P060 P5 10 00 _ _	M 10 P060 P5 00 00 _ _

*MATCH THE ITEM NUMBER TO ONE OF THE PLASTIC KITS AVAILABLE IN THE TABLE BELOW

THE DOOR MUST BE ASSOCIATED WITH CABINETS WITH **C5** CLOSURE (WITHOUT LOCK)
OR **X0** CLOSURE (WITHOUT VERTEBRATE BAR AND WITHOUT LOCK)

FULL HEIGHT HINGED DOOR - REVERSIBLE

DOOR FOOTPRINT H mm	TYPE OF CLOSURE	ART. WITH Dark Grey plastic kit	ART. NO Plastic kit*
425	A4 handle without keypad	M 10 P042 A4 10 01 _ _	M 10 P042 A4 00 01 _ _
525	A4 handle without keypad	M 10 P052 A4 10 01 _ _	M 10 P052 A4 00 01 _ _
625	A4 handle without keypad	M 10 P062 A4 10 01 _ _	M 10 P062 A4 00 01 _ _

*MATCH THE ITEM NUMBER TO ONE OF THE PLASTIC KITS AVAILABLE IN THE TABLE BELOW

THE DOOR MUST BE ASSOCIATED WITH CABINETS WITH THE FOLLOWING CLOSURES:
USE THE **T2** LOCK FOR THE CABINET WITHOUT WHEELS
USE THE **A1** LOCK FOR THE CABINET WITH WHEELS

REMOTE CONTROL

ART.	
M 00 VRC0 00 00 00 00	Receiver module with remote control
M 00 VRC0 00 00 01 00	Additional Remote Control

PLASTIC PARTS KIT
FOR HINGED DOORS

PLASTIC COLOURS	ART. KEY	ART. CODE
MEDITERRANEAN BLUE	M 00 PLS0 00 00 20 M1	M 00 PLS0 00 00 21 M1
SKY BLUE	M 00 PLS0 00 00 20 M2	M 00 PLS0 00 00 21 M2
GLAMOUR RED	M 00 PLS0 00 00 20 M3	M 00 PLS0 00 00 21 M3
RED CARPET	M 00 PLS0 00 00 20 M4	M 00 PLS0 00 00 21 M4
JUICY ORANGE	M 00 PLS0 00 00 20 M5	M 00 PLS0 00 00 21 M5
SUNNY YELLOW	M 00 PLS0 00 00 20 M6	M 00 PLS0 00 00 21 M6
FOREST GREEN	M 00 PLS0 00 00 20 M7	M 00 PLS0 00 00 21 M7

MASTER 408x573 mm

3-EDGE TOP SHELF

ART.	dim. mm
M 12 T023 AG 00 31 07	408x573x23 H

Pvc coated shelf for SINGLE CABINET. Colour black

4-EDGE TOP SHELF

ART.	dim. mm
M 12 T023 AG 00 41 07	408x573x23 H

Pvc coated shelf for SINGLE CABINET. Colour black

ART. M 00 T023 AG 00 F0 00
CABINET TOP SHELF DRILLING FOR 4-EDGE SHELF FIXING

MULTIPLEX TOP SHELF

ART.	dim. mm
M 12 T040 MU 00 01 00	408x573x40 H

For SINGLE CABINET



MDF TOP SHELF DIM. 408x573x32 mm H

ART.	finishes	for cabinet
M 12 T030 MD GM 21 07	1 side profile	RH or LH final

MDF shelf with oil-proof top rubber coating. Colour black

OIL-PROOF RUBBER FINISHING

MDF TOP SHELF DIM. 408x573x32 mm H

ART.	finishes	for cabinet
M 12 T030 MD GM 11 07	-	central

MDF shelf with oil-proof top rubber coating. Colour black

MDF SHELF APPLICATION



MDF TOP SHELF DIM. 408x573x32 mm H

ART.	finishes	for cabinet
M 12 T030 MD GM 01 07	2 side profiles	single

MDF shelf with oil-proof top rubber coating. Colour black

ART. M 00 T030 MD 00 F0 00
CABINET TOP SHELF DRILLING FOR MDF AND MULTIPLEX SHELF FIXING INCLUDING FIXING SCREWS

HEIGHT RAISING PLINTH 50 mm

ART.	dim. mm
M 12 Z050 00 00 00 _ _	406x572x50 H

HEIGHT RAISING PLINTH 100 mm

ART.	dim. mm
M 12 Z100 00 00 00 _ _	406x572x100 H

MASTER 408x573 mm

STANDARD RUBBER FIXED WHEEL

ART.	Ø mm	cabinet capacity kg	C mm
C RG BAC11 100	100	170	128
C RG BAC12 125	125	245	155

STANDARD RUBBER SWIVEL WHEEL WITH BRAKE

ART.	Ø mm	cabinet capacity kg	C mm
C RG DAC11 100	100	170	128
C RG DAC12 125	125	245	155

NYLON FIXED WHEEL

ART.	Ø mm	cabinet capacity kg	C mm
C RN BAD10 100	100	320	128
C RN BAD11 125	125	400	155

NYLON SWIVEL WHEEL WITH BRAKE

ART.	Ø mm	cabinet capacity kg	C mm
C RN DAD10 100	100	320	128
C RN DAD11 125	125	400	155

SPARE PARTS - FIXING

SPARE LOCK

ART. M 00 CSR0 8800 00 00
Spare lock with two keys

SPARE KEY

ART. M 00 CF00 0000 00 00

Always specify the number indicated in the cylinder lock where you wish to replace the key

MASTER KEY

ART. M 00 PF.. 0000 00 00
Available in 23 series, numbered from F 01 to F 23.

Master key series F 01	ART. M 00 PF01 00 00 00 00
Master key series F 02	ART. M 00 PF02 00 00 00 00
Master key series F ..	ART. M 00 PF.. 00 00 00 00

CABINET-TO-CABINET FIXING SET

ART. M 00 FIS0 00 00 00 99
Cabinet-to-cabinet fixing set with 4 screws complete with M8 nuts

ART. M 00 SVR0 00 00 00 99
Drilling and hardware for fixing two overlapping cabinets

FLOOR FIXING SET

ART. F AG 9200 00 99
Pair of zinc-plated brackets for cabinet floor fixing

ART. F AG 9204 00 99
2 "HILTI" stud anchors suitable for non-cracked concrete floors ≥ class C20/25
Recommended anchor strength: 2.9 KN
Anchor diameter: Ø 6 mm

SPARE HANDLE

ART. M 00 PLS0 0000 22 M0
Replacement door handle available in Dark Grey.

OTHER COLOURS ON REQUEST

THE CABINETS MUST BE FIXED TO A FLOOR OR WALL IF OVERLAPPING,
THEY MUST BE FIXED EXCLUSIVELY TO WALLS AND THEIR CAPACITY DIVIDED BY TWO

18x27 EH

MASTER 408x573 mm

Born To Be Extreme

EMPTY CABINET without vertebrate bar and without lock

H 400 mm Useful H 300 mm	H 600 mm Useful H 500 mm	H 700 mm Useful H 600 mm	H 800 mm Useful H 700 mm	H 1000 mm Useful H 900 mm
M 12 A040 X0 10 00 _ _	M 12 A060 X0 10 00 _ _	M 12 A070 X0 10 00 _ _	M 12 A080 X0 10 00 _ _	M 12 A100 X0 10 00 _ _

VERTEBRATE BAR

The vertebrate bar is a perforated extruded aluminium profile with 25 mm hole pitch for insertion of the anti-tilt spring. The anti-tilt bar is supplied complete with plastic accessories and a top structure designed for cylinder or electronic lock closure.

ART.	Working H (mm) for drawer insertion
M 00 V030 00 00 00 00	300
M 00 V050 00 00 00 00	500
M 00 V060 00 00 00 00	600
M 00 V070 00 00 00 00	700
M 00 V075 00 00 00 00	750
M 00 V090 00 00 00 00	900

CYLINDER LOCK (KEY)

CYLINDER LOCK CLOSURE COMPLETE WITH:
- 1 cylinder lock with 2 keys
- 1 steel wire with sheath
- 1 front pin assembly
- 1 back pin assembly

ART.		
M 12 V000 C0 00 00 00	C0	CYLINDER LOCK WITH DIFFERENT NUMBERING
M 12 V000 C1 00 00 00	C1	CYLINDER LOCK FOR SETS OF 160 NUMBERS
M 12 V000 C2 00 00 00	C2	CYLINDER LOCK WITH SAME NUMBERING

For Experts Only

NUMERICAL CODE LOCK (CODE)

ART.		
M 12 V000 E2 00 00 00	E2	BAR OPENING/CLOSING (battery power supply)
M 12 V000 E5 00 00 00	E5	BAR OPENING/CLOSING (mains power supply)
M 12 V000 T2 00 00 00	T2	DOOR + BAR OPENING/CLOSING (battery power supply)
M 12 V000 T3 00 00 00	T3	DOOR + BAR OPENING/CLOSING (mains power supply)

ART. REMOTE CONTROL	
M 00 VRC0 00 00 00 00	Receiver module with remote control
M 00 VRC0 00 00 01 00	Additional Remote Control

SHELVES FOR LOCKS AND ADJUSTABLE SHELVES

TOP SHELF FOR LOCKS

ART.	Front H mm	kg
M 12 PS46 00 10 00 _ _	46	150

Dim. mm 357x571x46 H

BOTTOM SHELF FOR LOCKS

ART.	Front H mm	kg
M 12 PS46 10 10 00 _ _	46	150

Dim. mm 357x571x46 h

ADJUSTABLE SHELF

ART.	Total H mm	kg
M 12 PR25 00 00 01 _ _	60	70

Usable dim. mm 351x478x60 H

SLOTTED ADJUSTABLE SHELF

ART.	Front H mm	kg
M 12 PR35 10 00 01 _ _	35	100

Dim. mm 357x568x35 H

18x27 EH

PARTITIONING MATERIAL

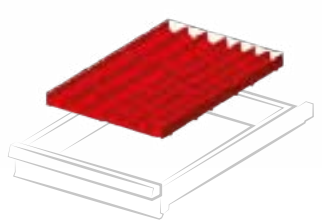

ART.	for front height mm
F FH 8205 02 00	50 - 300

Set including: 3 partitions 4 grooves, 3 partitions 3 grooves, 16 plain partitions 36 mm, 7 plain partitions 47 mm

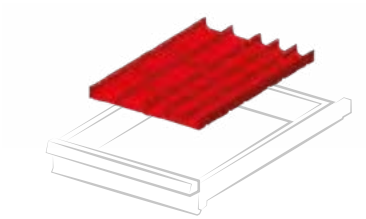

ART.	for front height mm
F FH 8205 03 00	50 - 300

Set including: 3 partitions 3 grooves, 3 partitions 2 grooves, 15 plain partitions 47 mm, 8 plain partitions 73 mm

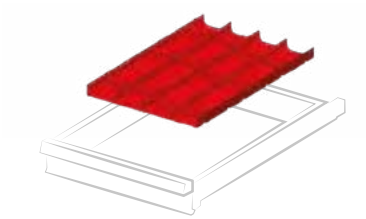

ART.	for front height mm
F FH 8205 04 00	50 - 300

Set including: 6 partitions 2 grooves, 18 plain partitions 73 mm

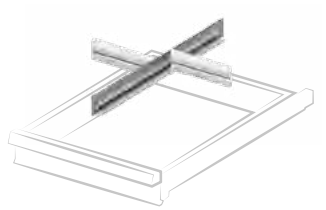

ART.	for front height mm
F FH 8005 08 00	50
F FH 8007 08 00	75
F FH 8010 08 00	100 - 125
F FH 8015 08 00	150
F FH 8020 08 00	200 - 250
F FH 8030 08 00	300

Set including: 1 slotted partition 455 mm, 2 plain partitions 149 mm

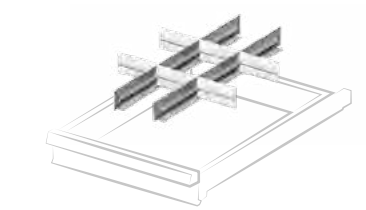

ART.	for front height mm
F FH 8005 09 00	50
F FH 8007 09 00	75
F FH 8010 09 00	100 - 125
F FH 8015 09 00	150

Set including: 2 slotted partitions 455 mm, 6 plain partitions 98 mm

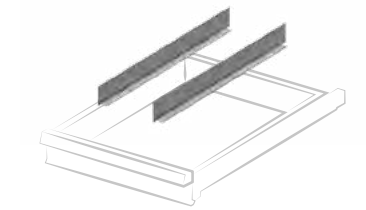

ART.	for front height mm
F FH 8405 13 00	50
F FH 8407 13 00	75
F FH 8410 13 00	100 - 125
F FH 8415 13 00	150
F FH 8420 13 00	200 - 250

Set including: 2 plain partitions 455 mm

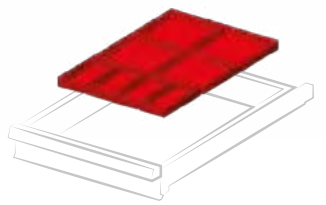

ART.	for front height mm
F FH 8205 18 00	50
F FH 8207 18 00	75
F FH 8210 18 00	100 - 125

Set including: 4 plain boxes 150x75 mm, 4 plain boxes 150x150 mm



ART.	for front height mm
F FH 8205 17 00	50
F FH 8207 17 00	75

Set including: 4 plastic boxes 75x75 mm, 6 plastic boxes 150x75 mm, 2 plastic boxes 150x150 mm

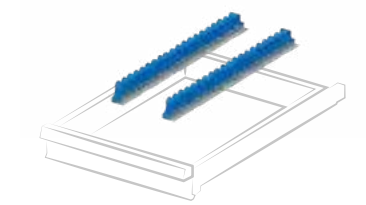

ART.	for front height mm
F FH 8605 19 00	50 - 300

Set including: 2 multi-purpose supports 440 mm

CONFIGURE A FAMI DRAWER WITH BETA TOOLS

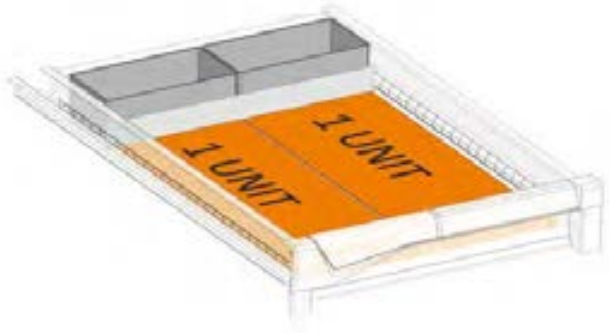

ART. F FH 0707 50 07
Drawer pre-setting kit for Beta thermoformed trays consisting of:
no. 2 F HC 6471 00 07
no. 1 F HA 3160 00 00

1 unit = 1 Beta thermoformed tray (367x147 mm)
2 unit = 1 Beta thermoformed tray (367x294 mm)

EXAMPLES OF TERMOFORMED TRAY USE





MASTER 561x573 mm

METAL COLOURS

GREY RAL 7000 .01	GREEN RAL 6011 .02
BLUE RAL 5012 .04	GREY RAL 7035 .08
GREY WHITE RAL 9002 .1F	RUBY RED RAL 3003 .1G
GENTIAN BLUE RAL 5010 .34	PURE WHITE RAL 9010 .35
ANTHRACITE GREY RAL 7016 .39	BLUE CAPRI RAL 5019 .48

- **ART. M 22 A100 C0 10 AZ 04**
  H = 1000 mm - 7 drawers

PLASTIC COLOURS

DARK GREY .M0	MEDITERRANEAN BLUE .M1	SKY BLUE .M2	GLAMOUR RED .M3
RED CARPET .M4	JUICE ORANGE .M5	SUNNY YELLOW .M6	FOREST GREEN .M7

KEY

kg SHELF/ DRAWER CAPACITY

SHELF/ DRAWER EXTENSION

CABINET CLOSURE

! ALL INDICATED LOAD CAPACITY VALUES ARE NET AND REFER TO EVENLY DISTRIBUTED WEIGHTS

H 400 mm

ART.		kg		
M 22 A040 C0 10 04 04	50-75-100	100-96-92%	key	
M 22 A040 E2 10 04 04	50-75-100	100-96-92%	code	

H 400 mm

ART.		kg		
M 22 A040 C0 10 02 04	50-75-100	100-96-92%	key	
M 22 A040 E2 10 02 04	50-75-100	100-96-92%	code	

H 600 mm

ART.		kg		
M 22 A060 C0 10 20 04	50-75-100	100-96-92%	key	
M 22 A060 E2 10 20 04	50-75-100	100-96-92%	code	

H 600 mm

door 425 mm

depth 598 mm

ART.		kg		
M 22 A060 C0 10 17 04	50-75-100	100-96-92%	key	
M 22 A060 T2 10 17 04	50-75-100	100-96-92%	code	

H 700 mm

ART.		kg		
M 22 A070 C0 10 31 04	50-75-100	100-96-92%	key	
M 22 A070 E2 10 31 04	50-75-100	100-96-92%	code	

H 700 mm

door 425 mm

depth 598 mm

ART.		kg		
M 22 A070 C0 10 30 04	50-75-100	100-96-92%	key	
M 22 A070 T2 10 30 04	50-75-100	100-96-92%	code	

MASTER 561x573 mm

H 800 mm

ART.		kg		
M 22 A080 C0 10 54 04	50-75-100	100-96-92%	key	
M 22 A080 E2 10 54 04	50-75-100	100-96-92%	code	

H 800 mm

ART.		kg		
M 22 A080 C0 10 56 04	50-75-100	100-96-92%	key	
M 22 A080 E2 10 56 04	50-75-100	100-96-92%	code	

H 850 mm

ART.		kg		
M 22 A085 C0 10 93 04	50-75-100	100-96-92%	key	
M 22 A085 E2 10 93 04	50-75-100	100-96-92%	code	

H 850 mm

ART.		kg		
M 22 A085 C0 10 94 04	50-75-100	100-96-92%	key	
M 22 A085 E2 10 94 04	50-75-100	100-96-92%	code	

H 850 mm

ART.		kg		
M 22 A085 C0 10 95 04	50-75-100	100-96-92%	key	
M 22 A085 E2 10 95 04	50-75-100	100-96-92%	code	

H 850 mm

door 425 mm

depth 598 mm

ART.		kg		
M 22 A085 C0 10 97 04	50-75-100	100-96-92%	key	
M 22 A085 T2 10 97 04	50-75-100	100-96-92%	code	

kg CAPACITY EXTENSION CLOSING

H 1000 mm

ART.		kg			
M 22 A100 C0 10 AZ 04		50-75-100	100-96-92%	key	
M 22 A100 E2 10 AZ 04		50-75-100	100-96-92%	code	

H 1000 mm

door 625 mm

depth 598 mm

ART.		kg			
M 22 A100 C0 10 BD 04		50-75-100	100-96-92%	key	
M 22 A100 T2 10 BD 04		50-75-100	100-96-92%	code	

ART. M 22 A100 T2 16 BC 48

MASTER 587x647 mm

H 818 mm

ART.		kg		
M 22 R060 S0 10 20 04	50-75-100	100-96-92%	key	
M 22 R060 P2 10 20 04	50-75-100	100-96-92%	code	

Cabinet capacity 235 kg - Cabinet height without wheels mm 663

H 818 mm

ART.		kg		
M 22 R060 S0 10 21 04	50-75-100	100-96-92%	key	
M 22 R060 P2 10 21 04	50-75-100	100-96-92%	code	

Cabinet capacity 235 kg - Cabinet height without wheels mm 663

H 918 mm

ART.		kg		
M 22 R070 S0 10 31 04	50-75-100	100-96-92%	key	
M 22 R070 P2 10 31 04	50-75-100	100-96-92%	code	

Cabinet capacity 235 kg - Cabinet height without wheels mm 763

H 918 mm

ART.		kg		
M 22 R070 S0 10 32 04	50-75-100	100-96-92%	key	
M 22 R070 P2 10 32 04	50-75-100	100-96-92%	code	

Cabinet capacity 235 kg - Cabinet height without wheels mm 763

2 standard rubber swivel wheels with brake Ø 125 mm
2 standard rubber fixed weels Ø 125 mm

kg CAPACITY EXTENSION CLOSING

H 1018 mm

ART.		kg		
M 22 R080 S0 10 54 04		50-75-100	100-96-92%	key
M 22 R080 P2 10 54 04		50-75-100	100-96-92%	code

Cabinet capacity 235 kg - Cabinet height without wheels mm 863

H 1018 mm

ART.		kg		
M 22 R080 S0 10 56 04		50-75-100	100-96-92%	key
M 22 R080 P2 10 56 04		50-75-100	100-96-92%	code

Cabinet capacity 235 kg - Cabinet height without wheels mm 863

H 1068 mm

ART.		kg		
M 22 R085 S0 10 93 04		50-75-100	100-96-92%	key
M 22 R085 P2 10 93 04		50-75-100	100-96-92%	code

Cabinet capacity 235 kg - Cabinet height without wheels mm 913

H 1068 mm

ART.		kg		
M 22 R085 S0 10 94 04		50-75-100	100-96-92%	key
M 22 R085 P2 10 94 04		50-75-100	100-96-92%	code

Cabinet capacity 235 kg - Cabinet height without wheels mm 913

2 standard rubber swivel wheels with brake Ø 125 mm
2 standard rubber fixed weels Ø 125 mm

MASTER 587x647 mm

H 1218 mm

ART.	kg			
M 22 R100 S0 10 AY 04	50-75-100	100-96-92%	key	
M 22 R100 P2 10 AY 04	50-75-100	100-96-92%	code	

Cabinet capacity 235 kg - Cabinet height without wheels mm 1063

H 1218 mm

ART.	kg			
M 22 R100 S0 10 AZ 04	50-75-100	100-96-92%	key	
M 22 R100 P2 10 AZ 04	50-75-100	100-96-92%	code	

Cabinet capacity 235 kg - Cabinet height without wheels mm 1063

2 standard rubber swivel wheels with brake Ø 125 mm
2 standard rubber fixed weels Ø 125 mm

ART. M ZA 0600 00 00 00 PA

kg CAPACITY EXTENSION CLOSING

ART. M 22 A100 T2 16 BC 48

ART. M 22 R070 P2 10 NE 1F

MASTER 561x573 mm

CONFIGURE YOUR CABINET

	CHOOSE a height	CHOOSE a closure		CHOOSE a colour
M22	A040	C5	10 00	01

CABINET EMPTY

Cabinet load capacity 3100 kg

	HEIGHT		CLOSURE			COLOUR	
M22	A040	400 mm (working dim. 300 mm)	X0 with no bar and no lock		10 00	01	RAL 7000
	A060	600 mm (working dim. 500 mm)	C5* no lock			02	RAL 6011
	A070	700 mm (working dim. 600 mm)	C0* KEY cylinder lock			1G	RAL 3003
	A080	800 mm (working dim. 700 mm)	C1* KEY cylinder lock			1F	RAL 9002
	A085	850 mm (working dim. 750 mm)	C2* KEY cylinder lock			48	RAL 5019
	A100	1000 mm (working dim. 900 mm)	E2* CODE numerical code			39	RAL 7016
	A150	1500 mm (working dim. 1400 mm)	T2* CODE numerical code			04	RAL 5012
	A200	2000 mm (working dim. 1900 mm)				08	RAL 7035
						35	RAL 9010
						34	RAL 5010

*COMPLETE WITH VERTEBRATE BAR

CABINET EMPTY ready for wheels

	HEIGHT		CLOSURE			COLOUR	
M22	R060	663 mm (working dim. 500 mm)	S0 KEY cylinder lock		10 00	01	RAL 7000
	R070	763 mm (working dim. 600 mm)	S1 KEY cylinder lock			02	RAL 6011
	R080	863 mm (working dim. 700 mm)	S2 KEY cylinder lock			1G	RAL 3003
	R085	913 mm (working dim. 750 mm)	P2 CODE numerical code			1F	RAL 9002
	R100	1063 mm (working dim. 900 mm)	A1 CODE numerical code			48	RAL 5019
						39	RAL 7016
						04	RAL 5012
						08	RAL 7035
						35	RAL 9010
						34	RAL 5010

COMPLETE WITH VERTEBRATE BAR, 4-EDGE SHELF WITH PVC TOP, PAIR OF HANDLES, PAIR OF PLATES FOOTPRINT
Overall dim. mm 587x647

kg CAPACITY EXTENSION CLOSING

FLEXIBLE EXTRACTION DRAWERS

ART. WITH Dark Grey plastic kit	ART. NO Plastic kit*	Usable dim. mm	Front H mm	kg	
M 22 C050 01 10 0F _ _	M 22 C050 01 00 0F _ _	447x447x31 H	50	50 - 75 - 100	100% - 96% - 92%
M 22 C075 01 10 0F _ _	M 22 C075 01 00 0F _ _	447x447x56 H	75	50 - 75 - 100	100% - 96% - 92%
M 22 C100 01 10 0F _ _	M 22 C100 01 00 0F _ _	447x447x81 H	100	50 - 75 - 100	100% - 96% - 92%
M 22 C125 01 10 0F _ _	M 22 C125 01 00 0F _ _	447x447x106 H	125	50 - 75 - 100	100% - 96% - 92%
M 22 C150 01 10 0F _ _	M 22 C150 01 00 0F _ _	447x447x131 H	150	50 - 75 - 100	100% - 96% - 92%
M 22 C200 01 10 0F _ _	M 22 C200 01 00 0F _ _	447x447x181 H	200	50 - 75 - 100	100% - 96% - 92%
M 22 C250 01 10 0F _ _	M 22 C250 01 00 0F _ _	447x447x231 H	250	50 - 75 - 100	100% - 96% - 92%
M 22 C300 01 10 0F _ _	M 22 C300 01 00 0F _ _	447x447x281 H	300	50 - 75 - 100	100% - 96% - 92%

*MATCH THE ITEM NUMBER TO ONE OF THE PLASTIC KITS AVAILABLE IN THE TABLE BELOW

TELESCOPIC EXTRACTION DRAWERS

ART. WITH Dark Grey plastic kit	ART. NO Plastic kit*	Usable dim. mm	Front H mm	kg	
M 22 C075 01 10 0T _ _	M 22 C075 01 00 0T _ _	447x447x56 H	75	200	100%
M 22 C100 01 10 0T _ _	M 22 C100 01 00 0T _ _	447x447x81 H	100	200	100%
M 22 C125 01 10 0T _ _	M 22 C125 01 00 0T _ _	447x447x106 H	125	200	100%
M 22 C150 01 10 0T _ _	M 22 C150 01 00 0T _ _	447x447x131 H	150	200	100%
M 22 C200 01 10 0T _ _	M 22 C200 01 00 0T _ _	447x447x181 H	200	200	100%
M 22 C250 01 10 0T _ _	M 22 C250 01 00 0T _ _	447x447x231 H	250	200	100%
M 22 C300 01 10 0T _ _	M 22 C300 01 00 0T _ _	447x447x281 H	300	200	100%

*MATCH THE ITEM NUMBER TO ONE OF THE PLASTIC KITS AVAILABLE IN THE TABLE BELOW

PLASTIC PARTS KIT
FOR EXTENSIBLE DRAWERS AND SHELVES

PLASTIC COLOURS	ART.
MEDITERRANEAN BLUE	M 20 PLS1 00 00 00 M1
SKY BLUE	M 20 PLS1 00 00 00 M2
GLAMOUR RED	M 20 PLS1 00 00 00 M3
RED CARPET	M 20 PLS1 00 00 00 M4
JUICY ORANGE	M 20 PLS1 00 00 00 M5
SUNNY YELLOW	M 20 PLS1 00 00 00 M6
FOREST GREEN	M 20 PLS1 00 00 00 M7

MASTER 561x573 mm

FLEXIBLE RETRACTABLE SHELVES

ART. WITH Dark Grey plastic kit	ART. NO Plastic kit*	Usable dim. mm	Front H mm	kg	
M 22 C057 01 10 0F _ _	M 22 C057 01 00 0F _ _	447x447	70	50 - 75 - 100	100% - 96% - 92%

*MATCH THE ITEM NUMBER TO ONE OF THE PLASTIC KITS AVAILABLE IN THE TABLE BELOW

TELESCOPIC RETRACTABLE SHELVES

ART. WITH Dark Grey plastic kit	ART. NO Plastic kit*	Usable dim. mm	Front H mm	kg	
M 22 C057 01 10 0T _ _	M 22 C057 01 00 0T _ _	447x447	70	200	100%

*MATCH THE ITEM NUMBER TO ONE OF THE PLASTIC KITS AVAILABLE IN THE TABLE BELOW

ADJUSTABLE SHELF

ART.	Usable dim. mm	Total H mm	kg
M 22 PR25 00 00 01 _ _	504x478	60	70

CAN BE FITTED FRONTALLY TO THE VERTEBRATE BAR

PLASTIC PARTS KIT
FOR EXTENSIBLE DRAWERS AND SHELVES

PLASTIC COLOURS	ART.
MEDITERRANEAN BLUE	M 20 PLS1 00 00 00 M1
SKY BLUE	M 20 PLS1 00 00 00 M2
GLAMOUR RED	M 20 PLS1 00 00 00 M3
RED CARPET	M 20 PLS1 00 00 00 M4
JUICY ORANGE	M 20 PLS1 00 00 00 M5
SUNNY YELLOW	M 20 PLS1 00 00 00 M6
FOREST GREEN	M 20 PLS1 00 00 00 M7

kg CAPACITY EXTENSION CLOSING

27x27 EH

ART. M 22 A150 C0 11 NA 50

MASTER 561x573 mm

Doors with cylinder

FULL HEIGHT HINGED DOOR - REVERSIBLE

H CABINET MM	TYPE OF CLOSURE	ART. WITH Dark Grey plastic kit	ART. NO Plastic kit*
600	C0 KEY cylinder lock closure	M 20 P050 C0 10 00 _ _	M 20 P050 C0 00 00 _ _
	C1 KEY cylinder lock closure	M 20 P050 C1 10 00 _ _	M 20 P050 C1 00 00 _ _
	C2 KEY cylinder lock closure	M 20 P050 C2 10 00 _ _	M 20 P050 C2 00 00 _ _
700	C0 KEY cylinder lock closure	M 20 P060 C0 10 00 _ _	M 20 P060 C0 00 00 _ _
	C1 KEY cylinder lock closure	M 20 P060 C1 10 00 _ _	M 20 P060 C1 00 00 _ _
	C2 KEY cylinder lock closure	M 20 P060 C2 10 00 _ _	M 20 P060 C2 00 00 _ _

*MATCH THE ITEM NUMBER TO ONE OF THE PLASTIC KITS AVAILABLE IN THE RIGHT TABLE

THE DOOR MUST BE ASSOCIATED WITH CABINETS WITH **C5** CLOSURE (WITHOUT LOCK) OR **X0** (WITHOUT VERTEBRATE BAR AND WITHOUT LOCK)

PARTIAL HEIGHT HINGED DOORS - REVERSIBLE

DOOR FOOTPRINT H mm	TYPE OF CLOSURE	ART. WITH Dark Grey plastic kit	ART. NO Plastic kit*
425	C0 KEY cylinder lock closure	M 20 P042 C0 10 01 _ _	M 20 P042 C0 00 01 _ _
	C1 KEY cylinder lock closure	M 20 P042 C1 10 01 _ _	M 20 P042 C1 00 01 _ _
	C2 KEY cylinder lock closure	M 20 P042 C2 10 01 _ _	M 20 P042 C2 00 01 _ _
525	C0 KEY cylinder lock closure	M 20 P052 C0 10 01 _ _	M 20 P052 C0 00 01 _ _
	C1 KEY cylinder lock closure	M 20 P052 C1 10 01 _ _	M 20 P052 C1 00 01 _ _
	C2 KEY cylinder lock closure	M 20 P052 C2 10 01 _ _	M 20 P052 C2 00 01 _ _
625	C0 KEY cylinder lock closure	M 20 P062 C0 10 01 _ _	M 20 P062 C0 00 01 _ _
	C1 KEY cylinder lock closure	M 20 P062 C1 10 01 _ _	M 20 P062 C1 00 01 _ _
	C2 KEY cylinder lock closure	M 20 P062 C2 10 01 _ _	M 20 P062 C2 00 01 _ _

*MATCH THE ITEM NUMBER TO ONE OF THE PLASTIC KITS AVAILABLE IN THE RIGHT TABLE

DOORS WITH Numerical code

FULL HEIGHT HINGED DOORS - RIGHT-HAND OPENING ONLY

H CABINET MM	TYPE OF CLOSURE	ART. WITH Dark Grey plastic kit	ART. NO Plastic kit*
600	P5 CODE numerical code	M 20 P050 P5 10 00 _ _	M 20 P050 P5 00 00 _ _
700	P5 CODE numerical code	M 20 P060 P5 10 00 _ _	M 20 P060 P5 00 00 _ _

*MATCH THE ITEM NUMBER TO ONE OF THE PLASTIC KITS AVAILABLE IN THE TABLE BELOW

THE DOOR MUST BE ASSOCIATED WITH CABINETS WITH **C5** CLOSURE (WITHOUT LOCK)
OR **X0** (WITHOUT VERTEBRATE BAR AND WITHOUT LOCK)

PARTIAL HEIGHT HINGED DOORS - REVERSIBLE

DOOR FOOTPRINT H mm	TYPE OF CLOSURE	ART. WITH Dark Grey plastic kit	ART. NO Plastic kit*
425	A4 handle without keypad	M 20 P042 A4 10 01 _ _	M 20 P042 A4 00 01 _ _
525	A4 handle without keypad	M 20 P052 A4 10 01 _ _	M 20 P052 A4 00 01 _ _
625	A4 handle without keypad	M 20 P062 A4 10 01 _ _	M 20 P062 A4 00 01 _ _

*MATCH THE ITEM NUMBER TO ONE OF THE PLASTIC KITS AVAILABLE IN THE TABLE BELOW

THE DOOR MUST BE ASSOCIATED WITH CABINETS WITH THE FOLLOWING CLOSURES:
USE THE **T2** LOCK FOR THE CABINET WITHOUT WHEELS
USE THE **A1** LOCK FOR THE CABINET WITH WHEELS

REMOTE CONTROL

ART.	
M 00 VRC0 00 00 00 00	Receiver module with remote control
M 00 VRC0 00 00 01 00	Additional Remote Control

PLASTIC PARTS KIT
FOR HINGED DOORS

PLASTIC COLOURS	ART. KEY	ART. CODE
MEDITERRANEAN BLUE	M 00 PLS0 00 00 20 M1	M 00 PLS0 00 00 21 M1
SKY BLUE	M 00 PLS0 00 00 20 M2	M 00 PLS0 00 00 21 M2
GLAMOUR RED	M 00 PLS0 00 00 20 M3	M 00 PLS0 00 00 21 M3
RED CARPET	M 00 PLS0 00 00 20 M4	M 00 PLS0 00 00 21 M4
JUICY ORANGE	M 00 PLS0 00 00 20 M5	M 00 PLS0 00 00 21 M5
SUNNY YELLOW	M 00 PLS0 00 00 20 M6	M 00 PLS0 00 00 21 M6
FOREST GREEN	M 00 PLS0 00 00 20 M7	M 00 PLS0 00 00 21 M7

MASTER 561x573 mm

3-EDGE TOP SHELF

ART.	dim. mm
M 22 T023 AG 00 31 07	561x573x23 H

Pvc coated shelf for SINGLE CABINET. Black colour

4-EDGE TOP SHELF

ART.	dim. mm
M 22 T023 AG 00 41 07	561x573x23 H

Pvc coated shelf for SINGLE CABINET. Black colour

ART. M 00 T023 AG 00 F0 00
CABINET TOP SHELF DRILLING FOR 4-EDGE SHELF FIXING

MULTIPLEX TOP SHELF

ART.	dim. mm
M 22 T040 MU 00 01 00	561x573x40 H

For SINGLE CABINET



MDF TOP SHELF DIM. 561x573x32 mm H

ART.	finishes	for cabinet
M 22 T030 MD GM 21 07	1 side profile	RH or LH final

MDF shelf with oil-proof top rubber coating. Black colour

OIL-PROOF RUBBER FINISHING

MDF TOP SHELF DIM. 561x573x32 mm H

ART.	finishes	for cabinet
M 22 T030 MD GM 11 07	-	central

MDF shelf with oil-proof top rubber coating. Black colour

MDF SHELF APPLICATION



MDF TOP SHELF DIM. 561x573x32 mm H

ART.	finishes	for cabinet
M 22 T030 MD GM 01 07	2 side profiles	single

MDF shelf with oil-proof top rubber coating. Black colour

ART. M 00 T030 MD 00 F0 00
CABINET TOP SHELF DRILLING FOR MDF AND MULTIPLEX SHELF FIXING INCLUDING FIXING SCREWS

HEIGHT RAISING PLINTH 50 mm

ART.	dim. mm
M 22 Z050 00 00 00 _ _	559x572x50 H

HEIGHT RAISING PLINTH 100 mm

ART.	dim. mm
M 22 Z100 00 00 00 _ _	559x572x100 H

STANDARD RUBBER FIXED WHEEL

ART.	Ø mm	cabinet capacity kg	C mm
C RG BAC11 100	100	160	128
C RG BAC12 125	125	235	155

STANDARD RUBBER SWIVEL WHEEL WITH BRAKE

ART.	Ø mm	cabinet capacity kg	C mm
C RG DAC11 100	100	160	128
C RG DAC12 125	125	235	155

NYLON FIXED WHEEL

ART.	Ø mm	cabinet capacity kg	C mm
C RN BAD10 100	100	310	128
C RN BAD11 125	125	400	155

NYLON SWIVEL WHEEL WITH BRAKE

ART.	Ø mm	cabinet capacity kg	C mm
C RN DAD10 100	100	310	128
C RN DAD11 125	125	400	155

SPARE PARTS - FIXING

SPARE LOCK

ART. M 00 CSR0 8800 00 00
Spare lock with two keys

SPARE KEY

ART. M 00 CF00 0000 00 00

Always specify the number indicated in the cylinder lock where you wish to replace the key

MASTER KEY

ART. M 00 PF.. 0000 00 00
Available in 23 series, numbered from F 01 to F 23.

Master key series F 01	ART. M 00 PF01 00 00 00 00
Master key series F 02	ART. M 00 PF02 00 00 00 00
Master key series F ..	ART. M 00 PF.. 00 00 00 00

CABINET-TO-CABINET FIXING SET

ART. M 00 FIS0 00 00 00 99
Cabinet-to-cabinet fixing set with 4 screws complete with M8 nuts

ART. M 00 SVR0 00 00 00 99
Drilling and hardware for fixing two overlapping cabinets

FLOOR FIXING SET

ART. F AG 9200 00 99
Pair of zinc-plated brackets for cabinet floor fixing

ART. F AG 9204 00 99
2 "HILTI" stud anchors suitable for non-cracked concrete floors
≥ class C20/25 Recommended anchor strength: 2.9 KN
Anchor diameter: Ø 6 mm

SPARE HANDLE

ART. M 00 PLS0 0000 22 M0
Replacement door handle available in Dark Grey.

OTHER COLOURS ON REQUEST

THE CABINETS MUST BE FIXED TO A FLOOR OR WALL IF OVERLAPPING,
THEY MUST BE FIXED EXCLUSIVELY TO WALLS AND THEIR CAPACITY DIVIDED BY TWO

MASTER 561x573 mm

Born To Be Extreme

EMPTY CABINET without vertebrate bar and without lock

H 400 mm Useful H 300 mm	H 600 mm Useful H 500 mm	H 700 mm Useful H 600 mm	H 800 mm Useful H 700 mm	H 850 mm Useful H 750 mm
M 22 A040 X0 10 00 _ _	M 22 A060 X0 10 00 _ _	M 22 A070 X0 10 00 _ _	M 22 A080 X0 10 00 _ _	M 22 A085 X0 10 00 _ _

VERTEBRATE BAR

The vertebrate bar is composed of an extruded aluminum profile spaced at a 25 mm interval to allow the insertion of a spring to prevent tipping the cabinet. The anti-tilt rod comes complete with plastic accessories and the upper structure designed for use with either the cylinder lock or the electronic lock.

ART.	Working H (mm) for drawer insertion
M 00 V030 00 00 00 00	300
M 00 V050 00 00 00 00	500
M 00 V060 00 00 00 00	600
M 00 V070 00 00 00 00	700
M 00 V075 00 00 00 00	750
M 00 V090 00 00 00 00	900

ART.	Working H (mm) for drawer insertion
M 00 V105 00 00 00 00	1050
M 00 V122 00 00 00 00	1225
M 00 V140 00 00 00 00	1400
M 00 V152 00 00 00 00	1525
M 00 V190 00 00 00 00	1900

CYLINDER LOCK (KEY)

CYLINDER LOCK CLOSURE COMPLETE WITH:
- 1 cylinder lock with 2 keys
- 1 steel wire with sheath
- 1 front pin assembly
- 1 back pin assembly

ART.		
M 22 V000 C0 00 00 00	C0	CYLINDER LOCK WITH DIFFERENT NUMBERING
M 22 V000 C1 00 00 00	C1	CYLINDER LOCK FOR SETS OF 160 NUMBERS
M 22 V000 C2 00 00 00	C2	CYLINDER LOCK WITH SAME NUMBERING

For Experts Only

H 1000 mm Useful H 900 mm	H 1500 mm Useful H 1400 mm	H 2000 mm Useful H 1900 mm
M 22 A100 X0 10 00 _ _	M 22 A150 X0 10 00 _ _	M 22 A200 X0 10 00 _ _

NUMERICAL CODE LOCK

ART.		
M 22 V000 E2 00 00 00	E2	BAR OPENING/CLOSING (battery power supply)
M 22 V000 E5 00 00 00	E5	BAR OPENING/CLOSING (mains power supply)
M 22 V000 T2 00 00 00	T2	DOOR + BAR OPENING/CLOSING (battery power supply)
M 22 V000 T3 00 00 00	T3	DOOR + BAR OPENING/CLOSING (mains power supply)

ART. REMOTE CONTROL	
M 00 VRC0 00 00 00 00	Receiver module with remote control
M 00 VRC0 00 00 01 00	Additional Remote Control

SHELVES FOR LOCKS AND ADJUSTABLE SHELVES

TOP SHELF FOR LOCKS

ART.	Front H mm	kg
M 22 PS46 00 10 00 _ _	46	150

Dim. mm 510x571x46 H

BOTTOM SHELF FOR LOCKS

ART.	Front H mm	kg
M 22 PS46 10 10 00 _ _	46	150

Dim. mm 510x571x46 H

ADJUSTABLE SHELF

ART.	Total H mm	kg
M 22 PR25 00 00 01 _ _	60	70

Usable dim. mm 504x478x60 H

SLOTTED ADJUSTABLE SHELF

ART.	Front H mm	kg
M 22 PR35 10 00 01 _ _	35	100

Dim. mm 510x568x35 H

27x27 EH PARTITIONING MATERIAL

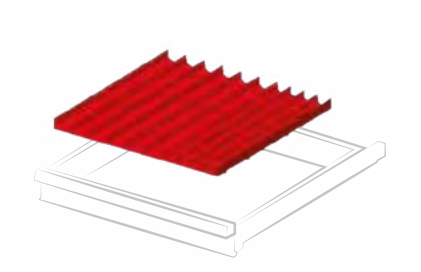

ART.	for front height mm
F FH 8405 02 00	50 - 300

Set including: 3 partitions 4 grooves, 6 partitions 3 grooves, 16 plain partitions 36 mm, 7 plain partitions 47 mm

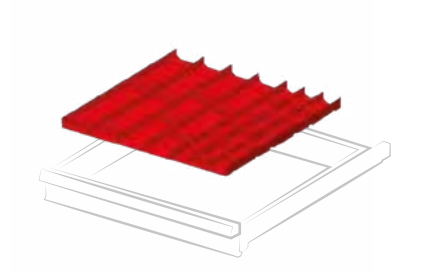

ART.	for front height mm
F FH 8405 03 00	50 - 300

Set including: 3 partitions 3 grooves, 6 partitions 2 grooves, 15 plain partitions 47 mm, 8 plain partitions 73 mm

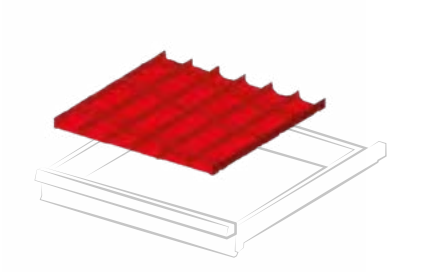

ART.	for front height mm
F FH 8405 04 00	50 - 300

Set including: 9 partitions 2 grooves, 18 plain partitions 73 mm

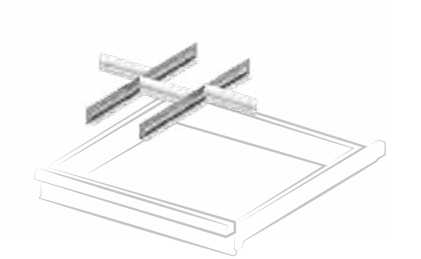

ART.	for front height mm
F FH 8405 08 00	50
F FH 8407 08 00	75
F FH 8410 08 00	100 - 125
F FH 8415 08 00	150
F FH 8420 08 00	200 - 250
F FH 8430 08 00	300

Set including: 2 slotted partitions 455 mm, 3 plain partitions 149 mm

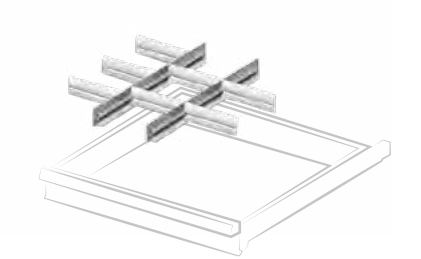

ART.	for front height mm
F FH 8405 09 00	50
F FH 8407 09 00	75
F FH 8410 09 00	100 - 125
F FH 8415 09 00	150
F FH 8420 09 00	200 - 250

Set including: 2 slotted partitions 455 mm, 7 plain partitions 149 mm

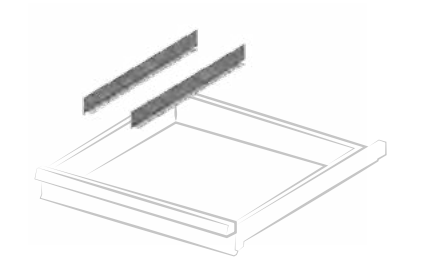

ART.	for front height mm
F FH 8405 13 00	50
F FH 8407 13 00	75
F FH 8410 13 00	100 - 125
F FH 8415 13 00	150
F FH 8420 13 00	200 - 250

Set including: 2 plain partitions 455 mm

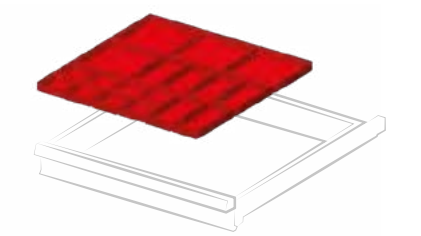

ART.	for front height mm
F FH 8405 17 00	50
F FH 8407 17 00	75

Set including: 8 plastic boxes 75x75 mm, 6 plastic boxes 150x75 mm, 4 plastic boxes 150x150 mm

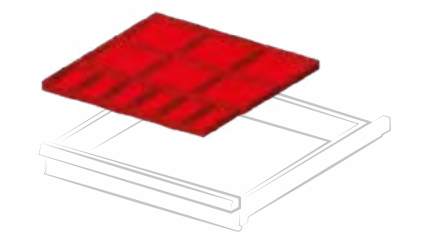

ART.	for front height mm
F FH 8405 18 00	50
F FH 8407 18 00	75
F FH 8410 18 00	100 - 125

Set including: 6 plastic boxes 150x75 mm, 6 plastic boxes 150x150 mm

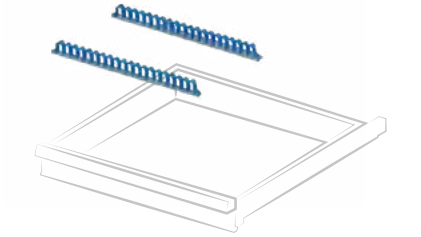

ART.	for front height mm
F FH 8605 19 00	50 - 300

Set including: 2 multi-purpose supports 440 mm

CONFIGURE A FAMI DRAWER WITH BETA TOOLS

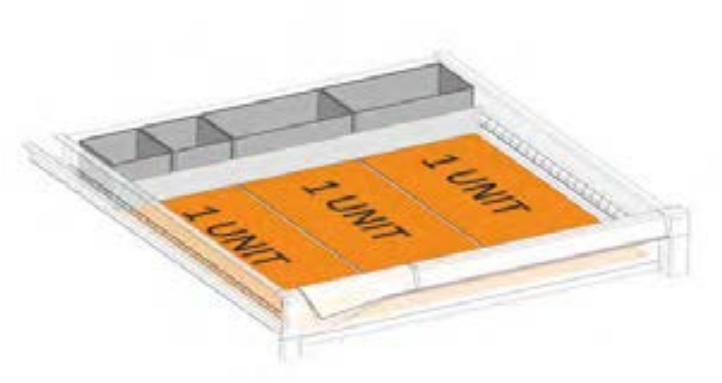

ART. F FH 0807 50 07

Drawer pre-setting kit for Beta thermoformed trays consisting of:

no. 2 F HC 6071 00 07

no. 2 F HC 6471 00 07

no. 1 F HA 1121 00 99

1 unit = 1 Beta thermoformed tray (367x147 mm)

2 unit = 1 Beta thermoformed tray (367x294 mm)

EXAMPLES OF TERMOFORMED TRAY USE





MASTER 714x573 mm

METAL COLOURS

GREY RAL 7000 .01	GREEN RAL 6011 .02
BLUE RAL 5012 .04	GREY RAL 7035 .08
GREY WHITE RAL 9002 .1F	RUBY RED RAL 3003 .1G
GENTIAN BLUE RAL 5010 .34	PURE WHITE RAL 9010 .35
ANTHRACITE GREY RAL 7016 .39	BLUE CAPRI RAL 5019 .48

ART. M 32 A100 C0 10 AW 04
H = 1000 mm - 7 drawers

PLASTIC COLOURS

DARK GREY .M0	MEDITERRANEAN BLUE .M1	SKY BLUE .M2	GLAMOUR RED .M3
RED CARPET .M4	JUICE ORANGE .M5	SUNNY YELLOW .M6	FOREST GREEN .M7

KEY

SHELF/ DRAWER CAPACITY

SHELF/ DRAWER EXTENSION

CABINET CLOSURE

! ALL INDICATED LOAD CAPACITY VALUES ARE NET AND REFER TO EVENLY DISTRIBUTED WEIGHTS

H 400 mm

ART.		kg		
M 32 A040 C0 10 04 04	50-75-100	100-96-92%	key	
M 32 A040 E2 10 04 04	50-75-100	100-96-92%	code	

H 400 mm

ART.		kg		
M 32 A040 C0 10 01 04	50-75-100	100-96-92%	key	
M 32 A040 E2 10 01 04	50-75-100	100-96-92%	code	

H 600 mm

ART.		kg		
M 32 A060 C0 10 20 04	50-75-100	100-96-92%	key	
M 32 A060 E2 10 20 04	50-75-100	100-96-92%	code	

H 600 mm

door 425 mm

depth 598 mm

ART.		kg		
M 32 A060 C0 10 17 04	50-75-100	100-96-92%	key	
M 32 A060 T2 10 17 04	50-75-100	100-96-92%	code	

H 700 mm

ART.		kg		
M 32 A070 C0 10 34 04	50-75-100	100-96-92%	key	
M 32 A070 E2 10 34 04	50-75-100	100-96-92%	code	

H 700 mm

ART.		kg		
M 32 A070 C0 10 31 04	50-75-100	100-96-92%	key	
M 32 A070 E2 10 31 04	50-75-100	100-96-92%	code	

MASTER 714x573 mm

H 800 mm

ART.	kg			
M 32 A080 C0 10 54 04	50-75-100	100-96-92%	key	
M 32 A080 E2 10 54 04	50-75-100	100-96-92%	code	

H 800 mm

door 425 mm depth 598 mm

ART.	kg			
M 32 A080 C0 10 57 04	50-75-100	100-96-92%	key	
M 32 A080 T2 10 57 04	50-75-100	100-96-92%	code	

H 850 mm

ART.	kg			
M 32 A085 C0 10 91 04	50-75-100	100-96-92%	key	
M 32 A085 E2 10 91 04	50-75-100	100-96-92%	code	

H 850 mm

door 425 mm depth 598 mm

ART.	kg			
M 32 A085 C0 10 97 04	50-75-100	100-96-92%	key	
M 32 A085 T2 10 97 04	50-75-100	100-96-92%	code	

kg CAPACITY EXTENSION CLOSING

H 1000 mm

ART.	kg			
M 32 A100 C0 10 BE 04	50-75-100	100-96-92%	key	
M 32 A100 C0 10 BF 04	200	100%	key	
M 32 A100 E2 10 BE 04	50-75-100	100-96-92%	code	
M 32 A100 E2 10 BF 04	200	100%	code	

H 1000 mm

ART.	kg			
M 32 A100 C0 10 AW 04	50-75-100	100-96-92%	key	
M 32 A100 C0 10 BH 04	200	100%	key	
M 32 A100 E2 10 AW 04	50-75-100	100-96-92%	code	
M 32 A100 E2 10 BH 04	200	100%	code	

H 1000 mm

ART.	kg			
M 32 A100 C0 10 BL 04	50-75-100	100-96-92%	key	
M 32 A100 C0 10 BM 04	200	100%	key	
M 32 A100 E2 10 BL 04	50-75-100	100-96-92%	code	
M 32 A100 E2 10 BM 04	200	100%	code	

H 1000 mm

door 625 mm

depth 598 mm

ART.	kg			
M 32 A100 C0 10 BD 04	50-75-100	100-96-92%	key	
M 32 A100 T2 10 BD 04	50-75-100	100-96-92%	code	

MASTER 714x598 mm

H 1023 mm

door 900 mm

ART.	kg		
M 32 A100 C0 10 BU 04	50-75-100	100-96-92%	key
M 32 A100 C0 10 BV 04	200	100%	key
M 32 A100 P5 10 BU 04	50-75-100	100-96-92%	code
M 32 A100 P5 10 BV 04	200	100%	code

H 1023 mm

door 775 mm

*flexible rextraction

ART.	kg		
M 32 A100 C0 10 CL 04	50-75-100	100-96-92%	key
M 32 A100 C0 10 CM 04	200	100%	key
M 32 A100 T2 10 CL 04	50-75-100	100-96-92%	code
M 32 A100 T2 10 CM 04	200	100%	code

H 1500 mm

depth 573 mm

ART.	kg		
M 32 A150 C0 10 FJ 04	50-75-100	100-96-92%	key
M 32 A150 C0 10 FK 04	200	100%	key
M 32 A150 E2 10 FJ 04	50-75-100	100-96-92%	code
M 32 A150 E2 10 FK 04	200	100%	code

H 1500 mm

door 1400 mm

ART.	kg		
M 32 A150 C0 10 LC 04	50-75-100	100-96-92%	key
M 32 A150 C0 10 LD 04	200	100%	key
M 32 A150 P5 10 LC 04	50-75-100	100-96-92%	code
M 32 A150 P5 10 LD 04	200	100%	code

kg CAPACITY EXTENSION CLOSING

ART. M 32 A150 C0 15 NQ 34

ART. M 32 A100 C0 15 NP 34

MASTER 714x573 mm

H 2000 mm

H 2000 mm

ART.	kg			
M 32 A200 C5 10 FU 04	50-75-100	100-96-92%	-	
M 32 A200 C5 10 FV 04	200	100%	-	

ART.	kg			
M 32 A200 C0 10 FS 04	50-75-100	100-96-92%	key	
M 32 A200 C0 10 FT 04	200	100%	key	
M 32 A200 E2 10 FS 04	50-75-100	100-96-92%	code	
M 32 A200 E2 10 FT 04	200	100%	code	

kg CAPACITY EXTENSION CLOSING

714x598 mm

36x27 EH

H 2000 mm

door 900 mm

ART.	kg			
M 32 A200 C0 10 FY 04	50-75-100	100-96-92%	key	
M 32 A200 C0 10 FZ 04	200	100%	key	
M 32 A200 T2 10 FY 04	50-75-100	100-96-92%	code	
M 32 A200 T2 10 FZ 04	200	100%	code	

H 2000 mm

door 1900 mm

ART.	kg			
M 32 A200 C0 10 FW 04	50-75-100	100-96-92%	key	
M 32 A200 C0 10 FX 04	200	100%	key	
M 32 A200 P5 10 FW 04	50-75-100	100-96-92%	code	
M 32 A200 P5 10 FX 04	200	100%	code	

MASTER

H 873 mm

single door — depth 598 mm

ART.	kg		
M 32 D085 C0 10 GJ 04	50-75-100	100-96-92%	key
M 32 D085 C0 10 GK 04	200	100%	key

H 1023 mm

single door — depth 598 mm

ART.	kg		
M 32 D100 C0 10 GQ 04	50-75-100	100-96-92%	key
M 32 D100 C0 10 GR 04	200	100%	key

H 1023 mm

double door

ART.	kg		
M 32 D100 C0 10 GW 04	50-75-100	100-96-92%	key
M 32 D100 C0 10 GX 04	200	100%	key

H 1023 mm

double door

ART.	kg		
M 32 D100 C0 10 HC 04	50-75-100	100-96-92%	key
M 32 D100 C0 10 HD 04	200	100%	key

H 1023 mm

double door

ART.	kg		
M 32 D100 C0 10 JA 04	50-75-100	100-96-92%	key
M 32 D100 C0 10 JB 04	200	100%	key

kg CAPACITY — EXTENSION — CLOSING

MASTER 1428x623 mm

H 1500 mm

double door

ART.	kg		
M 32 D150 C0 10 JC 04	50-75-100	100-96-92%	key
M 32 D150 C0 10 JD 04	200	100%	key

H 1500 mm

double door

ART.	kg		
M 32 D150 C0 10 JE 04	50-75-100	100-96-92%	key
M 32 D150 C0 10 JF 04	200	100%	key

H 2000 mm

double door

ART.	kg		
M 32 D200 C0 10 JJ 04	50-75-100	100-96-92%	key
M 32 D200 C0 10 JK 04	200	100%	key

H 2000 mm

double door

ART.	kg		
M 32 D200 C0 10 JL 04	50-75-100	100-96-92%	key
M 32 D200 C0 10 JM 04	200	100%	key

kg CAPACITY EXTENSION CLOSING

36x27 EH

ART. M 32 D200 C0 10 NW CQ

MASTER 788x599 mm

H 1068 mm

ART.		kg		
M 32 R085 S0 10 AE 04	50-75-100	100-96-92%	key	
M 32 R085 P2 10 AE 04	50-75-100	100-96-92%	code	

Cabinet capacity 180 kg - Cabinet height without wheels mm 913

H 1068 mm

ART.		kg		
M 32 R085 S0 10 AG 04	50-75-100	100-96-92%	key	
M 32 R085 P2 10 AG 04	50-75-100	100-96-92%	code	

Cabinet capacity 180 kg - Cabinet height without wheels mm 913

H 1218 mm

ART.		kg		
M 32 R100 S0 10 AY 04	50-75-100	100-96-92%	key	
M 32 R100 P2 10 AY 04	50-75-100	100-96-92%	code	

Cabinet capacity 180 kg - Cabinet height without wheels mm 1063

H 1218 mm

ART.		kg		
M 32 R100 S0 10 AW 04	50-75-100	100-96-92%	key	
M 32 R100 P2 10 AW 04	50-75-100	100-96-92%	code	

Cabinet capacity 180 kg - Cabinet height without wheels mm 1063

2 standard rubber swivel wheels with brake Ø 125 mm
2 standard rubber fixed weels Ø 125 mm

kg CAPACITY EXTENSION CLOSING

ART. M 32 R080 P2 12 NR FD

MASTER 714x573 mm

CONFIGURE YOUR CABINET

	CHOOSE a height	CHOOSE a closure		CHOOSE a colour
M32	A040	C5	10 00	01

CABINET EMPTY

Cabinet load capacity 3100 kg

	HEIGHT		CLOSURE		
M32	A040	400 mm (working dim. 300 mm)	X0 with no bar and no lock	10 00	01 RAL 7000
	A060	600 mm (working dim. 500 mm)	C5* no lock		02 RAL 6011
	A070	700 mm (working dim. 600 mm)	C0* KEY cylinder lock		1G RAL 3003
	A080	800 mm (working dim. 700 mm)	C1* KEY cylinder lock		1F RAL 9002
	A085	850 mm (working dim. 750 mm)	C2* KEY cylinder lock		48 RAL 5019
	A100	1000 mm (working dim. 900 mm)	E2* CODE numerical code		39 RAL 7016
	A150	1500 mm (working dim. 1400 mm)	T2* CODE numerical code		04 RAL 5012
	A200	2000 mm (working dim. 1900 mm)			08 RAL 7035
					35 RAL 9010
					34 RAL 5010

*COMPLETE WITH VERTEBRATE BAR

CABINET EMPTY ready for wheels

	HEIGHT		CLOSURE		
M32	R060	663 mm (working dim. 500 mm)	S0 KEY cylinder lock	10 00	01 RAL 7000
	R070	763 mm (working dim. 600 mm)	S1 KEY cylinder lock		02 RAL 6011
	R080	863 mm (working dim. 700 mm)	S2 KEY cylinder lock		1G RAL 3003
	R085	913 mm (working dim. 750 mm)	P2 CODE numerical code		1F RAL 9002
	R100	1063 mm (working dim. 900 mm)	A1 CODE numerical code		48 RAL 5019
					39 RAL 7016
					04 RAL 5012
					08 RAL 7035
					35 RAL 9010
					34 RAL 5010

COMPLETE WITH VERTEBRATE BAR, 4-EDGE SHELF WITH PVC TOP, PAIR OF HANDLES, PAIR OF PLATES FOOTPRINT
Overall dim. mm 788x599

CAPACITY EXTENSION CLOSING

FLEXIBLE EXTRACTION DRAWERS

ART. WITH Dark Grey plastic kit	ART. NO Plastic kit*	Usable dim. mm	Front H mm	kg	
M 32 C050 01 10 0F _ _	M 32 C050 01 00 0F _ _	600x447x31 H	50	50 - 75 - 100	100% - 96% - 92%
M 32 C075 01 10 0F _ _	M 32 C075 01 00 0F _ _	600x447x56 H	75	50 - 75 - 100	100% - 96% - 92%
M 32 C100 01 10 0F _ _	M 32 C100 01 00 0F _ _	600x447x81 H	100	50 - 75 - 100	100% - 96% - 92%
M 32 C125 01 10 0F _ _	M 32 C125 01 00 0F _ _	600x447x106 H	125	50 - 75 - 100	100% - 96% - 92%
M 32 C150 01 10 0F _ _	M 32 C150 01 00 0F _ _	600x447x131 H	150	50 - 75 - 100	100% - 96% - 92%
M 32 C200 01 10 0F _ _	M 32 C200 01 00 0F _ _	600x447x181 H	200	50 - 75 - 100	100% - 96% - 92%
M 32 C250 01 10 0F _ _	M 32 C250 01 00 0F _ _	600x447x231 H	250	50 - 75 - 100	100% - 96% - 92%
M 32 C300 01 10 0F _ _	M 32 C300 01 00 0F _ _	600x447x281 H	300	50 - 75 - 100	100% - 96% - 92%

*MATCH THE ITEM NUMBER TO ONE OF THE PLASTIC KITS AVAILABLE IN THE TABLE BELOW

TELESCOPIC EXTRACTION DRAWERS

ART. WITH Dark Grey plastic kit	ART. NO Plastic kit*	Usable dim. mm	Front H mm	kg	
M 32 C075 01 10 0T _ _	M 32 C075 01 00 0T _ _	600x447x56 H	75	200	100%
M 32 C100 01 10 0T _ _	M 32 C100 01 00 0T _ _	600x447x81 H	100	200	100%
M 32 C125 01 10 0T _ _	M 32 C125 01 00 0T _ _	600x447x106 H	125	200	100%
M 32 C150 01 10 0T _ _	M 32 C150 01 00 0T _ _	600x447x131 H	150	200	100%
M 32 C200 01 10 0T _ _	M 32 C200 01 00 0T _ _	600x447x181 H	200	200	100%
M 32 C250 01 10 0T _ _	M 32 C250 01 00 0T _ _	600x447x231 H	250	200	100%
M 32 C300 01 10 0T _ _	M 32 C300 01 00 0T _ _	600x447x281 H	300	200	100%

*MATCH THE ITEM NUMBER TO ONE OF THE PLASTIC KITS AVAILABLE IN THE TABLE BELOW

PLASTIC PARTS KIT
FOR EXTENSIBLE DRAWERS AND SHELVES

PLASTIC COLOURS	ART.
MEDITERRANEAN BLUE	M 30 PLS1 00 00 00 M1
SKY BLUE	M 30 PLS1 00 00 00 M2
GLAMOUR RED	M 30 PLS1 00 00 00 M3
RED CARPET	M 30 PLS1 00 00 00 M4
JUICY ORANGE	M 30 PLS1 00 00 00 M5
SUNNY YELLOW	M 30 PLS1 00 00 00 M6
FOREST GREEN	M 30 PLS1 00 00 00 M7

MASTER 714x573 mm

FLEXIBLE RETRACTABLE SHELVES

ART. WITH Dark Grey plastic kit	ART. NO Plastic kit*	Usable dim. mm	Front H mm	kg	
M 32 C057 01 10 0F _ _	M 32 C057 01 00 0F _ _	600x447	70	50 - 75 - 100	100% - 96% - 92%

*MATCH THE ITEM NUMBER TO ONE OF THE PLASTIC KITS AVAILABLE IN THE TABLE BELOW

TELESCOPIC RETRACTABLE SHELVES

ART. WITH Dark Grey plastic kit	ART. NO Plastic kit*	Usable dim. mm	Front H mm	kg	
M 32 C057 01 10 0T _ _	M 32 C057 01 00 0T _ _	600x447	70	200	100%

*MATCH THE ITEM NUMBER TO ONE OF THE PLASTIC KITS AVAILABLE IN THE TABLE BELOW

ADJUSTABLE SHELF

ART.	Usable dim. mm	Total H mm	kg
M 32 PR25 00 00 01 _ _	657x478	60	150

CAN BE FITTED FRONTALLY TO THE VERTEBRATE BAR

PLASTIC PARTS KIT
FOR EXTENSIBLE DRAWERS AND SHELVES

PLASTIC COLOURS	ART.
MEDITERRANEAN BLUE	M 30 PLS1 00 00 00 M1
SKY BLUE	M 30 PLS1 00 00 00 M2
GLAMOUR RED	M 30 PLS1 00 00 00 M3
RED CARPET	M 30 PLS1 00 00 00 M4
JUICY ORANGE	M 30 PLS1 00 00 00 M5
SUNNY YELLOW	M 30 PLS1 00 00 00 M6
FOREST GREEN	M 30 PLS1 00 00 00 M7

kg CAPACITY EXTENSION CLOSING

36x27 EH

ART. M 32 A150 C0 14 NU 01

MASTER 714x573 mm

Doors with cylinder

HINGED DOORS TOTAL HEIGHT - REVERSIBLE

H Cabinet mm	TYPE OF CLOSURE	ART. WITH Dark Grey plastic kit	ART. NO Plastic kit*
600	C0 KEY cylinder lock	M 30 P050 C0 10 00 _ _	M 30 P050 C0 00 00 _ _
	C1 KEY cylinder lock	M 30 P050 C1 10 00 _ _	M 30 P050 C1 00 00 _ _
	C2 KEY cylinder lock	M 30 P050 C2 10 00 _ _	M 30 P050 C2 00 00 _ _
700	C0 KEY cylinder lock	M 30 P060 C0 10 00 _ _	M 30 P060 C0 00 00 _ _
	C1 KEY cylinder lock	M 30 P060 C1 10 00 _ _	M 30 P060 C1 00 00 _ _
	C2 KEY cylinder lock	M 30 P060 C2 10 00 _ _	M 30 P060 C2 00 00 _ _

*MATCH THE ITEM NUMBER TO ONE OF THE PLASTIC KITS AVAILABLE IN THE RIGHT TABLE

PAIR OF HINGED DOORS TOTAL HEIGHT

850	C0 KEY cylinder lock	M 30 P075 C0 10 10 _ _	M 30 P075 C0 00 10 _ _
	C1 KEY cylinder lock	M 30 P075 C1 10 10 _ _	M 30 P075 C1 00 10 _ _
	C2 KEY cylinder lock	M 30 P075 C2 10 10 _ _	M 30 P075 C2 00 10 _ _
1000	C0 KEY cylinder lock	M 30 P090 C0 10 10 _ _	M 30 P090 C0 00 10 _ _
	C1 KEY cylinder lock	M 30 P090 C1 10 10 _ _	M 30 P090 C1 00 10 _ _
	C2 KEY cylinder lock	M 30 P090 C2 10 10 _ _	M 30 P090 C2 00 10 _ _
1500	C0 KEY cylinder lock	M 30 P140 C0 10 10 _ _	M 30 P140 C0 00 10 _ _
	C1 KEY cylinder lock	M 30 P140 C1 10 10 _ _	M 30 P140 C1 00 10 _ _
	C2 KEY cylinder lock	M 30 P140 C2 10 10 _ _	M 30 P140 C2 00 10 _ _
2000	C0 KEY cylinder lock	M 30 P190 C0 10 10 _ _	M 30 P190 C0 00 10 _ _
	C1 KEY cylinder lock	M 30 P190 C1 10 10 _ _	M 30 P190 C1 00 10 _ _
	C2 KEY cylinder lock	M 30 P190 C2 10 10 _ _	M 30 P190 C2 00 10 _ _

*MATCH THE ITEM NUMBER TO ONE OF THE PLASTIC KITS AVAILABLE IN THE RIGHT TABLE

THE DOOR MUST BE ASSOCIATED WITH CABINETS WITH **C5** CLOSURE (WITHOUT LOCK) OR **X0** (WITHOUT VERTEBRATE BAR AND WITHOUT LOCK)

HINGED DOORS PARTIAL HEIGHT - REVERSIBLE

DOOR FOOTPRINT H mm	TYPE OF CLOSURE		ART. WITH Dark Grey plastic kit	ART. NO Plastic kit*
425	C0	KEY cylinder lock	M 30 P042 C0 10 01 _ _	M 30 P042 C0 00 01 _ _
	C1	KEY cylinder lock	M 30 P042 C1 10 01 _ _	M 30 P042 C1 00 01 _ _
	C2	KEY cylinder lock	M 30 P042 C2 10 01 _ _	M 30 P042 C2 00 01 _ _
525	C0	KEY cylinder lock	M 30 P052 C0 10 01 _ _	M 30 P052 C0 00 01 _ _
	C1	KEY cylinder lock	M 30 P052 C1 10 01 _ _	M 30 P052 C1 00 01 _ _
	C2	KEY cylinder lock	M 30 P052 C2 10 01 _ _	M 30 P052 C2 00 01 _ _
625	C0	KEY cylinder lock	M 30 P062 C0 10 01 _ _	M 30 P062 C0 00 01 _ _
	C1	KEY cylinder lock	M 30 P062 C1 10 01 _ _	M 30 P062 C1 00 01 _ _
	C2	KEY cylinder lock	M 30 P062 C2 10 01 _ _	M 30 P062 C2 00 01 _ _

*MATCH THE ITEM NUMBER TO ONE OF THE PLASTIC KITS AVAILABLE IN THE TABLE BELOW

PAIR OF HINGED DOORS PARTIAL HEIGHT

775	C0	KEY cylinder lock	M 30 P077 C0 10 11 _ _	M 30 P077 C0 00 11 _ _
	C1	KEY cylinder lock	M 30 P077 C1 10 11 _ _	M 30 P077 C1 00 11 _ _
	C2	KEY cylinder lock	M 30 P077 C2 10 11 _ _	M 30 P077 C2 00 11 _ _

*MATCH THE ITEM NUMBER TO ONE OF THE PLASTIC KITS AVAILABLE IN THE TABLE BELOW

PLASTIC PARTS
FOR SINGLE DOOR AND PAIR OF DOORS

PLASTIC COLOURS	ART. FOR SINGLE DOOR	ART. FOR PAIR DOORS
MEDITERRANEAN BLUE	M 00 PLS0 00 00 20 M1	M 00 PLS0 00 00 30 M1
SKY BLUE	M 00 PLS0 00 00 20 M2	M 00 PLS0 00 00 30 M2
GLAMOUR RED	M 00 PLS0 00 00 20 M3	M 00 PLS0 00 00 30 M3
RED CARPET	M 00 PLS0 00 00 20 M4	M 00 PLS0 00 00 30 M4
JUICY ORANGE	M 00 PLS0 00 00 20 M5	M 00 PLS0 00 00 30 M5
SUNNY YELLOW	M 00 PLS0 00 00 20 M6	M 00 PLS0 00 00 30 M6
FOREST GREEN	M 00 PLS0 00 00 20 M7	M 00 PLS0 00 00 30 M7

DOORS WITH NUMERICAL CODE

HINGED DOORS TOTAL HEIGHT - DOOR WITH RIGHT-HAND OPENING

H Cabinet mm	TYPE OF CLOSURE	ART. WITH Dark Grey plastic kit	ART. NO Plastic kit*
600	P5 CODE numerical code	M 30 P050 P5 10 00 _ _	M 30 P050 P5 00 00 _ _
700	P5 CODE numerical code	M 30 P060 P5 10 00 _ _	M 30 P060 P5 00 00 _ _

*MATCH THE ITEM NUMBER TO ONE OF THE PLASTIC KITS AVAILABLE IN THE TABLE BELOW

THE DOOR MUST BE ASSOCIATED WITH CABINETS WITH **C5** CLOSURE (WITHOUT LOCK) OR **X0** (WITHOUT VERTEBRATE BAR AND WITHOUT LOCK)

PARTIAL HEIGHT HINGED DOORS - REVERSIBLE

DOOR FOOTPRINT H mm	TYPE OF CLOSURE	ART. WITH Dark Grey plastic kit	ART. NO Plastic kit*
425	A4 handle without keypad	M 30 P042 A4 10 01 _ _	M 30 P042 A4 00 01 _ _
525	A4 handle without keypad	M 30 P052 A4 10 01 _ _	M 30 P052 A4 00 01 _ _
625	A4 handle without keypad	M 30 P062 A4 10 01 _ _	M 30 P062 A4 00 01 _ _

*MATCH THE ITEM NUMBER TO ONE OF THE PLASTIC KITS AVAILABLE IN THE TABLE BELOW

THE DOOR MUST BE ASSOCIATED WITH CABINETS WITH THE FOLLOWING CLOSURES:
USE THE **T2** LOCK FOR THE CABINET WITHOUT WHEELS
USE THE **A1** LOCK FOR THE CABINET WITH WHEELS

PLASTIC PARTS
FOR SINGLE DOOR AND PAIR OF DOORS

PLASTIC COLOURS	ART. FOR SINGLE DOOR	ART. FOR PAIR DOORS
MEDITERRANEAN BLUE	M 00 PLS0 00 00 21 M1	M 00 PLS0 00 00 31 M1
SKY BLUE	M 00 PLS0 00 00 21 M2	M 00 PLS0 00 00 31 M2
GLAMOUR RED	M 00 PLS0 00 00 21 M3	M 00 PLS0 00 00 31 M3
RED CARPET	M 00 PLS0 00 00 21 M4	M 00 PLS0 00 00 31 M4
JUICY ORANGE	M 00 PLS0 00 00 21 M5	M 00 PLS0 00 00 31 M5
SUNNY YELLOW	M 00 PLS0 00 00 21 M6	M 00 PLS0 00 00 31 M6
FOREST GREEN	M 00 PLS0 00 00 21 M7	M 00 PLS0 00 00 31 M7

PAIR OF HINGED DOORS TOTAL HEIGHT

H Cabinet mm	TYPE OF CLOSURE		ART. WITH Dark Grey plastic kit	ART. NO Plastic kit*
850		P5 CODE numerical code	M 30 P075 P5 10 10 _ _	M 30 P075 P5 00 10 _ _
1000		P5 CODE numerical code	M 30 P090 P5 10 10 _ _	M 30 P090 P5 00 10 _ _
1500		P5 CODE numerical code	M 30 P140 P5 10 10 _ _	M 30 P140 P5 00 10 _ _
2000		P5 CODE numerical code	M 30 P190 P5 10 10 _ _	M 30 P190 P5 00 10 _ _

*MATCH THE ITEM NUMBER TO ONE OF THE PLASTIC KITS AVAILABLE IN THE TABLE ON THE LEFT

PAIR OF DOORS MUST BE ASSOCIATED WITH CABINETS WITH **C5** CLOSURE (WITHOUT LOCK) OR **X0** CLOSURE (WITHOUT VERTEBRATE BAR AND WITHOUT LOCK)

PAIR OF HINGED DOORS PARTIAL HEIGHT

DOOR FOOTPRINT H mm	TYPE OF CLOSURE	ART. WITH Dark Grey plastic kit	ART. NO Plastic kit*
775	A4 handle without keypad	M 30 P077 A4 10 11 _ _	M 30 P077 A4 00 11 _ _

*MATCH THE ITEM NUMBER TO ONE OF THE PLASTIC KITS AVAILABLE IN THE TABLE ON THE LEFT

PAIR OF DOORS MUST BE ASSOCIATED WITH CABINETS WITH THE FOLLOWING CLOSURES:

USE THE **T2** LOCK FOR THE CABINET WITHOUT WHEELS

USE THE **A1** LOCK FOR THE CABINET WITH WHEELS

REMOTE CONTROL

ART.	
M 00 VRC0 00 00 00 00	Receiver module with remote control
M 00 VRC0 00 00 01 00	Additional Remote Control

MASTER 1428x623 mm

EMPTY CABINET WITH 2 SLIDING DOORS

CABINET WITH DOUBLE SLIDING DOORS WITHOUT VERTEBRATE BAR

H CABINET mm	TYPE OF CLOSURE		ART. WITH Dark Grey plastic kit	ART. NO Plastic kit*
850 (working dim. 750 mm)	C0	KEY cylinder lock	M 32 D085 C0 10 0D _ _	M 32 D085 C0 00 0D _ _
	C1	KEY cylinder lock	M 32 D085 C1 10 0D _ _	M 32 D085 C1 00 0D _ _
	C2	KEY cylinder lock	M 32 D085 C2 10 0D _ _	M 32 D085 C2 00 0D _ _
1000 (working dim. 900 mm)	C0	KEY cylinder lock	M 32 D100 C0 10 0D _ _	M 32 D100 C0 00 0D _ _
	C1	KEY cylinder lock	M 32 D100 C1 10 0D _ _	M 32 D100 C1 00 0D _ _
	C2	KEY cylinder lock	M 32 D100 C2 10 0D _ _	M 32 D100 C2 00 0D _ _
1500 (working dim. 1400 mm)	C0	KEY cylinder lock	M 32 D150 C0 10 0D _ _	M 32 D150 C0 00 0D _ _
	C1	KEY cylinder lock	M 32 D150 C1 10 0D _ _	M 32 D150 C1 00 0D _ _
	C2	KEY cylinder lock	M 32 D150 C2 10 0D _ _	M 32 D150 C2 00 0D _ _
2000 (working dim. 1900 mm)	C0	KEY cylinder lock	M 32 D200 C0 10 0D _ _	M 32 D200 C0 00 0D _ _
	C1	KEY cylinder lock	M 32 D200 C1 10 0D _ _	M 32 D200 C1 00 0D _ _
	C2	KEY cylinder lock	M 32 D200 C2 10 0D _ _	M 32 D200 C2 00 0D _ _

*MATCH THE ITEM NUMBER TO ONE OF THE PLASTIC KITS AVAILABLE IN THE TABLE BELOW

PLASTIC PARTS FOR SLIDING DOORS

PLASTIC COLOURS	ART. 2 SLIDING DOORS	ART. 1 SLIDING DOOR
MEDITERRANEAN BLUE	M 00 PLS0 00 00 50 M1	M 00 PLS0 00 00 40 M1
SKY BLUE	M 00 PLS0 00 00 50 M2	M 00 PLS0 00 00 40 M2
GLAMOUR RED	M 00 PLS0 00 00 50 M3	M 00 PLS0 00 00 40 M3
RED CARPET	M 00 PLS0 00 00 50 M4	M 00 PLS0 00 00 40 M4
JUICY ORANGE	M 00 PLS0 00 00 50 M5	M 00 PLS0 00 00 40 M5
SUNNY YELLOW	M 00 PLS0 00 00 50 M6	M 00 PLS0 00 00 40 M6
FOREST GREEN	M 00 PLS0 00 00 50 M7	M 00 PLS0 00 00 40 M7

EMPTY CABINET WITH 1 SLIDING DOOR



CABINET WITH SINGLE SLIDING DOOR WITHOUT VERTEBRATE BAR

H CABINET mm	TYPE OF CLOSURE		ART. WITH Dark Grey plastic kit	ART. NO Plastic kit*
850 (working dim. 750 mm)	C0	KEY cylinder lock	M 32 D085 C0 10 0S _ _	M 32 D085 C0 00 0S _ _
	C1	KEY cylinder lock	M 32 D085 C1 10 0S _ _	M 32 D085 C1 00 0S _ _
	C2	KEY cylinder lock	M 32 D085 C2 10 0S _ _	M 32 D085 C2 00 0S _ _
1000 (working dim. 900 mm)	C0	KEY cylinder lock	M 32 D100 C0 10 0S _ _	M 32 D100 C0 00 0S _ _
	C1	KEY cylinder lock	M 32 D100 C1 10 0S _ _	M 32 D100 C1 00 0S _ _
	C2	KEY cylinder lock	M 32 D100 C2 10 0S _ _	M 32 D100 C2 00 0S _ _

*MATCH THE ITEM NUMBER TO ONE OF THE PLASTIC KITS AVAILABLE IN THE TABLE ON THE LEFT

Single door with right-hand closing only, only the left compartment is designed for the insertion of drawers and extensible shelves. The vertebrate shaft must be inserted in the presence of more than 2 drawers/extensible shelves for each compartment.

CYLINDER LOCK

TYPE OF CLOSURE	ART.
C0 KEY cylinder lock	M 32 V000 C0 00 00 00
C1 KEY cylinder lock	M 32 V000 C1 00 00 00
C2 KEY cylinder lock	M 32 V000 C2 00 00 00



VERTEBRATE BAR

WORKING H (mm) FOR DRAWERS INSERTION	ART.
750	M 00 V075 00 00 00 00
900	M 00 V090 00 00 00 00
1400	M 00 V140 00 00 00 00
1900	M 00 V190 00 00 00 00

MASTER 714x573 mm

3-EDGE TOP SHELF

ART.	dim. mm
M 32 T023 AG 00 31 07	714x573x23 H

Pvc coated shelf for SINGLE CABINET. Black colour

3-EDGE TOP SHELF

ART.	dim. mm
M 32 T023 AG 00 32 07	1428x573x23 H

Pvc coated shelf for DOUBLE CABINET. Black colour

4-EDGE TOP SHELF

ART.	dim. mm
M 32 T023 AG 00 41 07	714x573x23 H

Pvc coated shelf for SINGLE CABINET. Black colour

ART. M 00 T023 AG 00 F0 00
CABINET TOP SHELF DRILLING FOR 4-EDGE SHELF FIXING

MULTIPLEX TOP SHELF

ART.	dim. mm
M 32 T040 MU 00 01 00	714x573x40 H

For SINGLE CABINET

OIL-PROOF RUBBER FINISHING



MDF TOP SHELF DIM. 714x573x32 mm H

ART.	finishes	for cabinet
M 32 T030 MD GM 21 07	1 side profile	RH or LH final

MDF shelf with oil-proof top rubber coating. Black colour

MDF TOP SHELF DIM. 714x573x32 mm H

ART.	finishes	for cabinet
M 32 T030 MD GM 11 07	-	central

MDF shelf with oil-proof top rubber coating. Black colour



MDF TOP SHELF DIM. 714x573x32 mm H

ART.	finishes	for cabinet
M 32 T030 MD GM 01 07	2 side profiles	single

MDF shelf with oil-proof top rubber coating. Black colour

MDF SHELF APPLICATION

ART. M 00 T030 MD 00 F0 00
CABINET TOP SHELF DRILLING FOR MDF AND MULTIPLEX SHELF FIXING INCLUDING FIXING SCREWS

MULTIPLEX TOP SHELF FOR CABINET WITH WHEELS
AVAILABLE ON REQUEST

PERFORATED PANEL

ART.	dim. mm
M 30 PA71 00 00 00 04	708x65x718 H

EXAMPLE FOR PERFORATED PANEL WITH HOOKS OR VISUAL BOX

2 ART. FAXVBCH00600001
1 ART. F BL 9541 00 00 (10 pz.)
1 ART. C MV 10 019

2 ART. FAXVBCH00900001
2 ART. FAXVBCH00600001
2 ART. FAXVBCH00500001

2 ART. FAXVBCH00600001
3 ART. FAXVBCH00500001

3 ART. FAXVBCH00600001
1 ART. FAXVBCH00500001
1 ART. FAXVBCH00400001

ART. M 00 PA71 00 00 F0 00
MDF OR MULTIPLEX TOP SHELF DRILLING FOR PERFORATED PANEL FIXING - INCLUDING SCREWS

ART. M 00 PA71 00 00 F1 00
DRILLED TOP SHELF WITH 3/4 EDGES FOR PERFORATED PANEL FIXING - INCLUDING SCREWS

ART. M 00 PA71 00 00 F2 00
PRE-SETTING KIT FOR VISUAL BOX FIXING TO THE PERFORATED PANEL

HEIGHT RAISING PLINTH 50 mm

ART.	dim. mm
M 32 Z050 00 00 00 _ _	712x572x50 H

HEIGHT RAISING PLINTH 100 mm

ART.	dim. mm
M 32 Z100 00 00 00 _ _	712x572x100 H

PLINTHS FOR FORK LIFT TRUCK - Black colour RAL 9005

ART.		dim. mm
M 02 Z060 20 00 00 07	pair of plinths	200x569x60 H
M 30 Z060 21 00 00 07	facing piece	708x46x55 H

PLINTHS FOR TRANSPALLET - Black colour RAL 9005

ART.		dim. mm
M 32 Z100 10 00 00 07	plinth	712x569x100 H
M 30 Z100 11 00 00 07	facing piece	708x46x95 H

MASTER 714x573 mm

STANDARD RUBBER FIXED WHEEL

ART.	Ø mm	cabinet capacity kg	C mm
C RG BAC11 100	100	105	128
C RG BAC12 125	125	180	155

STANDARD RUBBER SWIVEL WHEEL WITH BRAKE

ART.	Ø mm	cabinet capacity kg	C mm
C RG DAC11 100	100	105	128
C RG DAC12 125	125	180	155

NYLON FIXED WHEEL

ART.	Ø mm	cabinet capacity kg	C mm
C RN BAD10 100	100	255	128
C RN BAD11 125	125	420	155

NYLON SWIVEL WHEEL WITH BRAKE

ART.	Ø mm	cabinet capacity kg	C mm
C RN DAD10 100	100	255	128
C RN DAD11 125	125	420	155

SPARE PARTS - FIXING

SPARE LOCK

ART. M 00 CSR0 8800 00 00
Spare lock with two keys

SPARE KEY

ART. M 00 CF00 0000 00 00

Always specify the number indicated in the cylinder lock where you wish to replace the key

MASTER KEY

ART. M 00 PF.. 0000 00 00
Available in 23 series, numbered from F 01 to F 23.

Master key seriesF 01	ART. M 00 PF01 00 00 00 00
Master key seriesF 02	ART. M 00 PF02 00 00 00 00
Master key seriesF ..	ART. M 00 PF.. 00 00 00 00

CABINET-TO-CABINET FIXING SET

ART. M 00 FIS0 00 00 00 99
Cabinet-to-cabinet fixing set with 4 screws complete with M8 nuts

ART. M 00 SVR0 00 00 00 99
Drilling and hardware for fixing two overlapping cabinets

FLOOR FIXING SET

ART. F AG 9200 00 99
Pair of zinc-plated brackets for cabinet floor fixing

ART. F AG 9204 00 99
2 "HILTI" plugs for concrete floors ≥ to classes C20/25
Recommended traction of the plug: 2.9 kN
Plug diameter: Ø 6 mm

SPARE HANDLE

ART. M 00 PLS0 0000 22 M0
Replacement door handle available in Dark Grey.

OTHER COLOURS ON REQUEST

THE CABINETS MUST BE FIXED TO A FLOOR OR WALL IF OVERLAPPING,
THEY MUST BE FIXED EXCLUSIVELY TO WALLS AND THEIR CAPACITY DIVIDED BY TWO

36x27 EH

MASTER 714x573 mm

Born To Be Extreme

EMPTY CABINET without vertebrate bar and without lock

H 400 mm Useful H 300 mm	H 600 mm Useful H 500 mm	H 700 mm Useful H 600 mm	H 800 mm Useful H 700 mm	H 850 mm Useful H 750 mm
M 32 A040 X0 10 00 _ _	M 32 A060 X0 10 00 _ _	M 32 A070 X0 10 00 _ _	M 32 A080 X0 10 00 _ _	M 32 A085 X0 10 00 _ _

VERTEBRATE BAR

The vertebrate bar is composed of an extruded aluminum profile spaced at a 25 mm interval to allow the insertion of a spring to prevent tipping the cabinet. The anti-tilt rod comes complete with plastic accessories and the upper structure designed for use with either the cylinder lock or the electronic lock.

ART.	Working H (mm) for drawer insertion
M 00 V030 00 00 00 00	300
M 00 V050 00 00 00 00	500
M 00 V060 00 00 00 00	600
M 00 V070 00 00 00 00	700
M 00 V075 00 00 00 00	750
M 00 V090 00 00 00 00	900

ART.	Working H (mm) for drawer insertion
M 00 V105 00 00 00 00	1050
M 00 V122 00 00 00 00	1225
M 00 V140 00 00 00 00	1400
M 00 V152 00 00 00 00	1525
M 00 V190 00 00 00 00	1900

CYLINDER LOCK (KEY)

CYLINDER LOCK CLOSURE COMPLETE WITH:
- 1 cylinder lock with 2 keys
- 1 steel wire with sheath
- 1 front pin assembly
- 1 back pin assembly

ART.		
M 32 V000 C0 00 00 00	C0	CYLINDER LOCK WITH DIFFERENT NUMBERING
M 32 V000 C1 00 00 00	C1	CYLINDER LOCK FOR SETS OF 160 NUMBERS
M 32 V000 C2 00 00 00	C2	CYLINDER LOCK WITH SAME NUMBERING

For Experts Only

H 1000 mm Useful H 900 mm	H 1500 mm Useful H 1400 mm	H 2000 mm Useful H 1900 mm
M 32 A100 X0 10 00 _ _	M 32 A150 X0 10 00 _ _	M 32 A200 X0 10 00 _ _

NUMERICAL CODE LOCK

ART.		
M 32 V000 E2 00 00 00	E2	BAR OPENING/CLOSING (battery power supply)
M 32 V000 E5 00 00 00	E5	BAR OPENING/CLOSING (mains power supply)
M 32 V000 T2 00 00 00	T2	DOOR + BAR OPENING/CLOSING (battery power supply)
M 32 V000 T3 00 00 00	T3	DOOR + BAR OPENING/CLOSING (mains power supply)

ART. REMOTE CONTROL	
M 00 VRC0 00 00 00 00	Receiver module with remote control
M 00 VRC0 00 00 01 00	Additional Remote Control

SHELVES FOR LOCKS AND ADJUSTABLE SHELVES

TOP SHELF FOR LOCKS

ART.	Front H mm	kg
M 32 PS46 00 10 00 _ _	46	150

Dim. mm 663x571x46 H

BOTTOM SHELF FOR LOCKS

ART.	Front H mm	kg
M 32 PS46 10 10 00 _ _	46	150

Dim. mm 663x571x46 H

ADJUSTABLE SHELF

ART.	Total H mm	kg
M 32 PR25 00 00 01 _ _	60	150

Usable dim. mm 657x478x60 H

SLOTTED ADJUSTABLE SHELF

ART.	Front H mm	kg
M 32 PR35 10 00 01 _ _	35	300

Dim. mm 663x568x35 H

36x27 EH

PARTITIONING MATERIAL

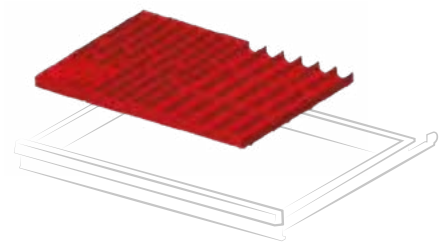

ART.	for front height mm
F FH 1005 15 00	50 - 300

Set including: 5 partitions 4 grooves, 6 partitions 3 grooves, 20 plain partitions 36 mm, 20 plain partitions 47 mm, allen key tray 150x150 mm

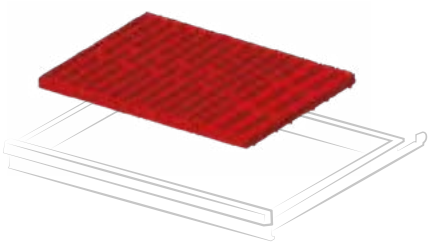

ART.	for front height mm
F FH 1005 10 00	50 - 300

Set including: 9 partitions 4 grooves, 3 partitions 3 grooves, 36 plain partitions 36 mm, 12 plain partitions 47 mm

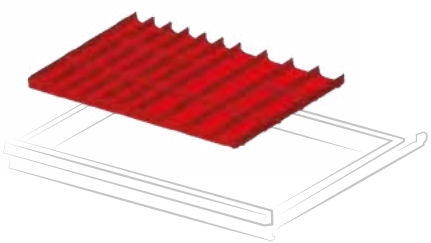

ART.	for front height mm
F FH 1005 13 00	50 - 300

Set including: 6 partitions 3 grooves, 6 partitions 2 grooves, 18 plain partitions 47 mm, 12 plain partitions 73 mm

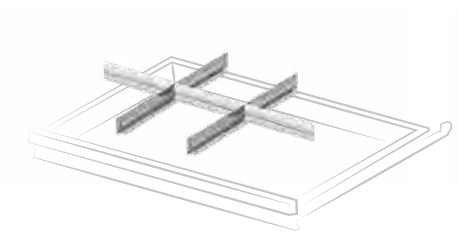

ART.	for front height mm
F FH 1005 05 00	50
F FH 1007 05 00	75
F FH 1010 05 00	100 - 125
F FH 1015 05 00	150
F FH 1020 05 00	200 - 250
F FH 1030 05 00	300

Set including: 2 slotted partitions 455 mm, 3 plain partitions 200 mm

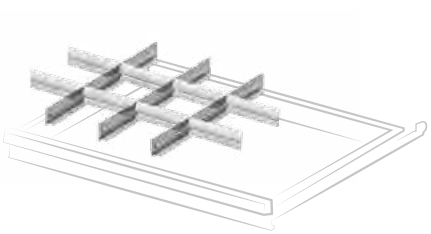

ART.	for front height mm
F FH 1005 03 00	50
F FH 1007 03 00	75
F FH 1010 03 00	100 - 125
F FH 1015 03 00	150
F FH 1020 03 00	200 - 250

Set including: 3 slotted partitions 455 mm, 8 plain partitions 149 mm

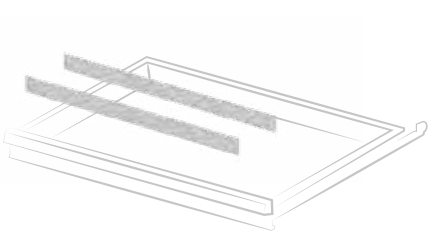

ART.	for front height mm
F FH 1005 01 00	50
F FH 1007 01 00	75
F FH 1010 01 00	100 - 125
F FH 1015 01 00	150
F FH 1020 01 00	200 - 250
F FH 1030 01 00	300

Set including: 2 plain partitions 610 mm

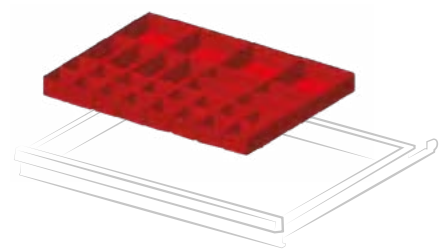

ART.	for front height mm
F FH 1005 18 00	50
F FH 1007 18 00	75

Set including: 16 plastic boxes 75x75 mm, 8 plastic boxes 150x75 mm, 4 plastic boxes 150x150 mm

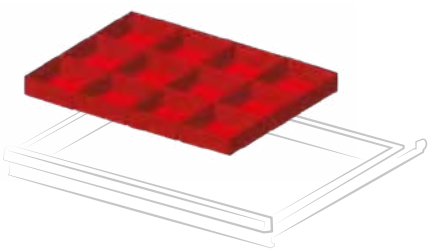

ART.	for front height mm
F FH 1005 09 00	50
F FH 1007 09 00	75
F FH 1010 09 00	100 - 125

Set including: 12 plastic boxes 150x150 mm

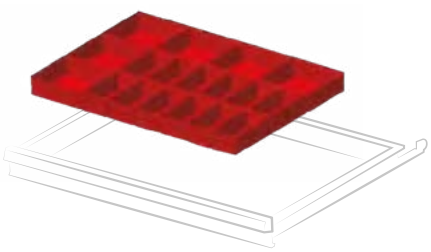

ART.	for front height mm
F FH 1005 16 00	50
F FH 1007 16 00	75
F FH 1010 16 00	100 - 125

Set including: 12 plastic boxes 150x75 mm, 6 plastic boxes 150x150 mm

CONFIGURE A FAMI DRAWER WITH BETA TOOLS

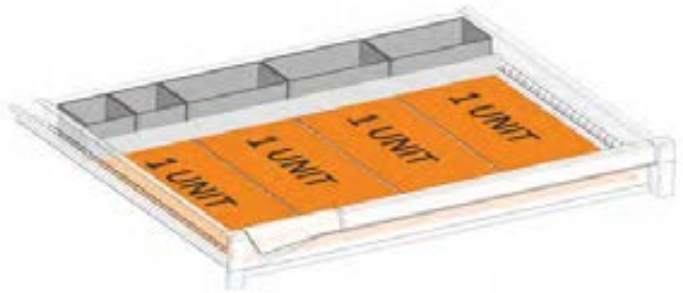

ART. F FH 1007 50 07
Drawer pre-setting kit for Beta thermoformed trays consisting of:
no. 2 F HC 6071 00 07
no. 3 F HC 6471 00 07
no. 1 F HA 1141 00 99

1 unit = 1 Beta thermoformed tray (367x147 mm)
2 unit = 1 Beta thermoformed tray (367x294 mm)
4 unit = 1 Beta thermoformed tray (367x588 mm)

EXAMPLES OF TERMOFORMED TRAY USE

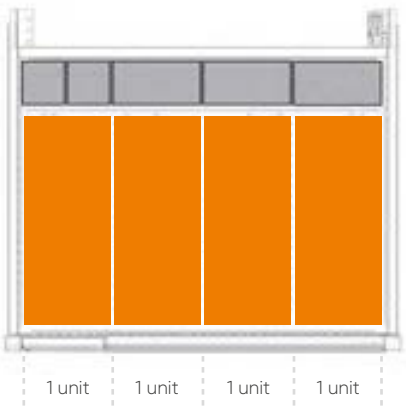

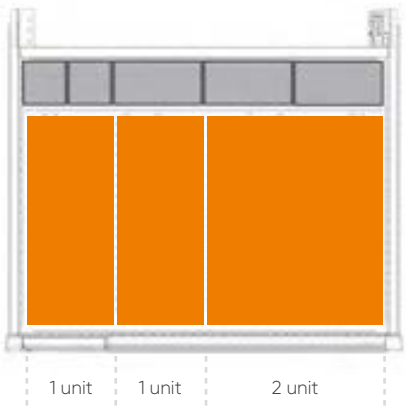

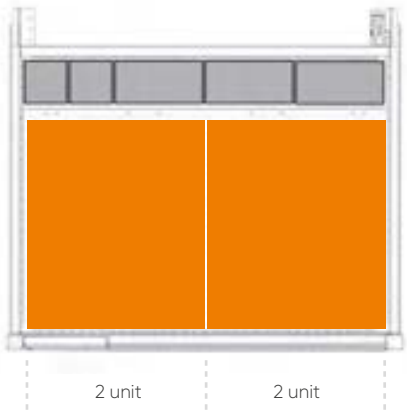

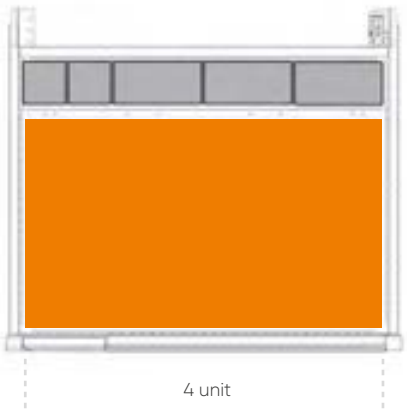

MASTER 1020x573 mm

METAL COLOURS

GREY RAL 7000 .01	GREEN RAL 6011 .02
BLUE RAL 5012 .04	GREY RAL 7035 .08
GREY WHITE RAL 9002 .1F	RUBY RED RAL 3003 .1G
GENTIAN BLUE RAL 5010 .34	PURE WHITE RAL 9010 .35
ANTHRACITE GREY RAL 7016 .39	BLUE CAPRI RAL 5019 .48

- **ART. M 52 A100 C0 10 BE 04**
  H = 1000 mm - 6 drawers

PLASTIC COLOURS

DARK GREY .M0	MEDITERRANEAN BLUE .M1	SKY BLUE .M2	GLAMOUR RED .M3
RED CARPET .M4	JUICE ORANGE .M5	SUNNY YELLOW .M6	FOREST GREEN .M7

KEY

SHELF/ DRAWER CAPACITY

SHELF/ DRAWER EXTENSION

CABINET CLOSURE

! ALL INDICATED LOAD CAPACITY VALUES ARE NET AND REFER TO EVENLY DISTRIBUTED WEIGHTS

H 400 mm

ART.		kg		
M 52 A040 C0 10 04 04	50-75-100	100-96-92%	key	
M 52 A040 E2 10 04 04	50-75-100	100-96-92%	code	

H 400 mm

ART.		kg		
M 52 A040 C0 10 02 04	50-75-100	100-96-92%	key	
M 52 A040 E2 10 02 04	50-75-100	100-96-92%	code	

H 700 mm

ART.		kg		
M 52 A070 C0 10 49 04	50-75-100	100-96-92%	key	
M 52 A070 C0 10 50 04	200	100%	key	
M 52 A070 E2 10 49 04	50-75-100	100-96-92%	code	
M 52 A070 E2 10 50 04	200	100%	code	

H 700 mm

ART.		kg		
M 52 A070 C0 10 31 04	50-75-100	100-96-92%	key	
M 52 A070 C0 10 51 04	200	100%	key	
M 52 A070 E2 10 31 04	50-75-100	100-96-92%	code	
M 52 A070 E2 10 51 04	200	100%	code	

H 800 mm

ART.		kg		
M 52 A080 C0 10 55 04	50-75-100	100-96-92%	key	
M 52 A080 E2 10 55 04	50-75-100	100-96-92%	code	

H 800 mm

ART.		kg		
M 52 A080 C0 10 54 04	50-75-100	100-96-92%	key	
M 52 A080 E2 10 54 04	50-75-100	100-96-92%	code	

MASTER 1020x573 mm

H 850 mm

ART.	kg		
M 52 A085 C0 10 88 04	50-75-100	100-96-92%	key
M 52 A085 E2 10 88 04	50-75-100	100-96-92%	code

H 850 mm

ART.	kg		
M 52 A085 C0 10 AM 04	50-75-100	100-96-92%	key
M 52 A085 C0 10 AN 04	200	100%	key
M 52 A085 E2 10 AM 04	50-75-100	100-96-92%	code
M 52 A085 E2 10 AN 04	200	100%	code

H 1000 mm

ART.	kg		
M 52 A100 C0 10 BE 04	50-75-100	100-96-92%	key
M 52 A100 C0 10 BF 04	200	100%	key
M 52 A100 E2 10 BE 04	50-75-100	100-96-92%	code
M 52 A100 E2 10 BF 04	200	100%	code

H 1000 mm

ART.	kg		
M 52 A100 C0 10 AW 04	50-75-100	100-96-92%	key
M 52 A100 C0 10 BH 04	200	100%	key
M 52 A100 E2 10 AW 04	50-75-100	100-96-92%	code
M 52 A100 E2 10 BH 04	200	100%	code

kg CAPACITY EXTENSION CLOSING

H 1000 mm

ART.	kg			
M 52 A100 C0 10 CN 04	50-75-100	100-96-92%	key	
M 52 A100 C0 10 CP 04	200	100%	key	
M 52 A100 E2 10 CN 04	50-75-100	100-96-92%	code	
M 52 A100 E2 10 CP 04	200	100%	code	

H 1000 mm

ART.	kg			
M 52 A100 C5 10 CW 04	50-75-100	100-96-92%	-	
M 52 A100 C5 10 CX 04	200	100%	-	

H 1023 mm

door 900 mm depth 598 mm

ART.	kg			
M 52 A100 C0 10 BU 04	50-75-100	100-96-92%	key	
M 52 A100 C0 10 BV 04	200	100%	key	
M 52 A100 P5 10 BU 04	50-75-100	100-96-92%	code	
M 52 A100 P5 10 BV 04	200	100%	code	

H 1023 mm

door 900 mm depth 598 mm

ART.	kg			
M 52 A100 C0 10 CA 04	50-75-100	100-96-92%	key	
M 52 A100 C0 10 CB 04	200	100%	key	
M 52 A100 P5 10 CA 04	50-75-100	100-96-92%	code	
M 52 A100 P5 10 CB 04	200	100%	code	

MASTER 1020x573 mm

H 1500 mm

ART.	kg		
M 52 A150 C0 10 FL 04	50-75-100	100-96-92%	key
M 52 A150 C0 10 FM 04	200	100%	key
M 52 A150 E2 10 FL 04	50-75-100	100-96-92%	code
M 52 A150 E2 10 FM 04	200	100%	code

H 1500 mm

ART.	kg		
M 52 A150 C0 10 FQ 04	50-75-100	100-96-92%	key
M 52 A150 C0 10 FR 04	200	100%	key
M 52 A150 E2 10 FQ 04	50-75-100	100-96-92%	code
M 52 A150 E2 10 FR 04	200	100%	code

H 1500 mm

door 1400 mm depth 598 mm

ART.	kg		
M 52 A150 C0 10 LA 04	50-75-100	100-96-92%	key
M 52 A150 C0 10 LB 04	200	100%	key
M 52 A150 P5 10 LA 04	50-75-100	100-96-92%	code
M 52 A150 P5 10 LB 04	200	100%	code

H 1500 mm

door 1400 mm depth 598 mm

ART.	kg		
M 52 A150 C0 10 LC 04	50-75-100	100-96-92%	key
M 52 A150 C0 10 LD 04	200	100%	key
M 52 A150 P5 10 LC 04	50-75-100	100-96-92%	code
M 52 A150 P5 10 LD 04	200	100%	code

kg CAPACITY EXTENSION CLOSING

H 2000 mm

ART.		kg		
M 52 A200 C0 10 FS 04	50-75-100	100-96-92%	key	
M 52 A200 C0 10 FT 04	200	100%	key	
M 52 A200 E2 10 FS 04	50-75-100	100-96-92%	code	
M 52 A200 E2 10 FT 04	200	100%	code	

H 2000 mm

door 900 mm depth 598 mm

ART.		kg		
M 52 A200 C0 10 FY 04	50-75-100	100-96-92%	key	
M 52 A200 C0 10 FZ 04	200	100%	key	
M 52 A200 T2 10 FY 04	50-75-100	100-96-92%	code	
M 52 A200 T2 10 FZ 04	200	100%	code	

H 2000 mm

door 1900 mm depth 598 mm

ART.		kg		
M 52 A200 C0 10 FW 04	50-75-100	100-96-92%	key	
M 52 A200 C0 10 FX 04	200	100%	key	
M 52 A200 P5 10 FW 04	50-75-100	100-96-92%	code	
M 52 A200 P5 10 FX 04	200	100%	code	

MASTER 2040x598 mm

H 873 mm

single door

ART.		kg		
M 52 D085 C0 10 GJ 04		50-75-100	100-96-92%	key
M 52 D085 C0 10 GK 04		200	100%	key

H 1023 mm



single door

ART.		kg		
M 52 D100 C0 10 GQ 04		50-75-100	100-96-92%	key
M 52 D100 C0 10 GR 04		200	100%	key

kg CAPACITY EXTENSION CLOSING

H 873 mm

double door

ART.		kg		
M 52 D085 C0 10 GL 04	50-75-100	100-96-92%	key	
M 52 D085 C0 10 GM 04	200	100%	key	

H 1023 mm

double door

ART.		kg		
M 52 D100 C0 10 GW 04	50-75-100	100-96-92%	key	
M 52 D100 C0 10 GX 04	200	100%	key	

MASTER 2040x623 mm

H 1500 mm

6 drawers

75x2
75x2
100x2

double door

ART.	kg		
M 52 D150 C0 10 JE 04	50-75-100	100-96-92%	key
M 52 D150 C0 10 JF 04	200	100%	key

H 2000 mm

6 drawers

75x2
100x2
150x2

double door

ART.	kg		
M 52 D200 C0 10 JJ 04	50-75-100	100-96-92%	key
M 52 D200 C0 10 JK 04	200	100%	key

kg CAPACITY EXTENSION CLOSING

54x27 EH

ART. M 52 D200 C0 10 PD FP

MASTER 1094x599 mm

H 918 mm

ART.	kg			
M 52 R070 S0 10 31 04	50-75-100	100-96-92%	key	
M 52 R070 P2 10 31 04	50-75-100	100-96-92%	code	

Cabinet capacity 370 kg - Cabinet height without wheels mm 763

H 918 mm

ART.	kg			
M 52 R070 S0 10 44 04	50-75-100	100-96-92%	key	
M 52 R070 P2 10 44 04	50-75-100	100-96-92%	code	

Cabinet capacity 370 kg - Cabinet height without wheels mm 763

H 1068 mm

ART.	kg			
M 52 R085 S0 10 AK 04	50-75-100	100-96-92%	key	
M 52 R085 P2 10 AK 04	50-75-100	100-96-92%	code	

Cabinet capacity 370 kg - Cabinet height without wheels mm 913

H 1068 mm

ART.	kg			
M 52 R085 S0 10 AM 04	50-75-100	100-96-92%	key	
M 52 R085 P2 10 AM 04	50-75-100	100-96-92%	code	

Cabinet capacity 370 kg - Cabinet height without wheels mm 913

2 elastic swivel wheels with brake Ø 125 mm
2 elastic rubber fixed wheels Ø 125 mm

kg CAPACITY EXTENSION CLOSING

H 1218 mm

ART.	kg		
M 52 R100 S0 10 CQ 04	50-75-100	100-96-92%	key
M 52 R100 P2 10 CQ 04	50-75-100	100-96-92%	code

Cabinet capacity 370 kg - Cabinet height without wheels mm 1063

H 1218 mm

ART.	kg		
M 52 R100 S0 10 AW 04	50-75-100	100-96-92%	key
M 52 R100 P2 10 AW 04	50-75-100	100-96-92%	code

Cabinet capacity 370 kg - Cabinet height without wheels mm 1063

MASTER 1020x573 mm

CONFIGURE YOUR CABINET

	CHOOSE a height	CHOOSE a closure		CHOOSE a colour
M52	A040	C5	10 00	01

CABINET EMPTY

Cabinet load capacity 3100 kg

	HEIGHT		CLOSURE		COLOUR	
M52	A040	400 mm (working dim. 300 mm)	X0 with no bar and no lock	10 00	01	RAL 7000
	A070	700 mm (working dim. 600 mm)	C5* no lock		02	RAL 6011
	A080	800 mm (working dim. 700 mm)	C0* KEY cylinder lock		1G	RAL 3003
	A085	850 mm (working dim. 850 mm)	C1* KEY cylinder lock		1F	RAL 9002
	A100	1000 mm (working dim. 900 mm)	C2* KEY cylinder lock		48	RAL 5019
	A150	1500 mm (working dim. 1400 mm)	E2* CODE numerical code		39	RAL 7016
	A200	2000 mm (working dim. 1900 mm)	T2* CODE numerical code		04	RAL 5012
					08	RAL 7035
					35	RAL 9010
					34	RAL 5010

*COMPLETE WITH VERTEBRATE BAR

CABINET EMPTY
ready for wheels

	HEIGHT		CLOSURE		COLOUR	
M52	R070	763 mm (working dim. 600 mm)	S0 KEY cylinder lock	10 00	01	RAL 7000
	R085	913 mm (working dim. 750 mm)	S1 KEY cylinder lock		02	RAL 6011
	R100	1063 mm (working dim. 900 mm)	S2 KEY cylinder lock		1G	RAL 3003
			P2 CODE numerical code		1F	RAL 9002
			A1 CODE numerical code		48	RAL 5019
					39	RAL 7016
					04	RAL 5012
					08	RAL 7035
					35	RAL 9010
					34	RAL 5010

COMPLETE WITH VERTEBRATE BAR, 4-EDGE SHELF WITH PVC TOP, PAIR OF HANDLES, PAIR OF PLATES FOOTPRINT
Overall dim. mm 1094x599

CAPACITY EXTENSION CLOSING

FLEXIBLE EXTRACTION DRAWERS

ART. WITH Dark Grey plastic kit	ART. NO Plastic kit*	Usable dim. mm	Front H mm	kg	
M 52 C050 01 10 0F _ _	M 52 C050 01 00 0F _ _	906x447x31 H	50	50 - 75 - 100	100% - 96% - 92%
M 52 C075 01 10 0F _ _	M 52 C075 01 00 0F _ _	906x447x56 H	75	50 - 75 - 100	100% - 96% - 92%
M 52 C100 01 10 0F _ _	M 52 C100 01 00 0F _ _	906x447x81 H	100	50 - 75 - 100	100% - 96% - 92%
M 52 C125 01 10 0F _ _	M 52 C125 01 00 0F _ _	906x447x106 H	125	50 - 75 - 100	100% - 96% - 92%
M 52 C150 01 10 0F _ _	M 52 C150 01 00 0F _ _	906x447x131 H	150	50 - 75 - 100	100% - 96% - 92%
M 52 C200 01 10 0F _ _	M 52 C200 01 00 0F _ _	906x447x181 H	200	50 - 75 - 100	100% - 96% - 92%
M 52 C250 01 10 0F _ _	M 52 C250 01 00 0F _ _	906x447x231 H	250	50 - 75 - 100	100% - 96% - 92%
M 52 C300 01 10 0F _ _	M 52 C300 01 00 0F _ _	906x447x281 H	300	50 - 75 - 100	100% - 96% - 92%

*MATCH THE ITEM NUMBER TO ONE OF THE PLASTIC KITS AVAILABLE IN THE TABLE BELOW

TELESCOPIC EXTRACTION DRAWERS

ART. WITH Dark Grey plastic kit	ART. NO Plastic kit*	Usable dim. mm	Front H mm	kg	
M 52 C075 01 10 0T _ _	M 52 C075 01 00 0T _ _	906x447x56 H	75	200	100%
M 52 C100 01 10 0T _ _	M 52 C100 01 00 0T _ _	906x447x81 H	100	200	100%
M 52 C125 01 10 0T _ _	M 52 C125 01 00 0T _ _	906x447x106 H	125	200	100%
M 52 C150 01 10 0T _ _	M 52 C150 01 00 0T _ _	906x447x131 H	150	200	100%
M 52 C200 01 10 0T _ _	M 52 C200 01 00 0T _ _	906x447x181 H	200	200	100%
M 52 C250 01 10 0T _ _	M 52 C250 01 00 0T _ _	906x447x231 H	250	200	100%
M 52 C300 01 10 0T _ _	M 52 C300 01 00 0T _ _	906x447x281 H	300	200	100%

*MATCH THE ITEM NUMBER TO ONE OF THE PLASTIC KITS AVAILABLE IN THE TABLE BELOW

PLASTIC PARTS KIT
FOR EXTENSIBLE DRAWERS AND SHELVES

PLASTIC COLOURS	ART.
MEDITERRANEAN BLUE	M 50 PLS1 00 00 00 M1
SKY BLUE	M 50 PLS1 00 00 00 M2
GLAMOUR RED	M 50 PLS1 00 00 00 M3
RED CARPET	M 50 PLS1 00 00 00 M4
JUICY ORANGE	M 50 PLS1 00 00 00 M5
SUNNY YELLOW	M 50 PLS1 00 00 00 M6
FOREST GREEN	M 50 PLS1 00 00 00 M7

MASTER 1020x573 mm

FLEXIBLE RETRACTABLE SHELVES

ART. WITH Dark Grey plastic kit	ART. NO Plastic kit*	Usable dim. mm	Front H mm	kg	
M 52 C057 01 10 0F _ _	M 52 C057 01 00 0F _ _	906x447	70	50 - 75 - 100	100% - 96% - 92%

*MATCH THE ITEM NUMBER TO ONE OF THE PLASTIC KITS AVAILABLE IN THE TABLE BELOW

TELESCOPIC RETRACTABLE SHELVES

ART. WITH Dark Grey plastic kit	ART. NO Plastic kit*	Usable dim. mm	Front H mm	kg	
M 52 C057 01 10 0T _ _	M 52 C057 01 00 0T _ _	906x447	70	200	100%

*MATCH THE ITEM NUMBER TO ONE OF THE PLASTIC KITS AVAILABLE IN THE TABLE BELOW

ADJUSTABLE SHELF

ART.	Usable dim. mm	Total H mm	kg
M 52 PR25 00 00 01 _ _	963x478	60	100

CAN BE FITTED FRONTALLY TO THE VERTEBRATE BAR

PLASTIC PARTS KIT
FOR EXTENSIBLE DRAWERS AND SHELVES

PLASTIC COLOURS	ART.
MEDITERRANEAN BLUE	M 50 PLS1 00 00 00 M1
SKY BLUE	M 50 PLS1 00 00 00 M2
GLAMOUR RED	M 50 PLS1 00 00 00 M3
RED CARPET	M 50 PLS1 00 00 00 M4
JUICY ORANGE	M 50 PLS1 00 00 00 M5
SUNNY YELLOW	M 50 PLS1 00 00 00 M6
FOREST GREEN	M 50 PLS1 00 00 00 M7

kg CAPACITY EXTENSION CLOSING

54x27 EH

ART. M 52 A200 P5 11 PC GS

MASTER 1020x573 mm

Doors with cylinder

PAIR OF WING DOORS TOTAL HEIGHT

H CABINET mm	TYPE OF CLOSURE		ART. WITH Dark Grey plastic kit	ART. NO Plastic kit*
850	C0	KEY cylinder lock	M 50 P075 C0 10 10 _ _	M 50 P075 C0 00 10 _ _
	C1	KEY cylinder lock	M 50 P075 C1 10 10 _ _	M 50 P075 C1 00 10 _ _
	C2	KEY cylinder lock	M 50 P075 C2 10 10 _ _	M 50 P075 C2 00 10 _ _
1000	C0	KEY cylinder lock	M 50 P090 C0 10 10 _ _	M 50 P090 C0 00 10 _ _
	C1	KEY cylinder lock	M 50 P090 C1 10 10 _ _	M 50 P090 C1 00 10 _ _
	C2	KEY cylinder lock	M 50 P090 C2 10 10 _ _	M 50 P090 C2 00 10 _ _
1500	C0	KEY cylinder lock	M 50 P140 C0 10 10 _ _	M 50 P140 C0 00 10 _ _
	C1	KEY cylinder lock	M 50 P140 C1 10 10 _ _	M 50 P140 C1 00 10 _ _
	C2	KEY cylinder lock	M 50 P140 C2 10 10 _ _	M 50 P140 C2 00 10 _ _
2000	C0	KEY cylinder lock	M 50 P190 C0 10 10 _ _	M 50 P190 C0 00 10 _ _
	C1	KEY cylinder lock	M 50 P190 C1 10 10 _ _	M 50 P190 C1 00 10 _ _
	C2	KEY cylinder lock	M 50 P190 C2 10 10 _ _	M 50 P190 C2 00 10 _ _

*MATCH THE ITEM NUMBER TO ONE OF THE PLASTIC KITS AVAILABLE ON THE RIGHT TABLE

PAIR OF DOORS MUST BE ASSOCIATED WITH CABINETS WITH **C5** CLOSURE (WITHOUT LOCK) OR **X0** CLOSURE (WITHOUT VERTEBRATE BAR AND WITHOUT LOCK)

PAIR OF WING DOORS PARTIAL HEIGHT

DOOR FOOTPRINT H mm	TYPE OF CLOSURE		ART. WITH Dark Grey plastic kit	ART. NO Plastic kit*
775	C0	KEY cylinder lock	M 50 P077 C0 10 11 _ _	M 50 P077 C0 00 11 _ _
	C1	KEY cylinder lock	M 50 P077 C1 10 11 _ _	M 50 P077 C1 00 11 _ _
	C2	KEY cylinder lock	M 50 P077 C2 10 11 _ _	M 50 P077 C2 00 11 _ _

*MATCH THE ITEM NUMBER TO ONE OF THE PLASTIC KITS AVAILABLE ON THE RIGHT TABLE

DOORS WITH NUMERICAL CODE

PAIR OF WING DOORS TOTAL HEIGHT

H CABINET mm	TYPE OF CLOSURE		ART. WITH Dark Grey plastic kit	ART. NO Plastic kit*
850		P5 CODE numerical code	M 50 P075 P5 10 10 _ _	M 50 P075 P5 00 10 _ _
1000		P5 CODE numerical code	M 50 P090 P5 10 10 _ _	M 50 P090 P5 00 10 _ _
1500		P5 CODE numerical code	M 50 P140 P5 10 10 _ _	M 50 P140 P5 00 10 _ _
2000		P5 CODE numerical code	M 50 P190 P5 10 10 _ _	M 50 P190 P5 00 10 _ _

*MATCH THE ITEM NUMBER TO ONE OF THE PLASTIC KITS AVAILABLE IN THE TABLE BELOW

PAIR OF DOORS MUST BE ASSOCIATED WITH CABINETS WITH **C5** CLOSURE (WITHOUT LOCK) OR **X0** CLOSURE (WITHOUT VERTEBRATE BAR AND WITHOUT LOCK)

PAIR OF WING DOORS PARTIAL HEIGHT

DOOR FOOTPRINT H mm	TYPE OF CLOSURE	ART. WITH Dark Grey plastic kit	ART. NO Plastic kit*
775	A4 handle without keypad	M 50 P077 A4 10 11 _ _	M 50 P077 A4 00 11 _ _

*MATCH THE ITEM NUMBER TO ONE OF THE PLASTIC KITS AVAILABLE IN THE TABLE BELOW

PAIR OF DOORS MUST BE ASSOCIATED WITH CABINETS WITH THE FOLLOWING CLOSURES:
USE THE **T2** LOCK FOR THE CABINET WITHOUT WHEELS
USE THE **A1** LOCK FOR THE CABINET WITH WHEELS

REMOTE CONTROL

ART.	
M00VRC000000000	Receiver module with remote control
M00VRC000000100	Additional Remote Control

PLASTIC PARTS FOR PAIR OF DOORS

PLASTIC COLOURS	ART. KEY	ART. CODE
MEDITERRANEAN BLUE	M 00 PLS0 00 00 30 M1	M 00 PLS0 00 00 31 M1
SKY BLUE	M 00 PLS0 00 00 30 M2	M 00 PLS0 00 00 31 M2
GLAMOUR RED	M 00 PLS0 00 00 30 M3	M 00 PLS0 00 00 31 M3
RED CARPET	M 00 PLS0 00 00 30 M4	M 00 PLS0 00 00 31 M4
JUICY ORANGE	M 00 PLS0 00 00 30 M5	M 00 PLS0 00 00 31 M5
SUNNY YELLOW	M 00 PLS0 00 00 30 M6	M 00 PLS0 00 00 31 M6
FOREST GREEN	M 00 PLS0 00 00 30 M7	M 00 PLS0 00 00 31 M7

MASTER 2040x623 mm

EMPTY CABINET

WITH 2 SLIDING DOORS

CABINET WITH DOUBLE SLIDING DOOR WITHOUT VERTEBRATE BAR

H CABINET mm	TYPE OF CLOSURE	ART. WITH Dark Grey plastic kit	ART. NO plastic kit*
850 (working dim. 750 mm)	C0 KEY cylinder lock	M 52 D085 C0 10 0D _ _	M 52 D085 C0 00 0D _ _
	C1 KEY cylinder lock	M 52 D085 C1 10 0D _ _	M 52 D085 C1 00 0D _ _
	C2 KEY cylinder lock	M 52 D085 C2 10 0D _ _	M 52 D085 C2 00 0D _ _
1000 (working dim. 900 mm)	C0 KEY cylinder lock	M 52 D100 C0 10 0D _ _	M 52 D100 C0 00 0D _ _
	C1 KEY cylinder lock	M 52 D100 C1 10 0D _ _	M 52 D100 C1 00 0D _ _
	C2 KEY cylinder lock	M 52 D100 C2 10 0D _ _	M 52 D100 C2 00 0D _ _
1500 (working dim. 1400 mm)	C0 KEY cylinder lock	M 52 D150 C0 10 0D _ _	M 52 D150 C0 00 0D _ _
	C1 KEY cylinder lock	M 52 D150 C1 10 0D _ _	M 52 D150 C1 00 0D _ _
	C2 KEY cylinder lock	M 52 D150 C2 10 0D _ _	M 52 D150 C2 00 0D _ _
2000 (working dim. 1900 mm)	C0 KEY cylinder lock	M 52 D200 C0 10 0D _ _	M 52 D200 C0 00 0D _ _
	C1 KEY cylinder lock	M 52 D200 C1 10 0D _ _	M 52 D200 C1 00 0D _ _
	C2 KEY cylinder lock	M 52 D200 C2 10 0D _ _	M 52 D200 C2 00 0D _ _

*MATCH THE ITEM NUMBER TO ONE OF THE PLASTIC KITS AVAILABLE IN THE TABLE BELOW

PLASTIC PARTS
FOR SLIDING DOORS

PLASTIC COLOURS	ART. 2 SLIDING DOORS	ART. 1 SLIDING DOOR
MEDITERRANEAN BLUE	M 00 PLS0 00 00 50 M1	M 00 PLS0 00 00 40 M1
SKY BLUE	M 00 PLS0 00 00 50 M2	M 00 PLS0 00 00 40 M2
GLAMOUR RED	M 00 PLS0 00 00 50 M3	M 00 PLS0 00 00 40 M3
RED CARPET	M 00 PLS0 00 00 50 M4	M 00 PLS0 00 00 40 M4
JUICY ORANGE	M 00 PLS0 00 00 50 M5	M 00 PLS0 00 00 40 M5
SUNNY YELLOW	M 00 PLS0 00 00 50 M6	M 00 PLS0 00 00 40 M6
FOREST GREEN	M 00 PLS0 00 00 50 M7	M 00 PLS0 00 00 40 M7

EMPTY CABINET



WITH 1 SLIDING DOOR

CABINET WITH SINGLE SLIDING DOOR WITHOUT VERTEBRATE BAR

H CABINET mm	TYPE OF CLOSURE		ART. WITH Dark Grey plastic kit	ART. NO plastic kit*
850 (working dim. 750 mm)	C0	KEY cylinder lock	M 52 D085 C0 10 0S _ _	M 52 D085 C0 00 0S _ _
	C1	KEY cylinder lock	M 52 D085 C1 10 0S _ _	M 52 D085 C1 00 0S _ _
	C2	KEY cylinder lock	M 52 D085 C2 10 0S _ _	M 52 D085 C2 00 0S _ _
1000 (working dim. 900 mm)	C0	KEY cylinder lock	M 52 D100 C0 10 0S _ _	M 52 D100 C0 00 0S _ _
	C1	KEY cylinder lock	M 52 D100 C1 10 0S _ _	M 52 D100 C1 00 0S _ _
	C2	KEY cylinder lock	M 52 D100 C2 10 0S _ _	M 52 D100 C2 00 0S _ _

*MATCH THE ITEM NUMBER TO ONE OF THE PLASTIC KITS AVAILABLE IN THE TABLE ON THE LEFT

Single door with right-hand closing only. Only the left compartment is designed for the insertion of drawers and extensible shelves. The vertebrate shaft must be inserted in the presence of more than 2 drawers/extensible shelves for each compartment.

CYLINDER LOCK

TYPE OF CLOSURE	ART.
C0 KEY cylinder lock	M 52 V000 C0 00 00 00
C1 KEY cylinder lock	M 52 V000 C1 00 00 00
C2 KEY cylinder lock	M 52 V000 C2 00 00 00



VERTEBRATE BAR

WORKING H (mm) FOR DRAWER INSERTION	ART.
750	M 00 V075 00 00 00 00
900	M 00 V090 00 00 00 00
1400	M 00 V140 00 00 00 00
1900	M 00 V190 00 00 00 00

MASTER 1020x573 mm

3-EDGE TOP SHELF

ART.	dim. mm
M 52 T023 AG 00 31 07	1020x573x23 H

Pvc coated shelf for SINGLE CABINET. Black colour

4-EDGE TOP SHELF

ART.	dim. mm
M 52 T023 AG 00 41 07	1020x573x23 H

Pvc coated shelf for SINGLE CABINET. Black colour

ART. M 00 T023 AG 00 F0 00
CABINET TOP SHELF DRILLING FOR 4-EDGE SHELF FIXING

MULTIPLEX TOP SHELF

ART.	dim. mm
M 52 T040 MU 00 01 00	1020x573x40 H

For SINGLE CABINET



MDF TOP SHELF DIM. 1020x573x32 mm H

ART.	finishes	for cabinet
M 52 T030 MD GM 21 07	1 side profile	RH or LH final

MDF shelf with oil-proof top rubber coating. Black colour

OIL-PROOF RUBBER FINISHING

MDF TOP SHELF DIM. 1020x573x32 mm H

ART.	finishes	for cabinet
M 52 T030 MD GM 11 07	-	central

MDF shelf with oil-proof top rubber coating. Black colour

MDF SHELF APPLICATION



MDF TOP SHELF DIM. 1020x573x32 mm H

ART.	finishes	for cabinet
M 52 T030 MD GM 01 07	2 side profiles	single

MDF shelf with oil-proof top rubber coating. Black colour

ART. M 00 T030 MD 00 F0 00
CABINET TOP SHELF DRILLING FOR MDF AND MULTIPLEX SHELF FIXING INCLUDING FIXING SCREWS

MULTIPLEX TOP SHELF FOR CABINET WITH WHEELS
AVAILABLE ON REQUEST

HEIGHT RAISING PLINTH 50 mm

ART.		dim. mm
M 52 Z050 00 00 00 _ _		1018x572x50 H

HEIGHT RAISING PLINTH 100 mm

ART.		dim. mm
M 52 Z100 00 00 00 _ _		1018x572x100 H

PLINTHS FOR FORK LIFT TRUCK - Black colour RAL 9005

ART.		dim. mm
M 02 Z060 20 00 00 07	pair of plinths	200x569x60 H
M 50 Z060 21 00 00 07	facing piece	1014x46x55 H

ART.		dim. mm
M 02 Z100 20 00 00 07	pair of plinths	200x569x100 H
M 50 Z100 21 00 00 07	facing piece	1014x46x95 H

MASTER 1020x573 mm

ELASTIC RUBBER FIXED WHEEL

ART.	Ø mm	cabinet capacity kg	C mm
C RG BCE15 125	125	370	155
C RG BCE15 160	160	600	200

ELASTIC RUBBER SWIVEL WHEEL WITH BRAKE

ART.	Ø mm	cabinet capacity kg	C mm
C RG DCE15 125	125	370	155
C RG DCE15 160	160	600	200

NYLON FIXED WHEEL

ART.	Ø mm	cabinet capacity kg	C mm
C RN BAD10 100	100	205	128
C RN BAD11 125	125	370	155

NYLON SWIVEL WHEEL WITH BRAKE

ART.	Ø mm	cabinet capacity kg	C mm
C RN DAD10 100	100	205	128
C RN DAD11 125	125	370	155

SPARE PARTS - FIXING

SPARE LOCK

ART. M 00 CSR0 8800 00 00
Spare lock with two keys

SPARE KEY

ART. M 00 CF00 0000 00 00

Always specify the number indicated in the cylinder lock where you wish to replace the key

MASTER KEY

ART. M 00 PF.. 0000 00 00
Available in 23 series, numbered from F 01 to F 23.

Master key series F 01	ART. M 00 PF01 00 00 00 00
Master key series F 02	ART. M 00 PF02 00 00 00 00
Master key series F ..	ART. M 00 PF.. 00 00 00 00

CABINET-TO-CABINET FIXING SET

ART. M 00 FIS0 00 00 00 99
Cabinet-to-cabinet fixing set with 4 screws complete with M8 nuts

ART. M 00 SVR0 00 00 00 99
Drilling and hardware for fixing two overlapping cabinets

FLOOR FIXING SET

ART. F AG 9200 00 99
Pair of zinc-plated brackets for cabinet floor fixing

ART. F AG 9204 00 99
2 "HILTI" plugs for concrete floors ≥ to classes C20/25
Recommended traction of the plug: 2.9 kN
Plug diameter: Ø 6 mm

SPARE HANDLE

ART. M 00 PLS0 0000 22 M0
Replacement door handle available in Dark Grey.

OTHER COLOURS ON REQUEST

THE CABINETS MUST BE FIXED TO A FLOOR OR WALL IF OVERLAPPING,
THEY MUST BE FIXED EXCLUSIVELY TO WALLS AND THEIR CAPACITY DIVIDED BY TWO

54x27 EH

MASTER 1020x573 mm

Born To Be Extreme

EMPTY CABINET without vertebrate bar and without lock

H 400 mm Useful H 300 mm	H 700 mm Useful H 600 mm	H 800 mm Useful H 700 mm	H 850 mm Useful H 750 mm
M 52 A040 X0 10 00 _ _	M 52 A070 X0 10 00 _ _	M 52 A080 X0 10 00 _ _	M 52 A085 X0 10 00 _ _

VERTEBRATE BAR

The vertebrate bar is composed of an extruded aluminum profile spaced at a 25 mm interval to allow the insertion of a spring to prevent tipping the cabinet. The anti-tilt rod comes complete with plastic accessories and the upper structure designed for use with either the cylinder lock or the electronic lock.

ART.	Working H (mm) for drawer insertion
M 00 V030 00 00 00 00	300
M 00 V050 00 00 00 00	500
M 00 V060 00 00 00 00	600
M 00 V070 00 00 00 00	700
M 00 V075 00 00 00 00	750
M 00 V090 00 00 00 00	900

ART.	Working H (mm) for drawer insertion
M 00 V105 00 00 00 00	1050
M 00 V122 00 00 00 00	1225
M 00 V140 00 00 00 00	1400
M 00 V152 00 00 00 00	1525
M 00 V190 00 00 00 00	1900

CYLINDER LOCK (KEY)

CYLINDER LOCK CLOSURE COMPLETE WITH:
- 1 cylinder lock with 2 keys
- 1 steel wire with sheath
- 1 front pin assembly
- 1 back pin assembly

ART.		
M 52 V000 C0 00 00 00	C0	CYLINDER LOCK WITH DIFFERENT NUMBERING
M 52 V000 C1 00 00 00	C1	CYLINDER LOCK FOR SETS OF 160 NUMBERS
M 52 V000 C2 00 00 00	C2	CYLINDER LOCK WITH SAME NUMBERING

For Experts Only

H 1000 mm Useful H 900 mm	H 1500 mm Useful H 1400 mm	H 2000 mm Useful H 1900 mm
M 52 A100 X0 10 00 _ _	M 52 A150 X0 10 00 _ _	M 52 A200 X0 10 00 _ _

NUMERICAL CODE LOCK

ART.		
M 52 V000 E2 00 00 00	E2	BAR OPENING/CLOSING (battery power supply)
M 52 V000 E5 00 00 00	E5	BAR OPENING/CLOSING (mains power supply)
M 52 V000 T2 00 00 00	T2	DOOR + BAR OPENING/CLOSING (battery power supply)
M 52 V000 T3 00 00 00	T3	DOOR + BAR OPENING/CLOSING (mains power supply)

ART. REMOTE CONTROL	
M 00 VRC0 00 00 00 00	Receiver module with remote control
M 00 VRC0 00 00 01 00	Additional Remote Control

SHELVES FOR LOCKS AND ADJUSTABLE SHELVES

TOP SHELF FOR LOCKS

ART.	Front H mm	kg
M 52 PS46 00 10 00 _ _	46	150

Dim. mm 969x571x46 H

BOTTOM SHELF FOR LOCKS

ART.	Front H mm	kg
M 52 PS46 10 10 00 _ _	46	150

Dim. mm 969x571x46 H

ADJUSTABLE SHELF

ART.	Total H mm	kg
M 52 PR25 00 00 01 _ _	60	100

Usable dim. mm 963x478x60 H

SLOTTED ADJUSTABLE SHELF

ART.	Front H mm	kg
M 52 PR35 10 00 01 _ _	35	300

Dim. mm 969x568x35 H

54x27 EH

PARTITIONING MATERIAL

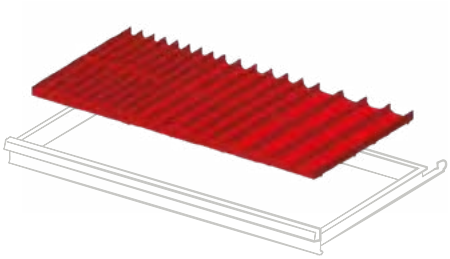

ART.	for front height mm
F FH 4005 12 00	50 - 300

Set including: 6 partitions 4 grooves, 6 partitions 3 grooves, 6 partitions 2 grooves, 15 plain partitions 36 mm, 10 plain partitions 47 mm, 6 plain partitions 73 mm

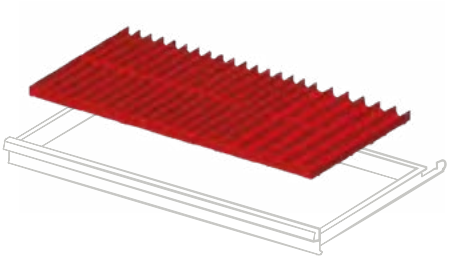

ART.	for front height mm
F FH 4005 15 00	50 - 300

Set including: 12 partitions 4 grooves, 6 partitions 3 grooves, 30 plain partitions 36 mm, 10 plain partitions 47 mm

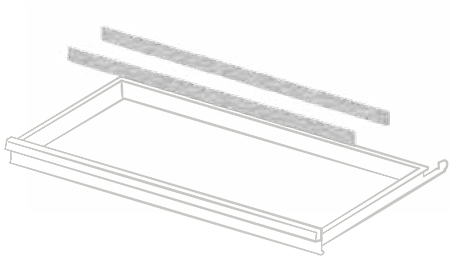

ART.	for front height mm
F FH 4005 01 00	50
F FH 4007 01 00	75
F FH 4010 01 00	100 - 125
F FH 4015 01 00	150
F FH 4020 01 00	200 - 250
F FH 4030 01 00	300

Set including: 2 plain partitions 914 mm

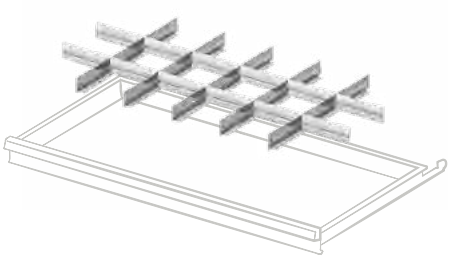

ART.	for front height mm
F FH 4005 03 00	50
F FH 4007 03 00	75
F FH 4010 03 00	100 - 125
F FH 4015 03 00	150
F FH 4020 03 00	200 - 250

Set including: 5 slotted partitions 455 mm, 12 plain partitions 149 mm

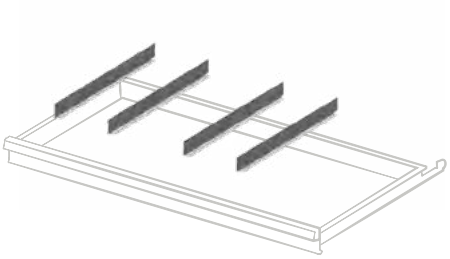

ART.	for front height mm
F FH 4005 04 00	50
F FH 4007 04 00	75
F FH 4010 04 00	100 - 125
F FH 4015 04 00	150
F FH 4020 04 00	200 - 250

Set including: 4 plain partitions 455 mm

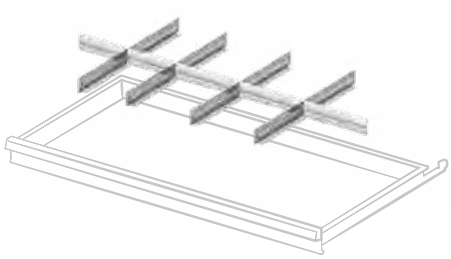

ART.	for front height mm
F FH 4005 05 00	50
F FH 4007 05 00	75
F FH 4010 05 00	100 - 125
F FH 4015 05 00	150
F FH 4020 05 00	200 - 250

Set including: 4 slotted partitions 455 mm, 2 plain partitions 149 mm, 3 plain partitions 200 mm

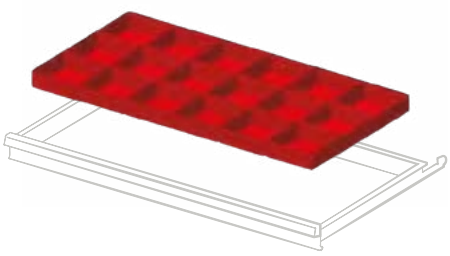

ART.	for front height mm
F FH 4005 11 00	50
F FH 4007 11 00	75
F FH 4010 11 00	100 - 125

Set including: 18 plastic boxes 150x150 mm

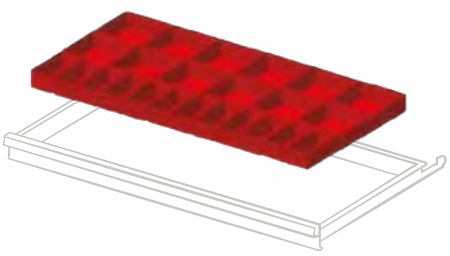

ART.	for front height mm
F FH 4005 13 00	50
F FH 4007 13 00	75
F FH 4010 13 00	100 - 125

Set including: 12 plastic boxes 150x75 mm, 12 plastic boxes 150x150 mm

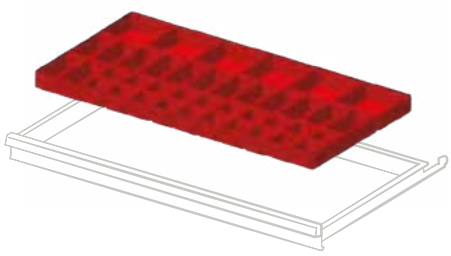

ART.	for front height mm
F FH 4005 16 00	50
F FH 4007 16 00	75

Set including: 20 plastic boxes 75x75 mm, 14 plastic boxes 150x75 mm, 6 plastic boxes 150x150 mm

CONFIGURE A FAMI DRAWER WITH BETA TOOLS

ART. F FH 4007 50 07
Drawer pre-setting kit for Beta thermoformed trays consisting of:
no. 4 F HC 6071 00 07
no. 4 F HC 6471 00 07
no. 1 F HA 2150 00 99

1 unit = 1 Beta thermoformed tray (367x147 mm)
2 unit = 1 Beta thermoformed tray (367x294 mm)
4 unit = 1 Beta thermoformed tray (367x588 mm)

EXAMPLES OF TERMOFORMED TRAY USE

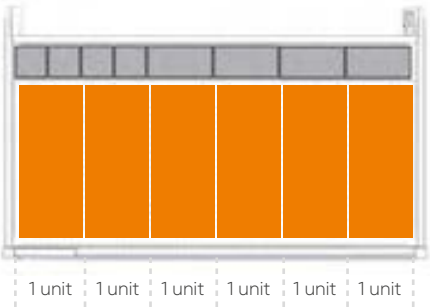

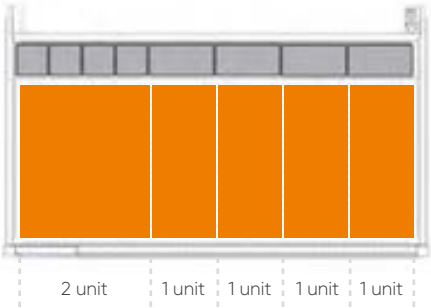

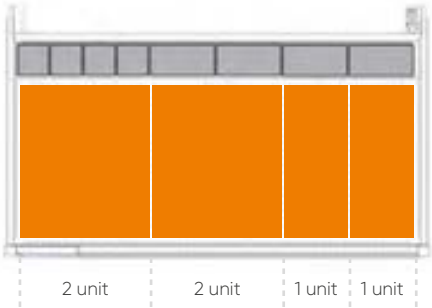

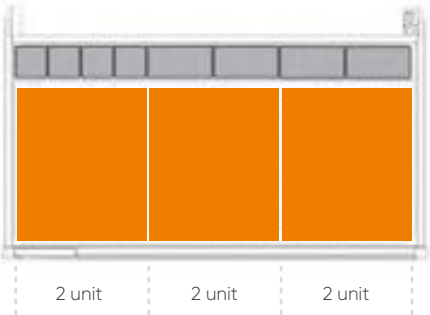

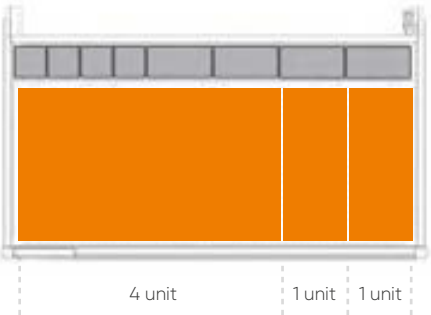

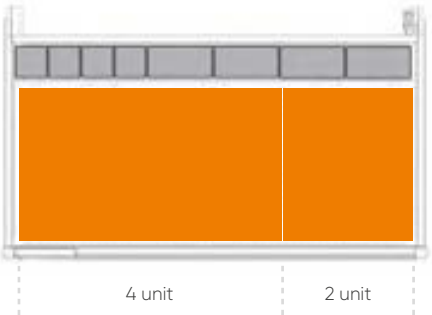

MASTER 561x726 mm

METAL COLOURS

GREY RAL 7000 .01	GREEN RAL 6011 .02
BLUE RAL 5012 .04	GREY RAL 7035 .08
GREY WHITE RAL 9002 .1F	RUBY RED RAL 3003 .1G
GENTIAN BLUE RAL 5010 .34	PURE WHITE RAL 9010 .35
ANTHRACITE GREY RAL 7016 .39	BLUE CAPRI RAL 5019 .48

- **ART. M 23 A100 C0 10 AZ 04**
  H = 1000 mm - 7 drawers

PLASTIC COLOURS

DARK GREY .M0	MEDITERRANEAN BLUE .M1	SKY BLUE .M2	GLAMOUR RED .M3
RED CARPET .M4	JUICE ORANGE .M5	SUNNY YELLOW .M6	FOREST GREEN .M7

KEY

SHELF/ DRAWER CAPACITY

SHELF/ DRAWER EXTENSION

CABINET CLOSURE

! ALL INDICATED LOAD CAPACITY VALUES ARE NET AND REFER TO EVENLY DISTRIBUTED WEIGHTS

H 400 mm

ART.		kg		
M 23 A040 C0 10 04 04	50-75-100	100-96-92%	key	
M 23 A040 E2 10 04 04	50-75-100	100-96-92%	code	

H 400 mm

ART.		kg		
M 23 A040 C0 10 02 04	50-75-100	100-96-92%	key	
M 23 A040 E2 10 02 04	50-75-100	100-96-92%	code	

H 600 mm

ART.		kg		
M 23 A060 C0 10 20 04	50-75-100	100-96-92%	key	
M 23 A060 E2 10 20 04	50-75-100	100-96-92%	code	

H 600 mm

door 425 mm

depth 751 mm

ART.		kg		
M 23 A060 C0 10 17 04	50-75-100	100-96-92%	key	
M 23 A060 T2 10 17 04	50-75-100	100-96-92%	code	

H 700 mm

ART.		kg		
M 23 A070 C0 10 49 04	50-75-100	100-96-92%	key	
M 23 A070 E2 10 49 04	50-75-100	100-96-92%	code	

H 700 mm

ART.		kg		
M 23 A070 C0 10 35 04	50-75-100	100-96-92%	key	
M 23 A070 E2 10 35 04	50-75-100	100-96-92%	code	

MASTER 561x726 mm

H 700 mm

ART.		kg		
M 23 A070 C0 10 32 04		50-75-100	100-96-92%	key
M 23 A070 E2 10 32 04		50-75-100	100-96-92%	code

H 700 mm

door 425 mm depth 751 mm

ART.		kg		
M 23 A070 C0 10 30 04		50-75-100	100-96-92%	key
M 23 A070 T2 10 30 04		50-75-100	100-96-92%	code

H 800 mm

ART.		kg		
M 23 A080 C0 10 54 04		50-75-100	100-96-92%	key
M 23 A080 E2 10 54 04		50-75-100	100-96-92%	code

H 800 mm

ART.		kg		
M 23 A080 C0 10 56 04		50-75-100	100-96-92%	key
M 23 A080 E2 10 56 04		50-75-100	100-96-92%	code

H 800 mm

ART.		kg		
M 23 A080 C0 10 66 04		50-75-100	100-96-92%	key
M 23 A080 E2 10 66 04		50-75-100	100-96-92%	code

H 800 mm

door 425 mm depth 751 mm

ART.		kg		
M 23 A080 C0 10 57 04		50-75-100	100-96-92%	key
M 23 A080 T2 10 57 04		50-75-100	100-96-92%	code

kg CAPACITY EXTENSION CLOSING

H 850 mm

ART.		kg		
M 23 A085 C0 10 93 04	50-75-100	100-96-92%	key	
M 23 A085 E2 10 93 04	50-75-100	100-96-92%	code	

H 850 mm

ART.		kg		
M 23 A085 C0 10 91 04	50-75-100	100-96-92%	key	
M 23 A085 E2 10 91 04	50-75-100	100-96-92%	code	

H 850 mm

ART.		kg		
M 23 A085 C0 10 95 04	50-75-100	100-96-92%	key	
M 23 A085 E2 10 95 04	50-75-100	100-96-92%	code	

H 850 mm

door 625 mm

depth 751 mm

ART.		kg		
M 23 A085 C0 10 99 04	50-75-100	100-96-92%	key	
M 23 A085 T2 10 99 04	50-75-100	100-96-92%	code	

H 1000 mm

ART.		kg		
M 23 A100 C0 10 AZ 04	50-75-100	100-96-92%	key	
M 23 A100 E2 10 AZ 04	50-75-100	100-96-92%	code	

H 1000 mm

door 625 mm

depth 751 mm

ART.		kg		
M 23 A100 C0 10 BD 04	50-75-100	100-96-92%	key	
M 23 A100 T2 10 BD 04	50-75-100	100-96-92%	code	

MASTER 587x800 mm

H 818 mm

ART.		kg		
M 23 R060 S0 10 20 04	50-75-100	100-96-92%	key	
M 23 R060 P2 10 20 04	50-75-100	100-96-92%	code	

Cabinet capacity 235 kg - Cabinet height without wheels mm 663

H 818 mm

ART.		kg		
M 23 R060 S0 10 21 04	50-75-100	100-96-92%	key	
M 23 R060 P2 10 21 04	50-75-100	100-96-92%	code	

Cabinet capacity 235 kg - Cabinet height without wheels mm 663

H 918 mm

ART.		kg		
M 23 R070 S0 10 34 04	50-75-100	100-96-92%	key	
M 23 R070 P2 10 34 04	50-75-100	100-96-92%	code	

Cabinet capacity 235 kg - Cabinet height without wheels mm 763

H 918 mm

ART.		kg		
M 23 R070 S0 10 31 04	50-75-100	100-96-92%	key	
M 23 R070 P2 10 31 04	50-75-100	100-96-92%	code	

Cabinet capacity 235 kg - Cabinet height without wheels mm 763

2 standard rubber swivel wheels with brake Ø 125 mm
2 standard rubber fixed wheels Ø 125 mm

kg CAPACITY EXTENSION CLOSING

H 1018 mm

ART.		kg		
M 23 R080 S0 10 63 04	50-75-100	100-96-92%	key	
M 23 R080 P2 10 63 04	50-75-100	100-96-92%	code	

Cabinet capacity 235 kg - Cabinet height without wheels mm 863

H 1018 mm

ART.		kg		
M 23 R080 S0 10 56 04	50-75-100	100-96-92%	key	
M 23 R080 P2 10 56 04	50-75-100	100-96-92%	code	

Cabinet capacity 235 kg - Cabinet height without wheels mm 863

H 1068 mm

ART.		kg		
M 23 R085 S0 10 94 04	50-75-100	100-96-92%	key	
M 23 R085 P2 10 94 04	50-75-100	100-96-92%	code	

Cabinet capacity 235 kg - Cabinet height without wheels mm 913

H 1068 mm

ART.		kg		
M 23 R085 S0 10 95 04	50-75-100	100-96-92%	key	
M 23 R085 P2 10 95 04	50-75-100	100-96-92%	code	

Cabinet capacity 235 kg - Cabinet height without wheels mm 913

2 standard rubber swivel wheels with brake Ø 125 mm
2 standard rubber fixed wheels Ø 125 mm

MASTER 587x800 mm

H 1218 mm

ART.	kg		
M 23 R100 S0 10 AY 04	50-75-100	100-96-92%	key
M 23 R100 P2 10 AY 04	50-75-100	100-96-92%	code

Cabinet capacity 235 kg - Cabinet height without wheels mm 1063

H 1218 mm

ART.	kg		
M 23 R100 S0 10 AZ 04	50-75-100	100-96-92%	key
M 23 R100 P2 10 AZ 04	50-75-100	100-96-92%	code

Cabinet capacity 235 kg - Cabinet height without wheels mm 1063

2 standard rubber swivel wheels with brake Ø 125 mm
2 standard rubber fixed wheels Ø 125 mm

kg CAPACITY EXTENSION CLOSING

27x36 EH

ART. M 23 R080 P2 15 NM 39

MASTER 561x726 mm

CONFIGURE YOUR CABINET

	CHOOSE a height	CHOOSE a closure		CHOOSE a colour
M23	A040	C5	10 00	01

EMPTY CABINET

Cabinet load capacity 3100 kg

	HEIGHT		CLOSURE			COLOUR	
M23	A040	400 mm (working dim. 300 mm)	X0 no bar and no lock		10 00	01	RAL 7000
	A060	600 mm (working dim. 500 mm)	C5* no lock			02	RAL 6011
	A070	700 mm (working dim. 600 mm)	C0* KEY cylinder lock			1G	RAL 3003
	A080	800 mm (working dim. 700 mm)	C1* KEY cylinder lock			1F	RAL 9002
	A085	850 mm (working dim. 750 mm)	C2* KEY cylinder lock			48	RAL 5019
	A100	1000 mm (working dim. 900 mm)	E2* CODE numerical code			39	RAL 7016
	A150	1500 mm (working dim. 1400 mm)	T2* CODE numerical code			04	RAL 5012
	A200	2000 mm (working dim. 1900 mm)				08	RAL 7035
						35	RAL 9010
						34	RAL 5010

*COMPLETE WITH VERTEBRATE BAR

EMPTY CABINET pre-set for wheels

	HEIGHT		CLOSURE			COLOUR	
M23	R060	663 mm (working dim. 500 mm)	S0 KEY cylinder lock		10 00	01	RAL 7000
	R070	763 mm (working dim. 600 mm)	S1 KEY cylinder lock			02	RAL 6011
	R080	863 mm (working dim. 700 mm)	S2 KEY cylinder lock			1G	RAL 3003
	R085	913 mm (working dim. 750 mm)	P2 CODE numerical code			1F	RAL 9002
	R100	1063 mm (working dim. 900 mm)	A1 CODE numerical code			48	RAL 5019
						39	RAL 7016
						04	RAL 5012
						08	RAL 7035
						35	RAL 9010
						34	RAL 5010

COMPLETE WITH VERTEBRATE BAR, 4-EDGE SHELF WITH PVC TOP, PAIR OF HANDLES, PAIR OF PLATES FOOTPRINT
Overall dim. mm 587x800

kg CAPACITY EXTENSION CLOSING

FLEXIBLE EXTENSION DRAWERS

ART. WITH Dark Grey plastic kit	ART. NO plastic kit*	Usable dim. mm	Front H mm	kg	
M 23 C050 01 10 0F _ _	M 23 C050 01 00 0F _ _	447x600x31 H	50	50 - 75 - 100	100% - 96% - 92%
M 23 C075 01 10 0F _ _	M 23 C075 01 00 0F _ _	447x600x56 H	75	50 - 75 - 100	100% - 96% - 92%
M 23 C100 01 10 0F _ _	M 23 C100 01 00 0F _ _	447x600x81 H	100	50 - 75 - 100	100% - 96% - 92%
M 23 C125 01 10 0F _ _	M 23 C125 01 00 0F _ _	447x600x106 H	125	50 - 75 - 100	100% - 96% - 92%
M 23 C150 01 10 0F _ _	M 23 C150 01 00 0F _ _	447x600x131 H	150	50 - 75 - 100	100% - 96% - 92%
M 23 C200 01 10 0F _ _	M 23 C200 01 00 0F _ _	447x600x181 H	200	50 - 75 - 100	100% - 96% - 92%
M 23 C250 01 10 0F _ _	M 23 C250 01 00 0F _ _	447x600x231 H	250	50 - 75 - 100	100% - 96% - 92%
M 23 C300 01 10 0F _ _	M 23 C300 01 00 0F _ _	447x600x281 H	300	50 - 75 - 100	100% - 96% - 92%

*MATCH THE ITEM NUMBER TO ONE OF THE PLASTIC KITS AVAILABLE IN THE TABLE BELOW

TELESCOPIC EXTRACTION DRAWERS

ART. WITH Dark Grey plastic kit	ART. NO plastic kit*	Usable dim. mm	Front H mm	kg	
M 23 C075 01 10 0T _ _	M 23 C075 01 00 0T _ _	447x600x56 H	75	200	100%
M 23 C100 01 10 0T _ _	M 23 C100 01 00 0T _ _	447x600x81 H	100	200	100%
M 23 C125 01 10 0T _ _	M 23 C125 01 00 0T _ _	447x600x106 H	125	200	100%
M 23 C150 01 10 0T _ _	M 23 C150 01 00 0T _ _	447x600x131 H	150	200	100%
M 23 C200 01 10 0T _ _	M 23 C200 01 00 0T _ _	447x600x181 H	200	200	100%
M 23 C250 01 10 0T _ _	M 23 C250 01 00 0T _ _	447x600x231 H	250	200	100%
M 23 C300 01 10 0T _ _	M 23 C300 01 00 0T _ _	447x600x281 H	300	200	100%

*MATCH THE ITEM NUMBER TO ONE OF THE PLASTIC KITS AVAILABLE IN THE TABLE BELOW

PLASTIC KIT
FOR EXTENSIBLE DRAWERS AND SHELVES

PLASTIC COLOUR	ART.
MEDITERRANEAN BLUE	M 20 PLS1 00 00 00 M1
SKY BLUE	M 20 PLS1 00 00 00 M2
GLAMOUR RED	M 20 PLS1 00 00 00 M3
RED CARPET	M 20 PLS1 00 00 00 M4
JUICY ORANGE	M 20 PLS1 00 00 00 M5
SUNNY YELLOW	M 20 PLS1 00 00 00 M6
FOREST GREEN	M 20 PLS1 00 00 00 M7

MASTER 561x726 mm

FLEXIBLE EXTENSIBLE SHELVES

ART. WITH Dark Grey plastic kit	ART. NO Plastic kit*	Usable dim. mm	Front H mm	kg	
M 23 C057 01 10 0F _ _	M 23 C057 01 00 0F _ _	447x600	70	50 - 75 - 100	100% - 96% - 92%

*MATCH THE ITEM NUMBER TO ONE OF THE PLASTIC KITS AVAILABLE IN THE TABLE BELOW

TELESCOPIC EXTENSIBLE SHELVES

ART. WITH Dark Grey plastic kit	ART. NO Plastic kit*	Usable dim. mm	Front H mm	kg	
M 23 C057 01 10 0T _ _	M 23 C057 01 00 0T _ _	447x600	70	200	100%

*MATCH THE ITEM NUMBER TO ONE OF THE PLASTIC KITS AVAILABLE IN THE TABLE BELOW

ADJUSTABLE SHELF

ART.	Usable dim. mm	Total H mm	kg
M 23 PR25 00 00 01 _ _	504x631	60	70

CAN BE FITTED FRONTALLY TO THE VERTEBRATE BAR

PLASTIC KIT
FOR EXTENSIBLE DRAWERS AND SHELVES

PLASTIC COLOURS	ART.
MEDITERRANEAN BLUE	M 20 PLS1 00 00 00 M1
SKY BLUE	M 20 PLS1 00 00 00 M2
GLAMOUR RED	M 20 PLS1 00 00 00 M3
RED CARPET	M 20 PLS1 00 00 00 M4
JUICY ORANGE	M 20 PLS1 00 00 00 M5
SUNNY YELLOW	M 20 PLS1 00 00 00 M6
FOREST GREEN	M 20 PLS1 00 00 00 M7

kg CAPACITY EXTENSION CLOSING

27x36 EH

ART. M 23 A150 X0 14 NH AE

HINGED DOORS WITH CYLINDER

FULL HEIGHT HINGED DOORS - REVERSIBLE

CABINET H mm	TYPE OF CLOSURE		ART. WITH Dark Grey plastic kit	ART. NO Plastic kit*
600	C0	KEY cylinder lock	M 20 P050 C0 10 00 _ _	M 20 P050 C0 00 00 _ _
	C1	KEY cylinder lock	M 20 P050 C1 10 00 _ _	M 20 P050 C1 00 00 _ _
	C2	KEY cylinder lock	M 20 P050 C2 10 00 _ _	M 20 P050 C2 00 00 _ _
700	C0	KEY cylinder lock	M 20 P060 C0 10 00 _ _	M 20 P060 C0 00 00 _ _
	C1	KEY cylinder lock	M 20 P060 C1 10 00 _ _	M 20 P060 C1 00 00 _ _
	C2	KEY cylinder lock	M 20 P060 C2 10 00 _ _	M 20 P060 C2 00 00 _ _

*MATCH THE ITEM NUMBER TO ONE OF THE PLASTIC KITS AVAILABLE IN THE TABLE ON THE RIGHT

PAIR OF DOORS MUST BE ASSOCIATED WITH CABINETS WITH **C5** CLOSURE (WITHOUT LOCK) OR **X0** CLOSURE (WITHOUT VERTEBRATE BAR AND WITHOUT LOCK)

PARTIAL HEIGHT HINGED DOORS - REVERSIBLE

CABINET H mm	TYPE OF CLOSURE		ART. WITH Dark Grey plastic kit	ART. NO Plastic kit*
425	C0	KEY cylinder lock	M 20 P042 C0 10 01 _ _	M 20 P042 C0 00 01 _ _
	C1	KEY cylinder lock	M 20 P042 C1 10 01 _ _	M 20 P042 C1 00 01 _ _
	C2	KEY cylinder lock	M 20 P042 C2 10 01 _ _	M 20 P042 C2 00 01 _ _
525	C0	KEY cylinder lock	M 20 P052 C0 10 01 _ _	M 20 P052 C0 00 01 _ _
	C1	KEY cylinder lock	M 20 P052 C1 10 01 _ _	M 20 P052 C1 00 01 _ _
	C2	KEY cylinder lock	M 20 P052 C2 10 01 _ _	M 20 P052 C2 00 01 _ _
625	C0	KEY cylinder lock	M 20 P062 C0 10 01 _ _	M 20 P062 C0 00 01 _ _
	C1	KEY cylinder lock	M 20 P062 C1 10 01 _ _	M 20 P062 C1 00 01 _ _
	C2	KEY cylinder lock	M 20 P062 C2 10 01 _ _	M 20 P062 C2 00 01 _ _

*MATCH THE ITEM NUMBER TO ONE OF THE PLASTIC KITS AVAILABLE IN THE TABLE ON THE RIGHT

HINGED DOORS WITH NUMERICAL CODE

FULL HEIGHT HINGED DOORS - RIGHT-HAND OPENING ONLY

CABINET H mm	TYPE OF CLOSURE	ART. WITH Dark Grey plastic kit	ART. NO Plastic kit*
600	P5 CODE numerical code	M 20 P050 P5 10 00 _ _	M 20 P050 P5 00 00 _ _
700	P5 CODE numerical code	M 20 P060 P5 10 00 _ _	M 20 P060 P5 00 00 _ _

*MATCH THE ITEM NUMBER TO ONE OF THE PLASTIC KITS AVAILABLE IN THE TABLE BELOW

PAIR OF DOORS MUST BE ASSOCIATED WITH CABINETS WITH **C5** CLOSURE (WITHOUT LOCK) OR **X0** CLOSURE (WITHOUT VERTEBRATE BAR AND WITHOUT LOCK)

PARTIAL HEIGHT HINGED DOORS - REVERSIBLE

DOOR FOOTPRINT H mm	TYPE OF CLOSURE	ART. WITH Dark Grey plastic kit	ART. NO Plastic kit*
425	A4 handle without keypad	M 20 P042 A4 10 01 _ _	M 20 P042 A4 00 01 _ _
525	A4 handle without keypad	M 20 P052 A4 10 01 _ _	M 20 P052 A4 00 01 _ _
625	A4 handle without keypad	M 20 P062 A4 10 01 _ _	M 20 P062 A4 00 01 _ _

*MATCH THE ITEM NUMBER TO ONE OF THE PLASTIC KITS AVAILABLE IN THE TABLE BELOW

PAIR OF DOORS MUST BE ASSOCIATED WITH CABINETS WITH THE FOLLOWING CLOSURES:
USE THE **T2** LOCK FOR THE CABINET WITHOUT WHEELS
USE THE **A1** LOCK FOR THE CABINET WITH WHEELS

REMOTE CONTROL

ART.	
M 00 VRC0 00 00 00 00	Receiver module with remote control
M 00 VRC0 00 00 01 00	Additional remote control

PLASTIC KIT
FOR HINGED DOORS

PLASTIC COLOUR	ART. KEY	ART. CODE
MEDITERRANEAN BLUE	M 00 PLS0 00 00 20 M1	M 00 PLS0 00 00 21 M1
SKY BLUE	M 00 PLS0 00 00 20 M2	M 00 PLS0 00 00 21 M2
GLAMOUR RED	M 00 PLS0 00 00 20 M3	M 00 PLS0 00 00 21 M3
RED CARPET	M 00 PLS0 00 00 20 M4	M 00 PLS0 00 00 21 M4
JUICY ORANGE	M 00 PLS0 00 00 20 M5	M 00 PLS0 00 00 21 M5
SUNNY YELLOW	M 00 PLS0 00 00 20 M6	M 00 PLS0 00 00 21 M6
FOREST GREEN	M 00 PLS0 00 00 20 M7	M 00 PLS0 00 00 21 M7

MASTER 561x726 mm

3-EDGE TOP SHELF

ART.	dim. mm
M 23 T023 AG 00 31 07	561x726x23 H

Pvc coated shelf for SINGLE CABINET. Black colour

4-EDGE TOP SHELF

ART.	dim. mm
M 23 T023 AG 00 41 07	561x726x23 H

Pvc coated shelf for SINGLE CABINET. Black colour

ART. M 00 T023 AG 00 F0 00
CABINET TOP SHELF DRILLING FOR 4-EDGE SHELF FIXING

MULTIPLEX TOP SHELF

ART.	dim. mm
M 23 T040 MU 00 01 00	561x726x40 H

For SINGLE CABINET



MDF TOP SHELF DIM. 561x726x32 mm H

ART.	finishes	for cabinet
M 23 T030 MD GM 21 07	1 side profile	RH or LH final

MDF shelf with oil-proof top rubber coating. Black colour

MDF TOP SHELF DIM. 561x726x32 mm H

ART.	finishes	for cabinet
M 23 T030 MD GM 11 07	-	central

MDF shelf with oil-proof top rubber coating. Black colour



MDF TOP SHELF DIM. 561x726x32 mm H

ART.	finishes	for cabinet
M 23 T030 MD GM 01 07	2 side profiles	single

MDF shelf with oil-proof top rubber coating. Black colour

ART. M 00 T030 MD 00 F0 00
CABINET TOP SHELF DRILLING FOR MDF AND MULTIPLEX SHELF FIXING INCLUDING FIXING SCREWS

OIL-PROOF RUBBER FINISHING

MDF SHELF APPLICATION

HEIGHT RAISING PLINTH 50 mm

ART.	dim. mm
M 23 Z050 00 00 00 _ _	559x725x50 H

HEIGHT RAISING PLINTH 100 mm

ART.	dim. mm
M 23 Z100 00 00 00 _ _	559x725x100 H

MASTER 561x726 mm

STANDAR RUBBER FIXED WHEEL

ART.	Ø mm	cabinet capacity kg	C mm
C RG BAC11 100	100	160	128
C RG BAC12 125	125	235	155

STANDARD RUBBER SWIVEL WHEEL WITH BRAKE

ART.	Ø mm	cabinet capacity kg	C mm
C RG DAC11 100	100	160	128
C RG DAC12 125	125	235	155

NYLON FIXED WHEEL

ART.	Ø mm	cabinet capacity kg	C mm
C RN BAD10 100	100	310	128
C RN BAD11 125	125	475	155

NYLON SWIVEL WHEEL WITH BRAKE

ART.	Ø mm	cabinet capacity kg	C mm
C RN DAD10 100	100	310	128
C RN DAD11 125	125	475	155

SPARE PARTS - FIXING

SPARE LOCK

ART. M 00 CSR0 8800 00 00
Spare lock with two keys

SPARE KEY

ART. M 00 CF00 0000 00 00

Always specify the number indicated in the cylinder lock where you wish to replace the key

MASTER KEY

ART. M 00 PF.. 0000 00 00
Available in 23 series, numbered from F 01 to F 23.

Master key series F 01	ART. M 00 PF01 00 00 00 00
Master key series F 02	ART. M 00 PF02 00 00 00 00
Master key series F ..	ART. M 00 PF.. 00 00 00 00

CABINET-TO-CABINET FIXING SET

ART. M 00 FIS0 00 00 00 99
Cabinet-to-cabinet fixing set with 4 screws complete with M8 nuts

ART. M 00 SVR0 00 00 00 99
Drilling and hardware for fixing two overlapping cabinets

FLOOR FIXING SET

ART. F AG 9200 00 99
Pair of zinc-plated brackets for cabinet floor fixing

ART. F AG 9204 00 99
2 "HILTI" stud anchors suitable for non-cracked concrete floors ≥ class C20/25
Recommended anchor strength: 2.9 KN
Anchor diameter: Ø 6 mm

SPARE HANDLE

ART. M 00 PLS0 0000 22 M0
Replacement door handle available in Dark Grey.

OTHER COLOURS ON REQUEST

THE CABINETS MUST BE FIXED TO A FLOOR OR WALL IF OVERLAPPING, THEY MUST BE FIXED EXCLUSIVELY TO WALLS AND THEIR CAPACITY DIVIDED BY TWO

27x36 EH

MASTER 561x726 mm

Born To Be Extreme

EMPTY CABINET without vertebrate bar and without lock

H 400 mm Useful H 300 mm	H 600 mm Useful H 500 mm	H 700 mm Useful H 600 mm	H 800 mm Useful H 700 mm	H 850 mm Useful H 750 mm
M 23 A040 X0 10 00 _ _	M 23 A060 X0 10 00 _ _	M 23 A070 X0 10 00 _ _	M 23 A080 X0 10 00 _ _	M 23 A085 X0 10 00 _ _

VERTEBRATE BAR

The vertebrate bar is a perforated extruded aluminium profile with 25 mm hole pitch for insertion of the anti-tilt spring. The anti-tilt bar is supplied complete with plastic accessories and a top structure designed for cylinder or electronic lock closure.

ART.	Working H (mm) for drawer insertion
M 00 V030 00 00 00 00	300
M 00 V050 00 00 00 00	500
M 00 V060 00 00 00 00	600
M 00 V070 00 00 00 00	700
M 00 V075 00 00 00 00	750
M 00 V090 00 00 00 00	900

ART.	Working H (mm) for drawer insertion
M 00 V105 00 00 00 00	1050
M 00 V122 00 00 00 00	1225
M 00 V140 00 00 00 00	1400
M 00 V152 00 00 00 00	1525
M 00 V190 00 00 00 00	1900

CYLINDER LOCK (KEY)

CYLINDER LOCK CLOSURE COMPLETE WITH:
- 1 cylinder lock with 2 keys
- 1 steel wire with sheath
- 1 front pin assembly
- 1 back pin assembly

ART.		
M 23 V000 C0 00 00 00	C0	CYLINDER LOCK WITH DIFFERENT NUMBERING
M 23 V000 C1 00 00 00	C1	CYLINDER LOCK FOR SETS OF 160 NUMBERS
M 23 V000 C2 00 00 00	C2	CYLINDER LOCK WITH SAME NUMBERING

For Experts Only

H 1000 mm Useful H 900 mm	H 1500 mm Useful H 1400 mm	H 2000 mm Useful H 1900 mm
M 23 A100 X0 10 00 _ _	M 23 A150 X0 10 00 _ _	M 23 A200 X0 10 00 _ _

NUMERICAL CODE LOCK (CODE)

ART.		
M 23 V000 E2 00 00 00	E2	BAR OPENING/CLOSING (battery power supply)
M 23 V000 E5 00 00 00	E5	BAR OPENING/CLOSING (mains power supply)
M 23 V000 T2 00 00 00	T2	DOOR + BAR OPENING/CLOSING (battery power supply)
M 23 V000 T3 00 00 00	T3	DOOR + BAR OPENING/CLOSING (mains power supply)

ART. REMOTE CONTROL	
M 00 VRC0 00 00 00 00	Receiver module with remote control
M 00 VRC0 00 00 01 00	Additional remote control

SHELVES FOR LOCKS AND ADJUSTABLE SHELVES

TOP SHELF FOR LOCKS

ART.	Front H mm	kg
M 23 PS46 00 10 00 _ _	46	150

Dim. mm 510x724x46 H

BOTTOM SHELF FOR LOCKS

ART.	Front H mm	kg
M 23 PS46 10 10 00 _ _	46	150

Dim. mm 510x724x46 H

ADJUSTABLE SHELF

ART.	Total H mm	kg
M 23 PR25 00 00 01 _ _	60	70

Usable dim. mm 504x631x60 H

SLOTTED ADJUSTABLE SHELF

ART.	Front H mm	kg
M 23 PR35 10 00 01 _ _	35	100

Dim. mm 510x721x35 H

27x36 EH

PARTITIONING MATERIAL

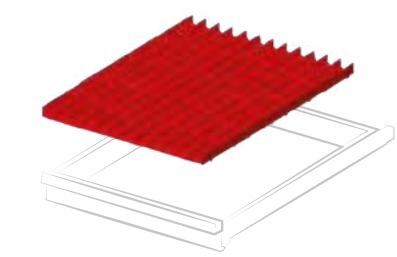

ART.	for front height mm
F FH 8605 01 00	50 - 300

Set including: 12 troughs 4 grooves, 50 plain partitions 36 mm

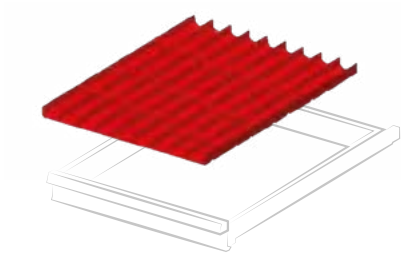

ART.	for front height mm
F FH 8605 06 00	50 - 300

Set including: 12 troughs 3 grooves, 27 plain partitions 47 mm

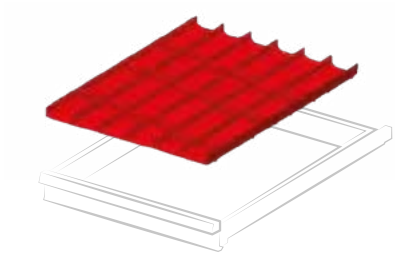

ART.	for front height mm
F FH 8605 04 00	50 - 300

Set including: 12 troughs 2 grooves, 18 plain partitions 73 mm

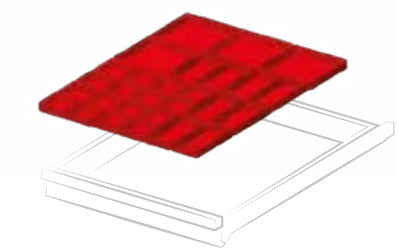

ART.	for front height mm
F FH 8605 17 00	50
F FH 8607 17 00	75

Set including: 16 plastic boxes 75x75 mm, 8 plastic boxes 150x75 mm, 4 plastic boxes 150x150 mm

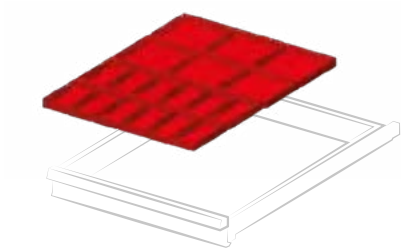

ART.	for front height mm
F FH 8605 18 00	50
F FH 8607 18 00	75
F FH 8610 18 00	100 - 125

Set including: 12 plastic boxes 150x75 mm, 6 plastic boxes 150x150 mm

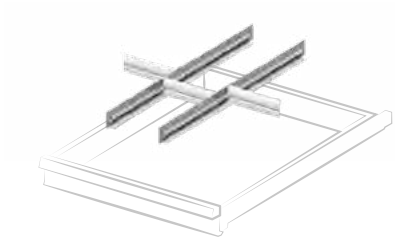

ART.	for front height mm
F FH 8605 08 00	50
F FH 8607 08 00	75
F FH 8610 08 00	100 - 125
F FH 8615 08 00	150
F FH 8620 08 00	200 - 250
F FH 8630 08 00	300

Set including: 2 slotted partitions 610 mm, 3 plain partitions 149 mm

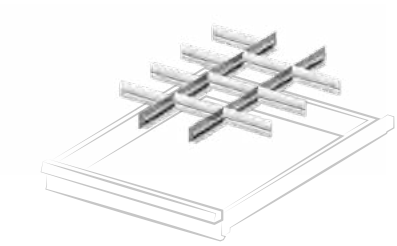

ART.	for front height mm
F FH 8605 09 00	50
F FH 8607 09 00	75
F FH 8610 09 00	100 - 125
F FH 8615 09 00	150
F FH 8620 09 00	200 - 250

Set including: 2 slotted partitions 610 mm, 10 plain partitions 149 mm

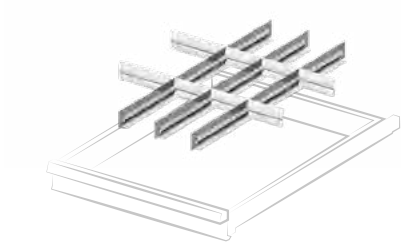

ART.	for front height mm
F FH 8605 10 00	50
F FH 8607 10 00	75
F FH 8610 10 00	100 - 125
F FH 8615 10 00	150

Set including: 3 slotted partitions 610 mm, 6 plain partitions 98 mm, 2 plain partitions 149 mm

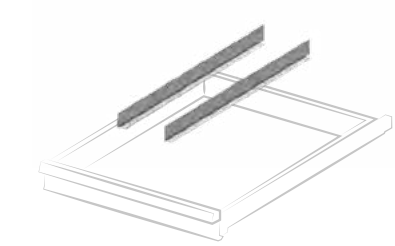

ART.	for front height mm
F FH 8605 13 00	50
F FH 8607 13 00	75
F FH 8610 13 00	100 - 125
F FH 8615 13 00	150
F FH 8620 13 00	200 - 250
F FH 8630 13 00	300

Set including: 2 plain partitions 610 mm

CONFIGURE A FAMI DRAWER WITH BETA TOOLS

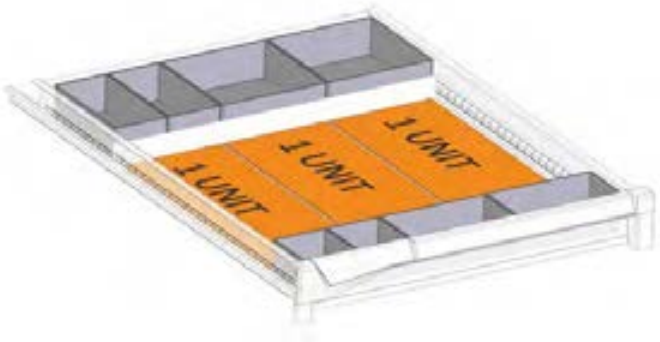

ART. F FH 0907 50 07
Drawer pre-setting kit for Beta thermoformed trays consisting of:
no. 2 F HC 6071 00 07
no. 4 F HC 6471 00 07
no. 2 F HC 6871 00 07
no. 1 F HA 1120 00 99
no. 1 F HA 2120 00 99

1 unit = 1 Beta thermoformed tray (367x147 mm)
2 unit = 1 Beta thermoformed tray (367x294 mm)

EXAMPLES OF TERMOFORMED TRAY USE





MASTER 714x726 mm

METAL COLOURS

GREY RAL 7000 .01	GREEN RAL 6011 .02
BLUE RAL 5012 .04	GREY RAL 7035 .08
GREY WHITE RAL 9002 .1F	RUBY RED RAL 3003 .1G
GENTIAN BLUE RAL 5010 .34	PURE WHITE RAL 9010 .35
ANTHRACITE GREY RAL 7016 .39	BLUE CAPRI RAL 5019 .48

- **ART. M 33 A100 C0 10 AW 04**
  H = 1000 mm - 7 drawers

PLASTIC COLOURS

DARK GREY .M0	MEDITERRANEAN BLUE .M1	SKY BLUE .M2	GLAMOUR RED .M3
RED CARPET .M4	JUICE ORANGE .M5	SUNNY YELLOW .M6	FOREST GREEN .M7

KEY

SHELF/ DRAWER CAPACITY

SHELF/ DRAWER EXTENSION

CABINET CLOSURE

! ALL INDICATED LOAD CAPACITY VALUES ARE NET AND REFER TO EVENLY DISTRIBUTED WEIGHTS

H 400 mm

ART.		kg		
M 33 A040 C0 10 01 04	50-75-100	100-96-92%	key	
M 33 A040 E2 10 01 04	50-75-100	100-96-92%	code	

H 700 mm

*flexible extraction

ART.		kg		
M 33 A070 C0 10 40 04	50-75-100	100-96-92%	key	
M 33 A070 C0 10 41 04	200	100%	key	
M 33 A070 E2 10 40 04	50-75-100	100-96-92%	code	
M 33 A070 E2 10 41 04	200	100%	code	

H 700 mm

ART.		kg		
M 33 A070 C0 10 42 04	50-75-100	100-96-92%	key	
M 33 A070 C0 10 43 04	200	100%	key	
M 33 A070 E2 10 42 04	50-75-100	100-96-92%	code	
M 33 A070 E2 10 43 04	200	100%	code	

H 800 mm

ART.		kg		
M 33 A080 C0 10 72 04	50-75-100	100-96-92%	key	
M 33 A080 C0 10 73 04	200	100%	key	
M 33 A080 E2 10 72 04	50-75-100	100-96-92%	code	
M 33 A080 E2 10 73 04	200	100%	code	

H 800 mm

ART.		kg		
M 33 A080 C0 10 56 04	50-75-100	100-96-92%	key	
M 33 A080 C0 10 59 04	200	100%	key	
M 33 A080 E2 10 56 04	50-75-100	100-96-92%	code	
M 33 A080 E2 10 59 04	200	100%	code	

MASTER 714x726 mm

H 850 mm

ART.	kg		
M 33 A085 C0 10 AC 04	50-75-100	100-96-92%	key
M 33 A085 C0 10 AD 04	200	100%	key
M 33 A085 E2 10 AC 04	50-75-100	100-96-92%	code
M 33 A085 E2 10 AD 04	200	100%	code

H 850 mm

ART.	kg		
M 33 A085 C0 10 AG 04	50-75-100	100-96-92%	key
M 33 A085 C0 10 AH 04	200	100%	key
M 33 A085 E2 10 AG 04	50-75-100	100-96-92%	code
M 33 A085 E2 10 AH 04	200	100%	code

H 1000 mm

ART.	kg		
M 33 A100 C0 10 BE 04	50-75-100	100-96-92%	key
M 33 A100 C0 10 BF 04	200	100%	key
M 33 A100 E2 10 BE 04	50-75-100	100-96-92%	code
M 33 A100 E2 10 BF 04	200	100%	code

H 1000 mm

ART.	kg		
M 33 A100 C0 10 CQ 04	50-75-100	100-96-92%	key
M 33 A100 C0 10 CR 04	200	100%	key
M 33 A100 E2 10 CQ 04	50-75-100	100-96-92%	code
M 33 A100 E2 10 CR 04	200	100%	code

kg CAPACITY EXTENSION CLOSING

H 1000 mm

ART.	kg		
M 33 A100 C0 10 AW 04	50-75-100	100-96-92%	key
M 33 A100 C0 10 BH 04	200	100%	key
M 33 A100 E2 10 AW 04	50-75-100	100-96-92%	code
M 33 A100 E2 10 BH 04	200	100%	code

H 1000 mm

ART.	kg		
M 33 A100 C0 10 CN 04	50-75-100	100-96-92%	key
M 33 A100 C0 10 CP 04	200	100%	key
M 33 A100 E2 10 CN 04	50-75-100	100-96-92%	code
M 33 A100 E2 10 CP 04	200	100%	code

H 1000 mm

ART.	kg		
M 33 A100 C0 10 BL 04	50-75-100	100-96-92%	key
M 33 A100 C0 10 BM 04	200	100%	key
M 33 A100 E2 10 BL 04	50-75-100	100-96-92%	code
M 33 A100 E2 10 BM 04	200	100%	code

H 1000 mm

ART.	kg		
M 33 A100 C0 10 DR 04	50-75-100	100-96-92%	key
M 33 A100 C0 10 DS 04	200	100%	key
M 33 A100 E2 10 DR 04	50-75-100	100-96-92%	code
M 33 A100 E2 10 DS 04	200	100%	code

MASTER

MASTER 714x751 mm

H 1023 mm

door 900 mm

ART.	kg		
M 33 A100 C0 10 LJ 04	50-75-100	100-96-92%	key
M 33 A100 C0 10 LK 04	200	100%	key
M 33 A100 P5 10 LJ 04	50-75-100	100-96-92%	code
M 33 A100 P5 10 LK 04	200	100%	code

H 1023 mm

door 775 mm

ART.	kg		
M 33 A100 C0 10 LR 04	50-75-100	100-96-92%	key
M 33 A100 C0 10 LS 04	200	100%	key
M 33 A100 T2 10 LR 04	50-75-100	100-96-92%	code
M 33 A100 T2 10 LS 04	200	100%	code

kg CAPACITY EXTENSION CLOSING

H 1500 mm

ART.		kg		
M 33 A150 C0 10 FJ 04	50-75-100	100-96-92%	key	
M 33 A150 C0 10 FK 04	200	100%	key	
M 33 A150 E2 10 FJ 04	50-75-100	100-96-92%	code	
M 33 A150 E2 10 FK 04	200	100%	code	

H 1500 mm

door 1400 mm

depth 751 mm

ART.		kg		
M 33 A150 C0 10 LC 04	50-75-100	100-96-92%	key	
M 33 A150 C0 10 LD 04	200	100%	key	
M 33 A150 P5 10 LC 04	50-75-100	100-96-92%	code	
M 33 A150 P5 10 LD 04	200	100%	code	

H 2000 mm

ART.		kg		
M 33 A200 C5 10 FU 04	50-75-100	100-96-92%	-	
M 33 A200 C5 10 FV 04	200	100%	-	

H 2000 mm

ART.		kg		
M 33 A200 C0 10 FS 04	50-75-100	100-96-92%	key	
M 33 A200 C0 10 FT 04	200	100%	key	
M 33 A200 E2 10 FS 04	50-75-100	100-96-92%	code	
M 33 A200 E2 10 FT 04	200	100%	code	

MASTER 714x751 mm

H 2000 mm

door 900 mm

ART.	kg		
M33A200C010 FY04	50-75-100	100-96-92%	key
M 33 A200 C0 10 FZ 04	200	100%	key
M 33 A200 T2 10 FY 04	50-75-100	100-96-92%	code
M 33 A200 T2 10 FZ 04	200	100%	code

H 2000 mm

door 1900 mm

ART.	kg		
M33A200C010 FW04	50-75-100	100-96-92%	key
M 33 A200 C0 10 FX 04	200	100%	key
M 33 A200 P5 10 FW 04	50-75-100	100-96-92%	code
M 33 A200 P5 10 FX 04	200	100%	code

ART. M 33 D100 C0 10 NN NQ

kg CAPACITY EXTENSION CLOSING

H 873 mm

single door - depth 751 mm

ART.		kg		
M 33 D085 C0 10 GJ 04	50-75-100	100-96-92%	key	
M 33 D085 C0 10 GK 04	200	100%	key	

H 873 mm

double door

ART.		kg		
M 33 D085 C0 10 GL 04	50-75-100	100-96-92%	key	
M 33 D085 C0 10 GM 04	200	100%	key	

H 1023 mm

single door - depth 751 mm

ART.		kg		
M 33 D100 C0 10 GQ 04	50-75-100	100-96-92%	key	
M 33 D100 C0 10 GR 04	200	100%	key	

H 1023 mm

double door

ART.		kg		
M 33 D100 C0 10 GW 04	50-75-100	100-96-92%	key	
M 33 D100 C0 10 GX 04	200	100%	key	

H 1023 mm

double door

ART.		kg		
M 33 D100 C0 10 HC 04	50-75-100	100-96-92%	key	
M 33 D100 C0 10 HD 04	200	100%	key	

H 1023 mm

double door

ART.		kg		
M 33 D100 C0 10 HQ 04	50-75-100	100-96-92%	key	
M 33 D100 C0 10 HR 04	200	100%	key	

MASTER 1428x776 mm

H 1500 mm

double door

ART.		kg		
M 33 D150 C0 10 JE 04	50-75-100	100-96-92%	key	
M 33 D150 C0 10 JF 04	200	100%	key	

H 2000 mm

double door

ART.		kg		
M 33 D200 C0 10 JJ 04	50-75-100	100-96-92%	key	
M 33 D200 C0 10 JK 04	200	100%	key	

kg CAPACITY EXTENSION CLOSING

H 918 mm

ART.				
M 33 R070 S0 10 40 04	50-75-100	100-96-92%	key	
M 33 R070 P2 10 40 04	50-75-100	100-96-92%	code	

Cabinet capacity 400 kg - Cabinet height without wheels mm 763

H 918 mm

ART.				
M 33 R070 S0 10 44 04	50-75-100	100-96-92%	key	
M 33 R070 P2 10 44 04	50-75-100	100-96-92%	code	

Cabinet capacity 400 kg - Cabinet height without wheels mm 763

H 1018 mm

ART.				
M 33 R080 S0 10 72 04	50-75-100	100-96-92%	key	
M 33 R080 P2 10 72 04	50-75-100	100-96-92%	code	

Cabinet capacity 400 kg - Cabinet height without wheels mm 863

H 1018 mm

ART.				
M 33 R080 S0 10 56 04	50-75-100	100-96-92%	key	
M 33 R080 P2 10 56 04	50-75-100	100-96-92%	code	

Cabinet capacity 400 kg - Cabinet height without wheels mm 863

2 elastic rubber swivel wheels with brake Ø 125 mm
2 elastic rubber fixed wheels Ø 125 mm

MASTER 740x800 mm

H 1068 mm

ART.				
M 33 R085 S0 10 AE 04	50-75-100	100-96-92%	key	
M 33 R085 P2 10 AE 04	50-75-100	100-96-92%	code	

Cabinet capacity 400 kg - Cabinet height without wheels mm 913

H 1068 mm

ART.				
M 33 R085 S0 10 AC 04	50-75-100	100-96-92%	key	
M 33 R085 P2 10 AC 04	50-75-100	100-96-92%	code	

Cabinet capacity 400 kg - Cabinet height without wheels mm 913

H 1218 mm

ART.				
M 33 R100 S0 10 DB 04	50-75-100	100-96-92%	key	
M 33 R100 P2 10 DB 04	50-75-100	100-96-92%	code	

Cabinet capacity 400 kg - Cabinet height without wheels mm 1063

H 1218 mm

ART.				
M 33 R100 S0 10 AW 04	50-75-100	100-96-92%	key	
M 33 R100 P2 10 AW 04	50-75-100	100-96-92%	code	

Cabinet capacity 400 kg - Cabinet height without wheels mm 1063

2 elastic rubber swivel wheels with brake Ø 125 mm
2 elastic rubber fixed wheels Ø 125 mm

kg CAPACITY EXTENSION CLOSING

36x36 EH

ART. M 33 R080 P2 10 NK 1G

MASTER 714x726 mm

CONFIGURE YOUR CABINET

	CHOOSE a height	CHOOSE a clousure		CHOOSE a colour
M33	A040	C5	10 00	01

EMPTY CABINET

Cabinet load capacity 3100 kg

	HEIGHT		CLOSURE			COLOUR	
M33	A040	400 mm (working dim. 300 mm)	X0 with no bar and no lock		10 00	01	RAL 7000
	A070	700 mm (working dim. 600 mm)	C5* no lock			02	RAL 6011
	A080	800 mm (working dim. 700 mm)	C0* KEY cylinder lock			1G	RAL 3003
	A085	850 mm (working dim. 750 mm)				1F	RAL 9002
	A100	1000 mm (working dim. 900 mm)	C1* KEY cylinder lock			48	RAL 5019
	A115	1150 mm (working dim. 1050 mm)	C2* KEY cylinder lock			39	RAL 7016
	A132	1325 mm (working dim. 1225 mm)	E2* CODE numerical code			04	RAL 5012
	A150	1500 mm (working dim. 1400 mm)	T2* CODE numerical code			08	RAL 7035
	A162	1625 mm (working dim. 1525 mm)				35	RAL 9010
	A200	2000 mm (working dim. 1900 mm)				34	RAL 5010

*COMPLETE WITH VERTEBRATE BAR

EMPTY CABINET pre-set for wheels

	HEIGHT		CLOSURE			COLOUR	
M33	R070	763 mm (working dim. 600 mm)	S0 KEY cylinder lock		10 00	01	RAL 7000
						02	RAL 6011
	R080	863 mm (working dim. 700 mm)	S1 KEY cylinder lock			1G	RAL 3003
						1F	RAL 9002
	R085	913 mm (working dim. 750 mm)	S2 KEY cylinder lock			48	RAL 5019
						39	RAL 7016
	R100	1063 mm (working dim. 900 mm)	P2 CODE numerical code			04	RAL 5012
						08	RAL 7035
			A1 CODE numerical code			35	RAL 9010
						34	RAL 5010

COMPLETE WITH VERTEBRATE BAR, 4-EDGE SHELF WITH PVC TOP, PAIR OF HANDLES, PAIR OF PLATES FOOTPRINT
Overall dim. mm 740x800

CAPACITY EXTENSION CLOSING

FLEXIBLE EXTENSION DRAWERS

ART. WITH Dark Grey plastic kit	ART. NO Plastic kit*	Usable dim. mm	Front H mm	kg	
M 33 C050 01 10 0F _ _	M 33 C050 01 00 0F _ _	600x600x31 H	50	50 - 75 - 100	100% - 96% - 92%
M 33 C075 01 10 0F _ _	M 33 C075 01 00 0F _ _	600x600x56 H	75	50 - 75 - 100	100% - 96% - 92%
M 33 C100 01 10 0F _ _	M 33 C100 01 00 0F _ _	600x600x81 H	100	50 - 75 - 100	100% - 96% - 92%
M 33 C125 01 10 0F _ _	M 33 C125 01 00 0F _ _	600x600x106 H	125	50 - 75 - 100	100% - 96% - 92%
M 33 C150 01 10 0F _ _	M 33 C150 01 00 0F _ _	600x600x131 H	150	50 - 75 - 100	100% - 96% - 92%
M 33 C200 01 10 0F _ _	M 33 C200 01 00 0F _ _	600x600x181 H	200	50 - 75 - 100	100% - 96% - 92%
M 33 C250 01 10 0F _ _	M 33 C250 01 00 0F _ _	600x600x231 H	250	50 - 75 - 100	100% - 96% - 92%
M 33 C300 01 10 0F _ _	M 33 C300 01 00 0F _ _	600x600x281 H	300	50 - 75 - 100	100% - 96% - 92%

*MATCH THE ITEM NUMBER TO ONE OF THE PLASTIC KITS AVAILABLE IN THE TABLE BELOW

TELESCOPIC EXTRACTION DRAWERS

ART. WITH Dark Grey plastic kit	ART. NO Plastic kit*	Usable dim. mm	Front H mm	kg	
M 33 C075 01 10 0T _ _	M 33 C075 01 00 0T _ _	600x600x56 H	75	200	100%
M 33 C100 01 10 0T _ _	M 33 C100 01 00 0T _ _	600x600x81 H	100	200	100%
M 33 C125 01 10 0T _ _	M 33 C125 01 00 0T _ _	600x600x106 H	125	200	100%
M 33 C150 01 10 0T _ _	M 33 C150 01 00 0T _ _	600x600x131 H	150	200	100%
M 33 C200 01 10 0T _ _	M 33 C200 01 00 0T _ _	600x600x181 H	200	200	100%
M 33 C250 01 10 0T _ _	M 33 C250 01 00 0T _ _	600x600x231 H	250	200	100%
M 33 C300 01 10 0T _ _	M 33 C300 01 00 0T _ _	600x600x281 H	300	200	100%

*MATCH THE ITEM NUMBER TO ONE OF THE PLASTIC KITS AVAILABLE IN THE TABLE BELOW

PLASTIC KIT
FOR EXTENSIBLE DRAWERS AND SHELVES

PLASTIC COLOURS	ART.
MEDITERRANEAN BLUE	M 30 PLS1 00 00 00 M1
SKY BLUE	M 30 PLS1 00 00 00 M2
GLAMOUR RED	M 30 PLS1 00 00 00 M3
RED CARPET	M 30 PLS1 00 00 00 M4
JUICY ORANGE	M 30 PLS1 00 00 00 M5
SUNNY YELLOW	M 30 PLS1 00 00 00 M6
FOREST GREEN	M 30 PLS1 00 00 00 M7

MASTER 714x726 mm

FLEXIBLE EXTENSIBLE SHELVES

ART. WITH Dark Grey plastic kit	ART. NO Plastic kit*	Usable dim. mm	Front H mm	kg	
M 33 C057 01 10 0F _ _	M 33 C057 01 00 0F _ _	600x600	70	50 - 75 - 100	100% - 96% - 92%

*MATCH THE ITEM NUMBER TO ONE OF THE PLASTIC KITS AVAILABLE IN THE TABLE BELOW

TELESCOPIC EXTENSIBLE SHELVES

ART. WITH Dark Grey plastic kit	ART. NO Plastic kit*	Usable dim. mm	Front H mm	kg	
M 33 C057 01 10 0T _ _	M 33 C057 01 00 0T _ _	600x600	70	200	100%

*MATCH THE ITEM NUMBER TO ONE OF THE PLASTIC KITS AVAILABLE IN THE TABLE BELOW

ADJUSTABLE SHELF

ART.	Usable dim. mm	Total H mm	kg
M 33 PR25 00 00 01 _ _	657x631	60	150

CAN BE FITTED FRONTALLY TO THE VERTEBRATE BAR

PLASTIC KIT
FOR EXTENSIBLE DRAWERS AND SHELVES

PLASTIC COLOURS	ART.
MEDITERRANEAN BLUE	M 30 PLS1 00 00 00 M1
SKY BLUE	M 30 PLS1 00 00 00 M2
GLAMOUR RED	M 30 PLS1 00 00 00 M3
RED CARPET	M 30 PLS1 00 00 00 M4
JUICY ORANGE	M 30 PLS1 00 00 00 M5
SUNNY YELLOW	M 30 PLS1 00 00 00 M6
FOREST GREEN	M 30 PLS1 00 00 00 M7

kg CAPACITY EXTENSION CLOSING

36x36 EH

MASTER 714x726 mm

Doors with cylinder

HINGED DOORS TOTAL HEIGHT - REVERSIBLE

CABINET H mm	TYPE OF CLOSURE		ART. WITH Dark Grey plastic kit	ART. NO Plastic kit*
600	C0	KEY cylinder lock	M 30 P050 C0 10 00 _ _	M 30 P050 C0 00 00 _ _
	C1	KEY cylinder lock	M 30 P050 C1 10 00 _ _	M 30 P050 C1 00 00 _ _
	C2	KEY cylinder lock	M 30 P050 C2 10 00 _ _	M 30 P050 C2 00 00 _ _
700	C0	KEY cylinder lock	M 30 P060 C0 10 00 _ _	M 30 P060 C0 00 00 _ _
	C1	KEY cylinder lock	M 30 P060 C1 10 00 _ _	M 30 P060 C1 00 00 _ _
	C2	KEY cylinder lock	M 30 P060 C2 10 00 _ _	M 30 P060 C2 00 00 _ _

*MATCH THE ITEM NUMBER TO ONE OF THE PLASTIC KITS AVAILABLE IN THE TABLE ON THE RIGHT

PAIR OF HINGED DOORS TOTAL HEIGHT

850	C0	KEY cylinder lock	M 30 P075 C0 10 10 _ _	M 30 P075 C0 00 10 _ _
	C1	KEY cylinder lock	M 30 P075 C1 10 10 _ _	M 30 P075 C1 00 10 _ _
	C2	KEY cylinder lock	M 30 P075 C2 10 10 _ _	M 30 P075 C2 00 10 _ _
1000	C0	KEY cylinder lock	M 30 P090 C0 10 10 _ _	M 30 P090 C0 00 10 _ _
	C1	KEY cylinder lock	M 30 P090 C1 10 10 _ _	M 30 P090 C1 00 10 _ _
	C2	KEY cylinder lock	M 30 P090 C2 10 10 _ _	M 30 P090 C2 00 10 _ _
1500	C0	KEY cylinder lock	M 30 P140 C0 10 10 _ _	M 30 P140 C0 00 10 _ _
	C1	KEY cylinder lock	M 30 P140 C1 10 10 _ _	M 30 P140 C1 00 10 _ _
	C2	KEY cylinder lock	M 30 P140 C2 10 10 _ _	M 30 P140 C2 00 10 _ _
2000	C0	KEY cylinder lock	M 30 P190 C0 10 10 _ _	M 30 P190 C0 00 10 _ _
	C1	KEY cylinder lock	M 30 P190 C1 10 10 _ _	M 30 P190 C1 00 10 _ _
	C2	KEY cylinder lock	M 30 P190 C2 10 10 _ _	M 30 P190 C2 00 10 _ _

*MATCH THE ITEM NUMBER TO ONE OF THE PLASTIC KITS AVAILABLE IN THE TABLE ON THE RIGHT

PAIR OF DOORS MUST BE ASSOCIATED WITH CABINETS WITH **C5** CLOSURE (WITHOUT LOCK) OR **X0** CLOSURE (WITHOUT VERTEBRATE BAR AND WITHOUT LOCK)

HINGED DOORS PARTIAL HEIGHT - REVERSIBLE

DOOR FOOTPRINT H mm	TYPE OF CLOSURE		ART. WITH Dark Grey plastic kit	ART. NO Plastic kit*
425	C0	KEY cylinder lock	M 30 P042 C0 10 01 _ _	M 30 P042 C0 00 01 _ _
	C1	KEY cylinder lock	M 30 P042 C1 10 01 _ _	M 30 P042 C1 00 01 _ _
	C2	KEY cylinder lock	M 30 P042 C2 10 01 _ _	M 30 P042 C2 00 01 _ _
525	C0	KEY cylinder lock	M 30 P052 C0 10 01 _ _	M 30 P052 C0 00 01 _ _
	C1	KEY cylinder lock	M 30 P052 C1 10 01 _ _	M 30 P052 C1 00 01 _ _
	C2	KEY cylinder lock	M 30 P052 C2 10 01 _ _	M 30 P052 C2 00 01 _ _
625	C0	KEY cylinder lock	M 30 P062 C0 10 01 _ _	M 30 P062 C0 00 01 _ _
	C1	KEY cylinder lock	M 30 P062 C1 10 01 _ _	M 30 P062 C1 00 01 _ _
	C2	KEY cylinder lock	M 30 P062 C2 10 01 _ _	M 30 P062 C2 00 01 _ _

*MATCH THE ITEM NUMBER TO ONE OF THE PLASTIC KITS AVAILABLE IN THE TABLE BELOW

PAIR OF HINGED DOORS PARTIAL HEIGHT

775	C0	KEY cylinder lock	M 30 P077 C0 10 11 _ _	M 30 P077 C0 00 11 _ _
	C1	KEY cylinder lock	M 30 P077 C1 10 11 _ _	M 30 P077 C1 00 11 _ _
	C2	KEY cylinder lock	M 30 P077 C2 10 11 _ _	M 30 P077 C2 00 11 _ _

*MATCH THE ITEM NUMBER TO ONE OF THE PLASTIC KITS AVAILABLE IN THE TABLE BELOW

PLASTIC KIT
FOR SINGLE AND DOUBLE DOORS

PLASTIC COLOURS	ART. FOR SINGLE DOOR	ART. FOR DOUBLE DOOR
MEDITERRANEAN BLUE	M 00 PLS0 00 00 20 M1	M 00 PLS0 00 00 30 M1
SKY BLUE	M 00 PLS0 00 00 20 M2	M 00 PLS0 00 00 30 M2
GLAMOUR RED	M 00 PLS0 00 00 20 M3	M 00 PLS0 00 00 30 M3
RED CARPET	M 00 PLS0 00 00 20 M4	M 00 PLS0 00 00 30 M4
JUICY ORANGE	M 00 PLS0 00 00 20 M5	M 00 PLS0 00 00 30 M5
SUNNY YELLOW	M 00 PLS0 00 00 20 M6	M 00 PLS0 00 00 30 M6
FOREST GREEN	M 00 PLS0 00 00 20 M7	M 00 PLS0 00 00 30 M7

MASTER 714x726 mm

DOORS WITH NUMERICAL CODE

HINGED DOORS TOTAL HEIGHT - DOOR WITH RIGHT-HAND OPENING

CABINET H mm	TYPE OF CLOSURE		ART. WITH Dark Grey plastic kit	ART. NO Plastic kit*
600		P5 CODE numerical code	M 30 P050 P5 10 00 _ _	M 30 P050 P5 00 00 _ _
700		P5 CODE numerical code	M 30 P060 P5 10 00 _ _	M 30 P060 P5 00 00 _ _

*MATCH THE ITEM NUMBER TO ONE OF THE PLASTIC KITS AVAILABLE IN THE TABLE BELOW

PAIR OF HINGED DOORS TOTAL HEIGHT

CABINET H mm	TYPE OF CLOSURE		ART. WITH Dark Grey plastic kit	ART. NO Plastic kit*
850		P5 CODE numerical code	M 30 P075 P5 10 10 _ _	M 30 P075 P5 00 10 _ _
1000		P5 CODE numerical code	M 30 P090 P5 10 10 _ _	M 30 P090 P5 00 10 _ _
1500		P5 CODE numerical code	M 30 P140 P5 10 10 _ _	M 30 P140 P5 00 10 _ _
2000		P5 CODE numerical code	M 30 P190 P5 10 10 _ _	M 30 P190 P5 00 10 _ _

*MATCH THE ITEM NUMBER TO ONE OF THE PLASTIC KITS AVAILABLE IN THE TABLE BELOW

PAIR OF DOORS MUST BE ASSOCIATED WITH CABINETS WITH **C5** CLOSURE (WITHOUT LOCK) OR **X0** CLOSURE (WITHOUT VERTEBRATE BAR AND WITHOUT LOCK)

PLASTIC PARTS
FOR SINGLE DOOR AND PAIR OF DOORS

PLASTIC COLOURS	ART. FOR SINGLE DOOR	ART. FOR DOUBLE DOOR
MEDITERRANEAN BLUE	M 00 PLS0 00 00 21 M1	M 00 PLS0 00 00 31 M1
SKY BLUE	M 00 PLS0 00 00 21 M2	M 00 PLS0 00 00 31 M2
GLAMOUR RED	M 00 PLS0 00 00 21 M3	M 00 PLS0 00 00 31 M3
RED CARPET	M 00 PLS0 00 00 21 M4	M 00 PLS0 00 00 31 M4
JUICY ORANGE	M 00 PLS0 00 00 21 M5	M 00 PLS0 00 00 31 M5
SUNNY YELLOW	M 00 PLS0 00 00 21 M6	M 00 PLS0 00 00 31 M6
FOREST GREEN	M 00 PLS0 00 00 21 M7	M 00 PLS0 00 00 31 M7

PARTIAL HEIGHT HINGED DOORS - REVERSIBLE

DOOR FOOTPRINT H mm	TYPE OF CLOSURE	ART. WITH Dark Grey plastic kit	ART. NO Plastic kit*
425	A4 handle without keypad	M 30 P042 A4 10 01 _ _	M 30 P042 A4 00 01 _ _
525	A4 handle without keypad	M 30 P052 A4 10 01 _ _	M 30 P052 A4 00 01 _ _
625	A4 handle without keypad	M 30 P062 A4 10 01 _ _	M 30 P062 A4 00 01 _ _

*MATCH THE ITEM NUMBER TO ONE OF THE PLASTIC KITS AVAILABLE IN THE TABLE ON THE LEFT

PAIR OF HINGED DOORS PARTIAL HEIGHT

DOOR FOOTPRINT H mm	TYPE OF CLOSURE	ART. WHIT Dark Grey plastic kit	ART. NO Plastic kit*
775	A4 handle without keypad	M 30 P077 A4 10 11 _ _	M 30 P077 A4 00 11 _ _

*MATCH THE ITEM NUMBER TO ONE OF THE PLASTIC KITS AVAILABLE IN THE TABLE ON THE LEFT

PAIR OF DOORS MUST BE ASSOCIATED WITH CABINETS WITH THE FOLLOWING CLOSURES:
USE THE **T2** LOCK FOR THE CABINET WITHOUT WHEELS
USE THE **A1** LOCK FOR THE CABINET WITH WHEELS

REMOTE CONTROL

ART.	
M 00 VRC0 00 00 00 00	Receiver module with remote control
M 00 VRC0 00 00 01 00	Additional remote control

MASTER 1428x776 mm

EMPTY CABINET WITH 2 SLIDING DOORS

CABINET WITH DOUBLE SLIDING DOOR WITHOUT VERTEBRATE BAR

CABINET H mm	TYPE OF CLOSURE		ART. WHIT Dark Grey plastic kit	ART. NO plastic kit*
850 (working dim. 750 mm)	C0	KEY cylinder lock	M 33 D085 C0 10 0D _ _	M 33 D085 C0 00 0D _ _
	C1	KEY cylinder lock	M 33 D085 C1 10 0D _ _	M 33 D085 C1 00 0D _ _
	C2	KEY cylinder lock	M 33 D085 C2 10 0D _ _	M 33 D085 C2 00 0D _ _
1000 (working dim. 900 mm)	C0	KEY cylinder lock	M 33 D100 C0 10 0D _ _	M 33 D100 C0 00 0D _ _
	C1	KEY cylinder lock	M 33 D100 C1 10 0D _ _	M 33 D100 C1 00 0D _ _
	C2	KEY cylinder lock	M 33 D100 C2 10 0D _ _	M 33 D100 C2 00 0D _ _
1500 (working dim. 1400 mm)	C0	KEY cylinder lock	M 33 D150 C0 10 0D _ _	M 33 D150 C0 00 0D _ _
	C1	KEY cylinder lock	M 33 D150 C1 10 0D _ _	M 33 D150 C1 00 0D _ _
	C2	KEY cylinder lock	M 33 D150 C2 10 0D _ _	M 33 D150 C2 00 0D _ _
2000 (working dim. 1900 mm)	C0	KEY cylinder lock	M 33 D200 C0 10 0D _ _	M 33 D200 C0 00 0D _ _
	C1	KEY cylinder lock	M 33 D200 C1 10 0D _ _	M 33 D200 C1 00 0D _ _
	C2	KEY cylinder lock	M 33 D200 C2 10 0D _ _	M 33 D200 C2 00 0D _ _

*MATCH THE ITEM NUMBER TO ONE OF THE PLASTIC KITS AVAILABLE IN THE TABLE BELOW

PLASTIC PARTS FOR SLIDING DOORS

PLASTIC COLOUR	ART. 2 SLIDING DOORS	ART. 1 SLIDING DOOR
MEDITERRANEAN BLUE	M 00 PLS0 00 00 50 M1	M 00 PLS0 00 00 40 M1
SKY BLUE	M 00 PLS0 00 00 50 M2	M 00 PLS0 00 00 40 M2
GLAMOUR RED	M 00 PLS0 00 00 50 M3	M 00 PLS0 00 00 40 M3
RED CARPET	M 00 PLS0 00 00 50 M4	M 00 PLS0 00 00 40 M4
JUICY ORANGE	M 00 PLS0 00 00 50 M5	M 00 PLS0 00 00 40 M5
SUNNY YELLOW	M 00 PLS0 00 00 50 M6	M 00 PLS0 00 00 40 M6
FOREST GREEN	M 00 PLS0 00 00 50 M7	M 00 PLS0 00 00 40 M7

EMPTY CABINET WITH 1 SLIDING DOOR



CABINET WITH SINGLE SLIDING DOOR WITHOUT VERTEBRATE BAR

CABINET H mm	TYPE OF CLOSURE	**ART.** WHIT Dark Grey plastic kit	**ART.** NO plastic kit*
850 (working dim. 750 mm)	C0 KEY cylinder lock	M 33 D085 C0 10 0S _ _	M 33 D085 C0 00 0S _ _
	C1 KEY cylinder lock	M 33 D085 C1 10 0S _ _	M 33 D085 C1 00 0S _ _
	C2 KEY cylinder lock	M 33 D085 C2 10 0S _ _	M 33 D085 C2 00 0S _ _
1000 (working dim. 900 mm)	C0 KEY cylinder lock	M 33 D100 C0 10 0S _ _	M 33 D100 C0 00 0S _ _
	C1 KEY cylinder lock	M 33 D100 C1 10 0S _ _	M 33 D100 C1 00 0S _ _
	C2 KEY cylinder lock	M 33 D100 C2 10 0S _ _	M 33 D100 C2 00 0S _ _

*MATCH THE ITEM NUMBER TO ONE OF THE PLASTIC KITS AVAILABLE IN THE TABLE ON THE LEFT

Single door with right-hand closing only, only the left compartment is designed for the insertion of drawers and extensible shelves. The vertebrate shaft must be inserted in the presence of more than 2 drawers/extensible shelves for each compartment.

CYLINDER LOCK

TYPE OF CLOSURE	ART.
C0 KEY cylinder lock	M 33 V000 C0 00 00 00
C1 KEY cylinder lock	M 33 V000 C1 00 00 00
C2 KEY cylinder lock	M 33 V000 C2 00 00 00



VERTEBRATE BAR

WORKING H (mm) FOR DRAWER INSERTION	ART.
750	M 00 V075 00 00 00 00
900	M 00 V090 00 00 00 00
1400	M 00 V140 00 00 00 00
1900	M 00 V190 00 00 00 00

MASTER 714x726 mm

3-EDGE TOP SHELF

ART.	dim. mm
M 33 T023 AG 00 31 07	714x726x23 H

Pvc coated shelf for SINGLE CABINET. Black colour

3-EDGE TOP SHELF

ART.	dim. mm
M 33 T023 AG 00 32 07	1428x726x23 H

Pvc coated shelf for DOUBLE CABINET. Black colour

4-EDGE TOP SHELF

ART.	dim. mm
M 33 T023 AG 00 41 07	714x726x23 H

Pvc coated shelf for SINGLE CABINET. Black colour

ART. M 00 T023 AG 00 F0 00
CABINET TOP SHELF DRILLING FOR 4-EDGE SHELF FIXING

MULTIPLEX TOP SHELF

ART.	dim. mm
M 33 T040 MU 00 01 00	714x726x40 H

For SINGLE CABINET



MDF TOP SHELF DIM. 714x726x32 mm H

ART.	finishes	for cabinet
M 33 T030 MD GM 21 07	1 side profile	RH or LH final

MDF shelf with oil-proof top rubber coating. Black colour

OIL-PROOF RUBBER FINISHING

MDF TOP SHELF DIM. 714x726x32 mm H

ART.	finishes	for cabinet
M 33 T030 MD GM 11 07	-	central

MDF shelf with oil-proof top rubber coating. Black colour

MDF SHELF APPLICATION



MDF TOP SHELF DIM. 714x726x32 mm H

ART.	finishes	for cabinet
M 33 T030 MD GM 01 07	2 side profiles	single

MDF shelf with oil-proof top rubber coating. Black colour

ART. M 00 T030 MD 00 F0 00
CABINET TOP SHELF DRILLING FOR MDF AND MULTIPLEX SHELF FIXING INCLUDING FIXING SCREWS

PERFORATED PANEL

ART.	dim. mm
M 30 PA71 00 00 00 04	708x65x718 H

EXAMPLE FOR PERFORATED PANEL WITH HOOKS OR VISUAL BOX

2 ART. FAXVBCH00600001
1 ART. F BL 9541 00 00 (10 pz.)
1 ART. C MV 10 019

2 ART. FAXVBCH00900001
2 ART. FAXVBCH00600001
2 ART. FAXVBCH00500001

2 ART. FAXVBCH00600001
3 ART. FAXVBCH00500001

3 ART. FAXVBCH00600001
1 ART. FAXVBCH00500001
1 ART. FAXVBCH00400001

ART. M 00 PA71 00 00 F0 00
MDF OR MULTIPLEX TOP SHELF DRILLING FOR PERFORATED PANEL FIXING - INCLUDING SCREWS

ART. M 00 PA71 00 00 F1 00
DRILLED TOP SHELF WITH 3/4 EDGES FOR PERFORATED PANEL FIXING - INCLUDING SCREWS

ART. M 00 PA71 00 00 F2 00
PRE-SETTING KIT FOR VISUAL BOX FIXING TO THE PERFORATED PANEL

HEIGHT RAISING PLINTH 50 mm

ART.	dim. mm
M 33 Z050 00 00 00 _ _	712x725x50 H

HEIGHT RAISING PLINTH 100 mm

ART.	dim. mm
M 33 Z100 00 00 00 _ _	712x725x100 H

PLINTHS FOR FORK LIFT TRUCK - Black colour RAL 9005

ART.		dim. mm
M 03 Z060 20 00 00 07	pair of plinths	200x722x60 H
M 30 Z060 21 00 00 07	facing piece	708x46x55 H

PLINTHS FOR TRANSPALLET - Black colour RAL 9005

ART.		dim. mm
M 33 Z100 10 00 00 07	plinth	712x722x100 H
M 30 Z100 11 00 00 07	facing piece	708x46x95 H

MASTER 714x726 mm

STANDARD RUBBER FIXED WHEEL

ART.	Ø mm	Cabinet capacity kg	C mm
C RG BCE15 125	125	400	155
C RG BCE15 160	160	600	200

STANDARD RUBBER SWIVEL WHEEL WITH BRAKE

ART.	Ø mm	Cabinet capacity kg	C mm
C RG DCE15 125	125	400	155
C RG DCE15 160	160	600	200

NYLON FIXED WHEEL

ART.	Ø mm	Cabinet capacity kg	C mm
C RN BAD11 125	125	400	155
C RN BAD04 160	160	600	200

NYLON SWIVEL WHEEL WITH BRAKE

ART.	Ø mm	Cabinet capacity kg	C mm
C RN DAD11 125	125	400	155
C RN DAD04 160	160	600	200

SPARE PARTS - FIXING

SPARE LOCK

ART. M 00 CSR0 8800 00 00

Spare lock with two keys

SPARE KEY

ART. M 00 CF00 0000 00 00

Always specify the number indicated in the cylinder lock where you wish to replace the key

PASSEPARTOUT

ART. M 00 PF.. 0000 00 00

Available in 23 series, numbered from F 01 to F 23.

Master key series F 01	ART. M 00 PF01 00 00 00 00
Master key series F 02	ART. M 00 PF02 00 00 00 00
Master key series F ..	ART. M 00 PF.. 00 00 00 00

CABINET-TO-CABINET FIXING SET

ART. M 00 FIS0 00 00 00 99

Cabinet-to-cabinet fixing set with 4 screws complete with M8 nuts

ART. M 00 SVR0 00 00 00 99

Drilling and hardware for fixing two overlapping cabinets

FLOOR FIXING SET

ART. F AG 9200 00 99

Pair of zinc-plated brackets for cabinet floor fixing

ART. F AG 9204 00 99

2 "HILTI" stud anchors suitable for non-cracked concrete floors ≥ class C20/25

Recommended anchor strength: 2.9 KN

Anchor diameter: Ø 6 mm

SPARE HANDLE

ART. M 00 PLS0 0000 22 M0

Replacement door handle available in Dark Grey.

OTHER COLOURS ON REQUEST

THE CABINETS MUST BE FIXED TO A FLOOR OR WALL IF OVERLAPPING, THEY MUST BE FIXED EXCLUSIVELY TO WALLS AND THEIR CAPACITY DIVIDED BY TWO

36x36 EH

MASTER 714x726 mm

Born To Be Extreme

EMPTY CABINET without vertebrate bar and without lock

H 400 mm Useful H 300 mm	H 700 mm Useful H 600 mm	H 800 mm Useful H 700 mm	H 850 mm Useful H 750 mm	H 1000 mm Useful H 900 mm
M 33 A040 X0 10 00 _ _	M 33 A070 X0 10 00 _ _	M 33 A080 X0 10 00 _ _	M 33 A085 X0 10 00 _ _	M 33 A100 X0 10 00 _ _

VERTEBRATE BAR

The vertebrate bar is composed of an extruded aluminum profile spaced at a 25 mm interval to allow the insertion of a spring to prevent tipping the cabinet. The anti-tilt rod comes complete with plastic accessories and the upper structure designed for use with either the cylinder lock or the electronic lock.

ART.	Working H (mm) for drawer insertion
M 00 V030 00 00 00 00	300
M 00 V050 00 00 00 00	500
M 00 V060 00 00 00 00	600
M 00 V070 00 00 00 00	700
M 00 V075 00 00 00 00	750
M 00 V090 00 00 00 00	900

ART.	Working H (mm) for drawer insertion
M 00 V105 00 00 00 00	1050
M 00 V122 00 00 00 00	1225
M 00 V140 00 00 00 00	1400
M 00 V152 00 00 00 00	1525
M 00 V190 00 00 00 00	1900

CYLINDER LOCK (KEY)

CYLINDER LOCK CLOSURE COMPLETE WITH:
- 1 cylinder lock with 2 keys
- 1 steel wire with sheath
- 1 front pin assembly
- 1 back pin assembly

ART.		
M 33 V000 C0 00 00 00	C0	CYLINDER LOCK WITH DIFFERENT NUMBERING
M 33 V000 C1 00 00 00	C1	CYLINDER LOCK FOR SETS OF 160 NUMBERS
M 33 V000 C2 00 00 00	C2	CYLINDER LOCK WITH SAME NUMBERING

For Experts Only

H 1150 mm Useful H 1050 mm	H 1325 mm Useful H 1225 mm	H 1500 mm Useful H 1400 mm	H 1625 mm Useful H 1525 mm	H 2000 mm Useful H 1900 mm
M 33 A115 X0 10 00 _ _	M 33 A132 X0 10 00 _ _	M 33 A150 X0 10 00 _ _	M 33 A162 X0 10 00 _ _	M 33 A200 X0 10 00 _ _

NUMERICAL CODE LOCK (CODE)

ART.		
M 33 V000 E2 00 00 00	E2	BAR OPENING/CLOSING (battery power supply)
M 33 V000 E5 00 00 00	E5	BAR OPENING/CLOSING (mains power supply)
M 33 V000 T2 00 00 00	T2	DOOR + BAR OPENING/CLOSING (battery power supply)
M 33 V000 T3 00 00 00	T3	DOOR + BAR OPENING/CLOSING (mains power supply)

ART. REMOTE CONTROL	
M 00 VRC0 00 00 00 00	Receiver module with remote control
M 00 VRC0 00 00 01 00	Additional remote control

SHELVES FOR LOCKS AND ADJUSTABLE SHELVES

TOP SHELF FOR LOCKS

ART.	Front H mm	kg
M 33 PS46 00 10 00 _ _	46	150

Dim. mm 663x724x46 H

BOTTOM SHELF FOR LOCKS

ART.	Front H mm	kg
M 33 PS46 10 10 00 _ _	46	150

Dim. mm 663x724x46 H

ADJUSTABLE SHELF

ART.	Total H mm	kg
M 33 PR25 00 00 01 _ _	60	150

Usable dim. mm 657x631x60 H

SLOTTED ADJUSTABLE SHELF

ART.	Front H mm	kg
M 33 PR35 10 00 01 _ _	35	300

Dim. mm 663x721x35 H

36x36 EH

PARTITIONING MATERIAL

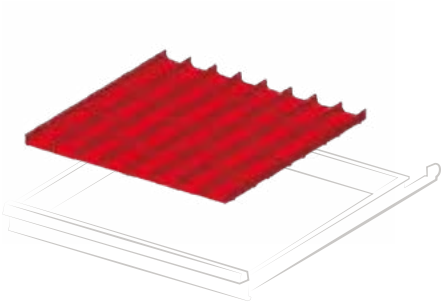

ART.	for front height mm
F FH 2005 15 00	50 - 300

Set including: 16 troughs 2 grooves, 35 plain partitions 73 mm

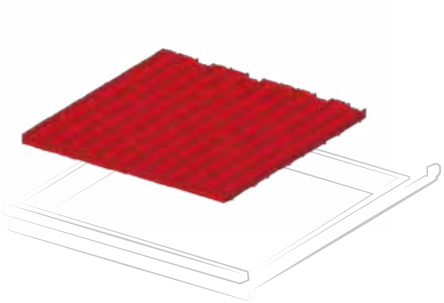

ART.	for front height mm
F FH 2005 16 00	50 - 300

Set including: 16 troughs 3 grooves, 50 plain partitions 47 mm

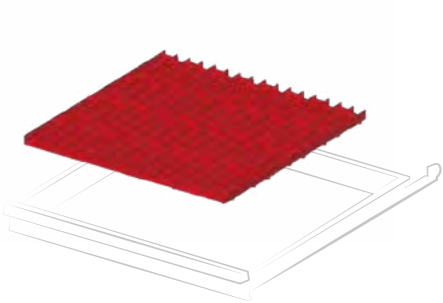

ART.	for front height mm
F FH 2005 17 00	50 - 300

Set including: 16 troughs 4 grooves, 65 plain partitions 36 mm

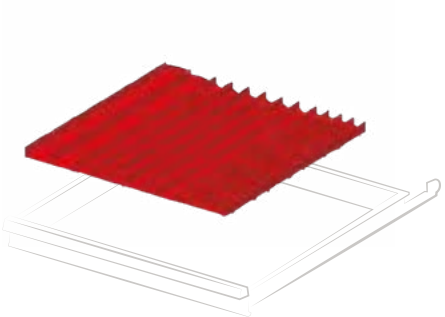

ART.	for front height mm
F FH 2005 20 00	50 - 300

Set including: 4 troughs 4 grooves, 8 troughs 3 grooves, 4 troughs 2 grooves, 30 plain partitions 36 mm, 20 plain partitions 47 mm, 10 plain partitions 73 mm

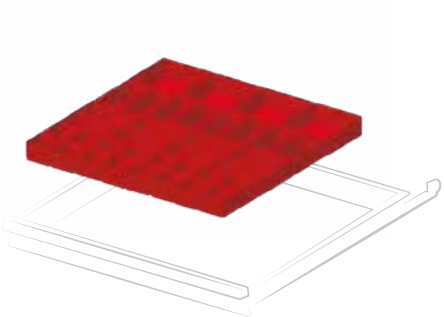

ART.	for front height mm
F FH 2005 12 00	50
F FH 2007 12 00	75

Set including: 16 plastic boxes 75x75 mm, 16 plastic boxes 150x75 mm, 4 plastic boxes 150x150 mm

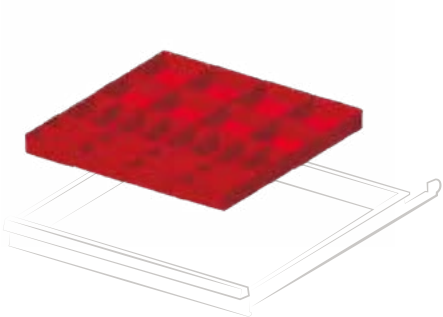

ART.	for front height mm
F FH 2005 13 00	50
F FH 2007 13 00	75
F FH 2010 13 00	100 - 125

Set including: 16 plastic boxes 150x75 mm, 8 plastic boxes 150x150 mm

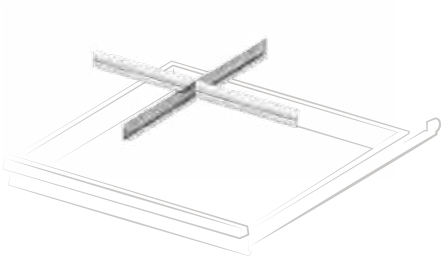

ART.	for front height mm
F FH 2005 05 00	50
F FH 2007 05 00	75
F FH 2010 05 00	100 - 125
F FH 2015 05 00	150
F FH 2020 05 00	200 - 250
F FH 2030 05 00	300

Set including: 1 slotted partition 610 mm, 2 plain partitions 302 mm

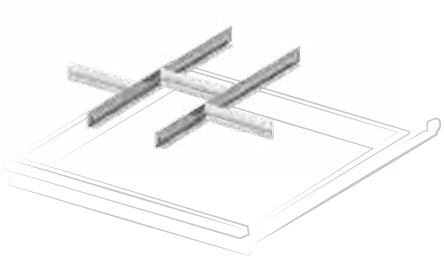

ART.	for front height mm
F FH 2005 06 00	50
F FH 2007 06 00	75
F FH 2010 06 00	100 - 125
F FH 2015 06 00	150
F FH 2020 06 00	200 - 250
F FH 2030 06 00	300

Set including: 2 slotted partitions 610 mm, 3 plain partitions 200 mm

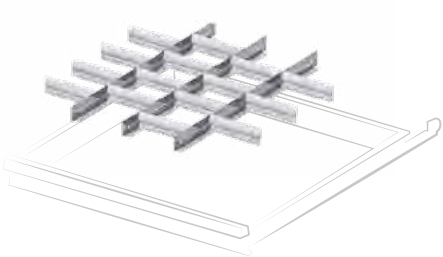

ART.	for front height mm
F FH 2005 07 00	50
F FH 2007 07 00	75
F FH 2010 07 00	100 - 125
F FH 2015 07 00	150
F FH 2020 07 00	200 - 250

Set including: 3 slotted partitions 610 mm, 15 plain partitions 149 mm

CONFIGURE A FAMI DRAWER WITH BETA TOOLS

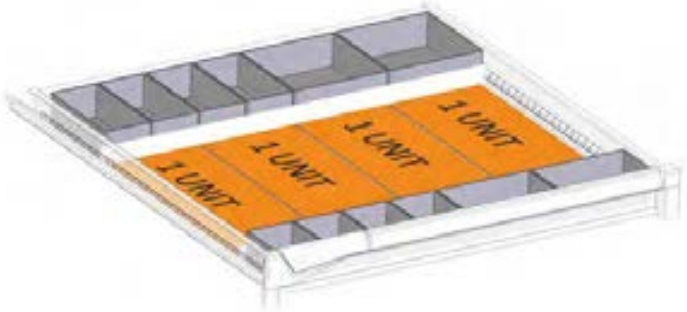

ART. F FH 2007 50 07
Drawer pre-setting kit for Beta thermoformed trays consisting of:
no. 4 F HC 6071 00 07
no. 6 F HC 6471 00 07
no. 2 F HC 6871 00 07
no. 1 F HA 1140 00 99
no. 1 F HA 2140 00 99

1 unit = 1 Beta thermoformed tray (367x147 mm)
2 unit = 1 Beta thermoformed tray (367x294 mm)
4 unit = 1 Beta thermoformed tray (367x588 mm)

EXAMPLES OF TERMOFORMED TRAY USE









MASTER 867x726 mm

METAL COLOURS

GREY RAL 7000 .01	GREEN RAL 6011 .02
BLUE RAL 5012 .04	GREY RAL 7035 .08
GREY WHITE RAL 9002 .1F	RUBY RED RAL 3003 .1G
GENTIAN BLUE RAL 5010 .34	PURE WHITE RAL 9010 .35
ANTHRACITE GREY RAL 7016 .39	BLUE CAPRI RAL 5019 .48

- **ART. M 43 A100 C0 10 AW 04**
  H = 1000 mm - 7 drawers

PLASTIC COLOURS

DARK GREY .M0	MEDITERRANEAN BLUE .M1	SKY BLUE .M2	GLAMOUR RED .M3
RED CARPET .M4	JUICE ORANGE .M5	SUNNY YELLOW .M6	FOREST GREEN .M7

KEY

SHELF/ DRAWER CAPACITY

SHELF/ DRAWER EXTENSION

CABINET CLOSURE

! ALL INDICATED LOAD CAPACITY VALUES ARE NET AND REFER TO EVENLY DISTRIBUTED WEIGHTS

H 700 mm

ART.		kg		
M 43 A070 C0 10 29 04	50-75-100	100-96-92%	key	
M 43 A070 C0 10 48 04	200	100%	key	
M 43 A070 E2 10 29 04	50-75-100	100-96-92%	code	
M 43 A070 E2 10 48 04	200	100%	code	

H 700 mm

ART.		kg		
M 43 A070 C0 10 42 04	50-75-100	100-96-92%	key	
M 43 A070 C0 10 43 04	200	100%	key	
M 43 A070 E2 10 42 04	50-75-100	100-96-92%	code	
M 43 A070 E2 10 43 04	200	100%	code	

H 850 mm

ART.		kg		
M 43 A085 C0 10 AC 04	50-75-100	100-96-92%	key	
M 43 A085 C0 10 AD 04	200	100%	key	
M 43 A085 E2 10 AC 04	50-75-100	100-96-92%	code	
M 43 A085 E2 10 AD 04	200	100%	code	

H 850 mm

ART.		kg		
M 43 A085 C0 10 AG 04	50-75-100	100-96-92%	key	
M 43 A085 C0 10 AH 04	200	100%	key	
M 43 A085 E2 10 AG 04	50-75-100	100-96-92%	code	
M 43 A085 E2 10 AH 04	200	100%	code	

MASTER 867x726 mm

H 1000 mm

ART.		kg		
M 43 A100 C0 10 AW 04	50-75-100	100-96-92%	key	
M 43 A100 C0 10 BH 04	200	100%	key	
M 43 A100 E2 10 AW 04	50-75-100	100-96-92%	code	
M 43 A100 E2 10 BH 04	200	100%	code	

H 1000 mm

*flexible extraction

ART.		kg		
M 43 A100 C0 10 CS 04	50-75-100	100-96-92%	key	
M 43 A100 C0 10 CT 04	200	100%	key	
M 43 A100 E2 10 CS 04	50-75-100	100-96-92%	code	
M 43 A100 E2 10 CT 04	200	100%	code	

H 1023 mm

door 900 mm depth 751 mm

ART.		kg		
M 43 A100 C0 10 BU 04	50-75-100	100-96-92%	key	
M 43 A100 C0 10 BV 04	200	100%	key	
M 43 A100 P5 10 BU 04	50-75-100	100-96-92%	code	
M 43 A100 P5 10 BV 04	200	100%	code	

H 1023 mm

door 900 mm depth 751 mm

ART.		kg		
M 43 A100 C0 10 CA 04	50-75-100	100-96-92%	key	
M 43 A100 C0 10 CB 04	200	100%	key	
M 43 A100 P5 10 CA 04	50-75-100	100-96-92%	code	
M 43 A100 P5 10 CB 04	200	100%	code	

kg CAPACITY EXTENSION CLOSING

H 1500 mm

ART.	kg			
M 43 A150 C0 10 FJ 04	50-75-100	100-96-92%	key	
M 43 A150 C0 10 FK 04	200	100%	key	
M 43 A150 E2 10 FJ 04	50-75-100	100-96-92%	code	
M 43 A150 E2 10 FK 04	200	100%	code	

H 1500 mm

door 1400 mm

depth 751 mm

ART.	kg			
M 43 A150 C0 10 LC 04	50-75-100	100-96-92%	key	
M 43 A150 C0 10 LD 04	200	100%	key	
M 43 A150 P5 10 LC 04	50-75-100	100-96-92%	code	
M 43 A150 P5 10 LD 04	200	100%	code	

ART. M 43 A085 E2 14 PA 48

MASTER 867x726 mm

H 2000 mm

H 2000 mm

ART.	kg			
M 43 A200 C5 10 FU 04	50-75-100	100-96-92%	-	
M 43 A200 C5 10 FV 04	200	100%	-	

ART.	kg			
M 43 A200 C0 10 FS 04	50-75-100	100-96-92%	key	
M 43 A200 C0 10 FT 04	200	100%	key	
M 43 A200 E2 10 FS 04	50-75-100	100-96-92%	code	
M 43 A200 E2 10 FT 04	200	100%	code	

kg CAPACITY EXTENSION CLOSING

H 2000 mm

door 900 mm

ART.	kg			
M 43 A200 C0 10 FY 04	50-75-100	100-96-92%	key	
M 43 A200 C0 10 FZ 04	200	100%	key	
M 43 A200 T2 10 FY 04	50-75-100	100-96-92%	code	
M 43 A200 T2 10 FZ 04	200	100%	code	

H 2000 mm

door 1900 mm

ART.	kg			
M 43 A200 C0 10 FW 04	50-75-100	100-96-92%	key	
M 43 A200 C0 10 FX 04	200	100%	key	
M 43 A200 P5 10 FW 04	50-75-100	100-96-92%	code	
M 43 A200 P5 10 FX 04	200	100%	code	

MASTER 947x752 mm

H 963 mm

ART.		kg		
M 43 R070 S0 10 42 04	50-75-100	100-96-92%	key	
M 43 R070 P2 10 42 04	50-75-100	100-96-92%	code	

Cabinet capacity 600 kg - Cabinet height without wheels mm 763

H 963 mm

ART.		kg		
M 43 R070 S0 10 44 04	50-75-100	100-96-92%	key	
M 43 R070 P2 10 44 04	50-75-100	100-96-92%	code	

Cabinet capacity 600 kg - Cabinet height without wheels mm 763

H 1113 mm

ART.		kg		
M 43 R085 S0 10 AC 04	50-75-100	100-96-92%	key	
M 43 R085 P2 10 AC 04	50-75-100	100-96-92%	code	

Cabinet capacity 600 kg - Cabinet height without wheels mm 913

H 1113 mm

ART.		kg		
M 43 R085 S0 10 AG 04	50-75-100	100-96-92%	key	
M 43 R085 P2 10 AG 04	50-75-100	100-96-92%	code	

Cabinet capacity 600 kg - Cabinet height without wheels mm 913

2 elastic rubber swivel wheels with brake Ø 160 mm
2 elastic rubber fixed wheels Ø 160 mm

kg CAPACITY EXTENSION CLOSING

H 1263 mm

ART.	kg		
M 43 R100 S0 10 CQ 04	50-75-100	100-96-92%	key
M 43 R100 P2 10 CQ 04	50-75-100	100-96-92%	code

Cabinet capacity 600 kg - Cabinet height without wheels mm 1063

H 1263 mm

ART.	kg		
M 43 R100 S0 10 AW 04	50-75-100	100-96-92%	key
M 43 R100 P2 10 AW 04	50-75-100	100-96-92%	code

Cabinet capacity 600 kg - Cabinet height without wheels mm 1063

2 elastic rubber swivel wheels with brake Ø 160 mm
2 elastic rubber fixed wheels Ø 160 mm

ART. M 43 R070 P2 10 RA EF

MASTER 867x726 mm

CONFIGURE YOUR CABINET

	CHOOSE a height	CHOOSE a clousure		CHOOSE a colour
M43	A040	C5	10 00	01

EMPTY CABINET

Cabinet load capacity 3100 kg

	HEIGHT		CLOSURE			COLOUR	
M43	A070	700 mm (working dim. 600 mm)		X0 with no bar and no lock	10 00		01 RAL 7000
	A085	850 mm (working dim. 750 mm)		C5* no lock			02 RAL 6011
	A100	1000 mm (working dim. 900 mm)		C0* KEY cylinder lock			1G RAL 3003
	A150	1500 mm (working dim. 1400 mm)		C1* KEY cylinder lock			1F RAL 9002
	A200	2000 mm (working dim. 1900 mm)		C2* KEY cylinder lock			48 RAL 5019
				E2* CODE numerical code			39 RAL 7016
				T2* CODE numerical code			04 RAL 5012
							08 RAL 7035
							35 RAL 9010
							34 RAL 5010

*COMPLETE WITH VERTEBRATE BAR

EMPTY CABINET pre-set for wheels

	HEIGHT		CLOSURE			COLOUR	
M43	R070	763 mm (working dim. 600 mm)		S0 with bar and no lock	10 00		01 RAL 7000
	R085	913 mm (working dim. 750 mm)		S1 KEY cylinder lock			02 RAL 6011
	R100	1063 mm (working dim. 900 mm)		S2 KEY cylinder lock			1G RAL 3003
				P2 CODE numerical code			1F RAL 9002
				A1 CODE numerical code			48 RAL 5019
							39 RAL 7016
							04 RAL 5012
							08 RAL 7035
							35 RAL 9010
							34 RAL 5010

COMPLETE WITH VERTEBRATE BAR, 4-EDGE SHELF WITH PVC TOP, PAIR OF HANDLES, PAIR OF PLATES FOOTPRINT
Overall dim. mm 941x752

CAPACITY EXTENSION CLOSING

FLEXIBLE EXTENSION DRAWERS

ART. WHIT Dark Grey plastic kit	ART. NO Plastic kit*	Usable dim. mm	Front H mm	kg	
M 43 C050 01 10 0F _ _	M 43 C050 01 00 0F _ _	753x600x31 H	50	50 - 75 - 100	100% - 96% - 92%
M 43 C075 01 10 0F _ _	M 43 C075 01 00 0F _ _	753x600x56 H	75	50 - 75 - 100	100% - 96% - 92%
M 43 C100 01 10 0F _ _	M 43 C100 01 00 0F _ _	753x600x81 H	100	50 - 75 - 100	100% - 96% - 92%
M 43 C125 01 10 0F _ _	M 43 C125 01 00 0F _ _	753x600x106 H	125	50 - 75 - 100	100% - 96% - 92%
M 43 C150 01 10 0F _ _	M 43 C150 01 00 0F _ _	753x600x131 H	150	50 - 75 - 100	100% - 96% - 92%
M 43 C200 01 10 0F _ _	M 43 C200 01 00 0F _ _	753x600x181 H	200	50 - 75 - 100	100% - 96% - 92%
M 43 C250 01 10 0F _ _	M 43 C250 01 00 0F _ _	753x600x231 H	250	50 - 75 - 100	100% - 96% - 92%
M 43 C300 01 10 0F _ _	M 43 C300 01 00 0F _ _	753x600x281 H	300	50 - 75 - 100	100% - 96% - 92%

*MATCH THE ITEM NUMBER TO ONE OF THE PLASTIC KITS AVAILABLE IN THE TABLE BELOW

TELESCOPIC EXTRACTION DRAWERS

ART. WHIT Dark Grey plastic kit	ART. NO Plastic kit*	Usable dim. mm	Front H mm	kg	
M 43 C075 01 10 0T _ _	M 43 C075 01 00 0T _ _	753x600x56 H	75	200	100%
M 43 C100 01 10 0T _ _	M 43 C100 01 00 0T _ _	753x600x81 H	100	200	100%
M 43 C125 01 10 0T _ _	M 43 C125 01 00 0T _ _	753x600x106 H	125	200	100%
M 43 C150 01 10 0T _ _	M 43 C150 01 00 0T _ _	753x600x131 H	150	200	100%
M 43 C200 01 10 0T _ _	M 43 C200 01 00 0T _ _	753x600x181 H	200	200	100%
M 43 C250 01 10 0T _ _	M 43 C250 01 00 0T _ _	753x600x231 H	250	200	100%
M 43 C300 01 10 0T _ _	M 43 C300 01 00 0T _ _	753x600x281 H	300	200	100%

*MATCH THE ITEM NUMBER TO ONE OF THE PLASTIC KITS AVAILABLE IN THE TABLE BELOW

PLASTIC KIT
FOR EXTENSIBLE DRAWERS AND SHELVES

PLASTIC COLOURS	ART.
MEDITERRANEAN BLUE	M 40 PLS1 00 00 00 M1
SKY BLUE	M 40 PLS1 00 00 00 M2
GLAMOUR RED	M 40 PLS1 00 00 00 M3
RED CARPET	M 40 PLS1 00 00 00 M4
JUICY ORANGE	M 40 PLS1 00 00 00 M5
SUNNY YELLOW	M 40 PLS1 00 00 00 M6
FOREST GREEN	M 40 PLS1 00 00 00 M7

MASTER 867x726 mm

FLEXIBLE EXTENSIBLE SHELVES

ART. WHIT Dark Grey plastic kit	ART. NO Plastic kit*	Usable dim. mm	Front H mm	kg	
M 43 C057 01 10 0F _ _	M 43 C057 01 00 0F _ _	753x600	70	50 - 75 - 100	100% - 96% - 92%

*MATCH THE ITEM NUMBER TO ONE OF THE PLASTIC KITS AVAILABLE IN THE TABLE BELOW

TELESCOPIC EXTENSIBLE SHELVES

ART. WHIT Dark Grey plastic kit	ART. NO Plastic kit*	Usable dim. mm	Front H mm	kg	
M 43 C057 01 10 0T _ _	M 43 C057 01 00 0T _ _	753x600	70	200	100%

*MATCH THE ITEM NUMBER TO ONE OF THE PLASTIC KITS AVAILABLE IN THE TABLE BELOW

ADJUSTABLE SHELF

ART.	Usable dim. mm	Total H mm	kg
M 43 PR25 00 00 01 _ _	810x631	60	100

CAN BE FITTED FRONTALLY TO THE VERTEBRATE BAR

PLASTIC KIT
FOR EXTENSIBLE DRAWERS AND SHELVES

PLASTIC COLOURS	ART.
MEDITERRANEAN BLUE	M 40 PLS1 00 00 00 M1
SKY BLUE	M 40 PLS1 00 00 00 M2
GLAMOUR RED	M 40 PLS1 00 00 00 M3
RED CARPET	M 40 PLS1 00 00 00 M4
JUICY ORANGE	M 40 PLS1 00 00 00 M5
SUNNY YELLOW	M 40 PLS1 00 00 00 M6
FOREST GREEN	M 40 PLS1 00 00 00 M7

kg CAPACITY EXTENSION CLOSING

ART. M 43 A085 E2 14 PA 48

ART. M 43 R070 S0 11 PB EF

MASTER 867x726 mm

Doors with cylinder

PAIR OF HINGED DOORS TOTAL HEIGHT

CABINET H mm	TYPE OF CLOSURE		ART. WHIT Dark Grey plastic kit	ART. NO Plastic kit*
850	C0	KEY cylinder lock	M 40 P075 C0 10 10 _ _	M 40 P075 C0 00 10 _ _
	C1	KEY cylinder lock	M 40 P075 C1 10 10 _ _	M 40 P075 C1 00 10 _ _
	C2	KEY cylinder lock	M 40 P075 C2 10 10 _ _	M 40 P075 C2 00 10 _ _
1000	C0	KEY cylinder lock	M 40 P090 C0 10 10 _ _	M 40 P090 C0 00 10 _ _
	C1	KEY cylinder lock	M 40 P090 C1 10 10 _ _	M 40 P090 C1 00 10 _ _
	C2	KEY cylinder lock	M 40 P090 C2 10 10 _ _	M 40 P090 C2 00 10 _ _
1500	C0	KEY cylinder lock	M 40 P140 C0 10 10 _ _	M 40 P140 C0 00 10 _ _
	C1	KEY cylinder lock	M 40 P140 C1 10 10 _ _	M 40 P140 C1 00 10 _ _
	C2	KEY cylinder lock	M 40 P140 C2 10 10 _ _	M 40 P140 C2 00 10 _ _
2000	C0	KEY cylinder lock	M 40 P190 C0 10 10 _ _	M 40 P190 C0 00 10 _ _
	C1	KEY cylinder lock	M 40 P190 C1 10 10 _ _	M 40 P190 C1 00 10 _ _
	C2	KEY cylinder lock	M 40 P190 C2 10 10 _ _	M 40 P190 C2 00 10 _ _

*MATCH THE ITEM NUMBER TO ONE OF THE PLASTIC KITS AVAILABLE IN THE TABLE ON THE RIGHT

PAIR OF DOORS MUST BE ASSOCIATED WITH CABINETS WITH **C5** CLOSURE (WITHOUT LOCK) OR **X0** CLOSURE (WITHOUT VERTEBRATE BAR AND WITHOUT LOCK)

PAIR OF HINGED DOORS PARTIAL HEIGHT

DOOR FOOTPRINT H mm	TYPE OF CLOSURE		ART. WHIT Dark Grey plastic kit	ART. NO Plastic kit*
775	C0	KEY cylinder lock	M 40 P077 C0 10 11 _ _	M 40 P077 C0 00 11 _ _
	C1	KEY cylinder lock	M 40 P077 C1 10 11 _ _	M 40 P077 C1 00 11 _ _
	C2	KEY cylinder lock	M 40 P077 C2 10 11 _ _	M 40 P077 C2 00 11 _ _

*MATCH THE ITEM NUMBER TO ONE OF THE PLASTIC KITS AVAILABLE IN THE TABLE ON THE RIGHT

DOORS WITH NUMERICAL CODE

PAIR OF HINGED DOORS TOTAL HEIGHT

CABINET H mm	TYPE OF CLOSURE		ART. WHIT Dark Grey plastic kit	ART. NO Plastic kit*
850		P5 CODE numerical code	M 40 P075 P5 10 10 _ _	M 40 P075 P5 00 10 _ _
1000		P5 CODE numerical code	M 40 P090 P5 10 10 _ _	M 40 P090 P5 00 10 _ _
1500		P5 CODE numerical code	M 40 P140 P5 10 10 _ _	M 40 P140 P5 00 10 _ _
2000		P5 CODE numerical code	M 40 P190 P5 10 10 _ _	M 40 P190 P5 00 10 _ _

*MATCH THE ITEM NUMBER TO ONE OF THE PLASTIC KITS AVAILABLE IN THE TABLE BELOW

PAIR OF DOORS MUST BE ASSOCIATED WITH CABINETS WITH **C5** CLOSURE (WITHOUT LOCK) OR **X0** CLOSURE (WITHOUT VERTEBRATE BAR AND WITHOUT LOCK)

PAIR OF HINGED DOORS PARTIAL HEIGHT

DOOR FOOTPRINT H mm	TYPE OF CLOSURE	ART. WHIT Dark Grey plastic kit	ART. NO Plastic kit*
775	A4 handle without keypad	M 40 P077 A4 10 11 _ _	M 40 P077 A4 00 11 _ _

*MATCH THE ITEM NUMBER TO ONE OF THE PLASTIC KITS AVAILABLE IN THE TABLE BELOW

PAIR OF DOORS MUST BE ASSOCIATED WITH CABINETS WITH THE FOLLOWING CLOSURES:
USE THE **T2** LOCK FOR THE CABINET WITHOUT WHEELS
USE THE **A1** LOCK FOR THE CABINET WITH WHEELS

REMOTE CONTROL

ART.	
M 00 VRC0 00 00 00 00	Receiver module with remote control
M 00 VRC0 00 00 01 00	Additional remote control

PLASTIC KIT
FOR PAIR OF DOORS

PLASTIC COLOURS	ART. KEY	ART. CODE
MEDITERRANEAN BLUE	M 00 PLS0 00 00 30 M1	M 00 PLS0 00 00 31 M1
SKY BLUE	M 00 PLS0 00 00 30 M2	M 00 PLS0 00 00 31 M2
GLAMOUR RED	M 00 PLS0 00 00 30 M3	M 00 PLS0 00 00 31 M3
RED CARPET	M 00 PLS0 00 00 30 M4	M 00 PLS0 00 00 31 M4
JUICY ORANGE	M 00 PLS0 00 00 30 M5	M 00 PLS0 00 00 31 M5
SUNNY YELLOW	M 00 PLS0 00 00 30 M6	M 00 PLS0 00 00 31 M6
FOREST GREEN	M 00 PLS0 00 00 30 M7	M 00 PLS0 00 00 31 M7

MASTER 867x726 mm

3-EDGE TOP SHELF

ART.	dim. mm
M 43 T023 AG 00 31 07	867x726x23 H

Pvc coated shelf for SINGLE CABINET. Black colour

4-EDGE TOP SHELF

ART.	dim. mm
M 43 T023 AG 00 41 07	867x726x23 H

Pvc coated shelf for SINGLE CABINET. Black colour

ART. M 00 T023 AG 00 F0 00
CABINET TOP SHELF DRILLING FOR 4-EDGE SHELF FIXING

MULTIPLEX TOP SHELF

ART.	dim. mm
M 43 T040 MU 00 01 00	867x726x40 H

For SINGLE CABINET



MDF TOP SHELF DIM. 867x726x32 mm H

ART.	finishes	for cabinet
M 43 T030 MD GM 21 07	1 side profile	RH or LH final

MDF shelf with oil-proof top rubber coating. Black colour

MDF TOP SHELF DIM. 867x726x32 mm H

ART.	finishes	for cabinet
M 43 T030 MD GM 11 07	-	central

MDF shelf with oil-proof top rubber coating. Black colour



MDF TOP SHELF DIM. 867x726x32 mm H

ART.	finishes	for cabinet
M 43 T030 MD GM 01 07	2 side profiles	single

MDF shelf with oil-proof top rubber coating. Black colour

ART. M 00 T030 MD 00 F0 00
CABINET TOP SHELF DRILLING FOR MDF AND MULTIPLEX SHELF FIXING INCLUDING FIXING SCREWS

OIL-PROOF RUBBER FINISHING

MDF SHELF APPLICATION

CAPACITY EXTENSION CLOSING

MULTIPLEX TOP SHELF FOR CABINET WITH WHEELS
AVAILABLE ON REQUEST

HEIGHT RAISING PLINTH 50 mm

ART.	dim. mm
M 43 Z050 00 00 00 _ _	865x725x50 H

HEIGHT RAISING PLINTH 100 mm

ART.	dim. mm
M 43 Z100 00 00 00 _ _	865x725x100 H

PLINTHS FOR FORK LIFT TRUCK - Black colour RAL 9005

ART.		dim. mm
M 03 Z060 20 00 00 07	pair of plinths	200x722x60 H
M 40 Z060 21 00 00 07	facing piece	861x46x55 H

PLINTHS FOR TRANSPALLET - Black colour RAL 9005

ART.		dim. mm
M 43 Z100 10 00 00 07	plinth	865x722x100 H
M 40 Z100 11 00 00 07	facing piece	861x46x95 H

MASTER 867x726 mm

ELASTIC RUBBER FIXED WHEEL

ART.	Ø mm	Cabinet capacity kg	C mm
C RG BCE15 125	125	380	155
C RG BCE15 160	160	600	200

ELASTIC RUBBER SWIVEL WHEEL WITH BRAKE

ART.	Ø mm	Cabinet capacity kg	C mm
C RG DCE15 125	125	380	155
C RG DCE15 160	160	600	200

NYLON FIXED WHEEL

ART.	Ø mm	Cabinet capacity kg	C mm
C RN BAD11 125	125	380	155
C RN BAD04 160	160	600	200

NYLON SWIVEL WHEEL WITH BRAKE

ART.	Ø mm	Cabinet capacity kg	C mm
C RN DAD11 125	125	380	155
C RN DAD04 160	160	600	200

SPARE PARTS - FIXING

SPARE LOCK

ART. M 00 CSR0 8800 00 00
Spare lock with two keys

SPARE KEY

ART. M 00 CF00 0000 00 00

Always specify the number indicated in the cylinder lock where you wish to replace the key

PASSEPARTOUT

ART. M 00 PF.. 0000 00 00
Available in 23 series, numbered from F 01 to F 23.

Master key series F 01	ART. M 00 PF01 00 00 00 00
Master key series F 02	ART. M 00 PF02 00 00 00 00
Master key series F ..	ART. M 00 PF.. 00 00 00 00

CABINET-TO-CABINET FIXING SET

ART. M 00 FIS0 00 00 00 99
Cabinet-to-cabinet fixing set with 4 screws complete with M8 nuts

ART. M 00 SVR0 00 00 00 99
Drilling and hardware for fixing two overlapping cabinets

FLOOR FIXING SET

ART. F AG 9200 00 99
Pair of zinc-plated brackets for cabinet floor fixing

ART. F AG 9204 00 99
2 "HILTI" plugs for concrete floors ≥ to classes C20/25
Recommended traction of the plug: 2.9 kN
Plug diameter: Ø 6 mm

SPARE HANDLE

ART. M 00 PLS0 0000 22 M0
Replacement door handle available in Dark Grey.

OTHER COLOURS ON REQUEST

THE CABINETS MUST BE FIXED TO A FLOOR OR WALL IF OVERLAPPING,
THEY MUST BE FIXED EXCLUSIVELY TO WALLS AND THEIR CAPACITY DIVIDED BY TWO

45x36 EH

MASTER 867x726 mm

Born To Be Extreme

Cabinet Empty
without vertebrate bar and without lock

H 700 mm Useful H 600 mm	H 850 mm Useful H 750 mm	H 1000 mm Useful H 900 mm	H 1500 mm Useful H 1400 mm	H 2000 mm Useful H 1900 mm
M 43 A070 X0 10 00 _ _	M 43 A085 X0 10 00 _ _	M 43 A100 X0 10 00 _ _	M 43 A150 X0 10 00 _ _	M 43 A200 X0 10 00 _ _

VERTEBRATE BAR

The vertebrate bar is composed of an extruded aluminum profile spaced at a 25 mm interval to allow the insertion of a spring to prevent tipping the cabinet. The anti-tilt rod comes complete with plastic accessories and the upper structure designed for use with either the cylinder lock or the electronic lock.

ART.	Working H (mm) for drawer insertion
M 00 V030 00 00 00 00	300
M 00 V050 00 00 00 00	500
M 00 V060 00 00 00 00	600
M 00 V070 00 00 00 00	700
M 00 V075 00 00 00 00	750
M 00 V090 00 00 00 00	900

ART.	Working H (mm) for drawer insertion
M 00 V105 00 00 00 00	1050
M 00 V122 00 00 00 00	1225
M 00 V140 00 00 00 00	1400
M 00 V152 00 00 00 00	1525
M 00 V190 00 00 00 00	1900

CYLINDER LOCK (KEY)

CYLINDER LOCK CLOSURE COMPLETE WITH:
- 1 cylinder lock with 2 keys
- 1 steel wire with sheath
- 1 front pin assembly
- 1 back pin assembly

ART.		
M 33 V000 C0 00 00 00	C0	CYLINDER LOCK WITH DIFFERENT NUMBERING
M 33 V000 C1 00 00 00	C1	CYLINDER LOCK FOR SETS OF 160 NUMBERS
M 33 V000 C2 00 00 00	C2	CYLINDER LOCK WITH SAME NUMBERING

For Experts Only

NUMERICAL CODE LOCK (CODE)

ART.		
M 43 V000 E2 00 00 00	E2	BAR OPENING/CLOSING (battery power supply)
M 43 V000 E5 00 00 00	E5	BAR OPENING/CLOSING (mains power supply)
M 43 V000 T2 00 00 00	T2	DOOR + BAR OPENING/CLOSING (battery power supply)
M 43 V000 T3 00 00 00	T3	DOOR + BAR OPENING/CLOSING (mains power supply)

ART. REMOTE CONTROL	
M 00 VRC0 00 00 00 00	Receiver module with remote control
M 00 VRC0 00 00 01 00	Additional remote control

SHELVES FOR LOCKS AND ADJUSTABLE SHELVES

TOP SHELF FOR LOCKS

ART.	Front H mm	kg
M 43 PS46 00 10 00 _ _	46	150

Dim. mm 816x724x46 H

BOTTOM SHELF FOR LOCKS

ART.	Front H mm	kg
M 43 PS46 10 10 00 _ _	46	150

Dim. mm 816x724x46 H

ADJUSTABLE SHELF

ART.	Total H mm	kg
M 43 PR25 00 00 01 _ _	60	100

Usable dim. mm 810x631x60 H

SLOTTED ADJUSTABLE SHELF

ART.	Front H mm	kg
M 43 PR35 10 00 01 _ _	35	250

Dim. mm 816x721x35 H

45x36 EH

PARTITIONING MATERIAL

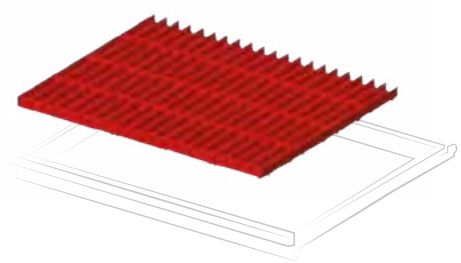

ART.	for front height mm
F FH 3005 10 00	50 - 300

Set including: 20 troughs 4 grooves,
130 plain partitions 36 mm

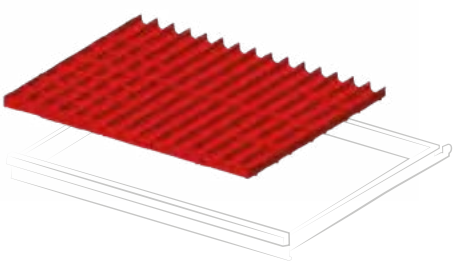

ART.	for front height mm
F FH 3005 12 00	50 - 300

Set including: 20 troughs 3 grooves,
100 plain partitions 47 mm



ART.	for front height mm
F FH 3005 13 00	50 - 300

Set including: 4 troughs 4 grooves, 12 troughs 3 grooves, 4 troughs 2 grooves, 16 plain partitions 36 mm, 36 plain partitions 47 mm, 8 plain partitions 73 mm

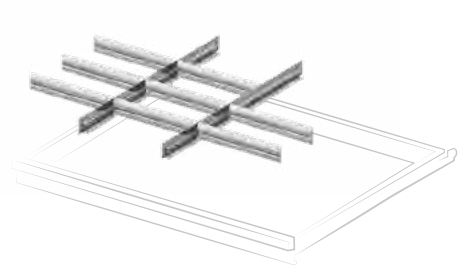

ART.	for front height mm
F FH 3010 02 00	100 - 125
F FH 3015 02 00	150
F FH 3020 02 00	200 - 250
F FH 3030 02 00	300

Set including: 2 slotted partitions 610 mm,
8 plain partitions 251 mm

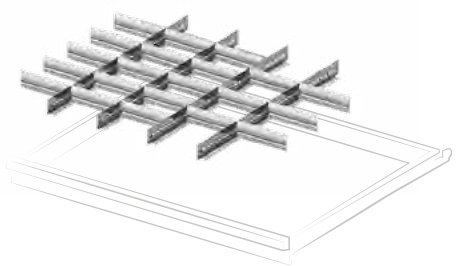

ART.	for front height mm
F FH 3007 03 00	75
F FH 3010 03 00	100 - 125
F FH 3015 03 00	150
F FH 3020 03 00	200 - 250
F FH 3030 03 00	300

Set including: 4 slotted partitions 610 mm,
21 plain partitions 149 mm

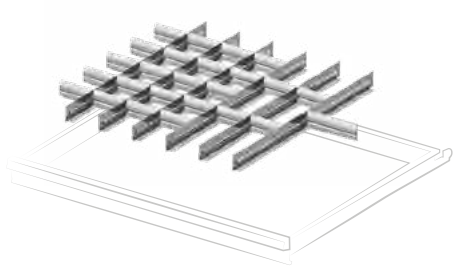

ART.	for front height mm
F FH 3005 06 00	50
F FH 3007 06 00	75
F FH 3010 06 00	100 - 125

Set including: 6 slotted partitions 610 mm,
24 plain partitions 98 mm,
1 plain partition 149 mm

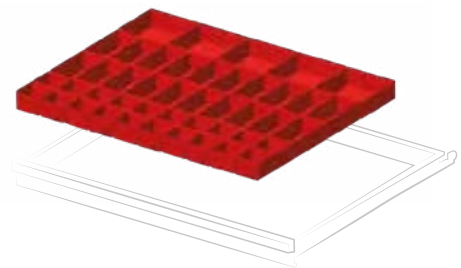

ART.	for front height mm
F FH 3005 07 00	50
F FH 3007 07 00	75

Set including: 20 plastic boxes 75x75 mm,
20 plastic boxes 150x75 mm,
5 plastic boxes 150x150 mm

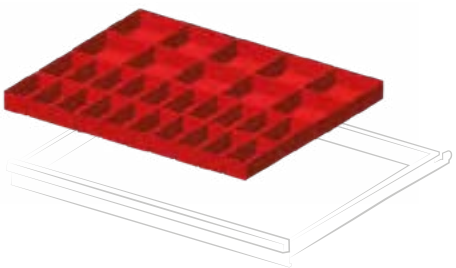

ART.	for front height mm
F FH 3005 08 00	50
F FH 3007 08 00	75
F FH 3010 08 00	100 - 125

Set including: 20 plastic boxes 150x75 mm,
10 plastic boxes 150x150 mm



ART.	for front height mm
F FH 3005 09 00	50
F FH 3007 09 00	75
F FH 3010 09 00	100 - 125

Set including: 20 plastic boxes 150x150 mm

CONFIGURE A FAMI DRAWER WITH BETA TOOLS

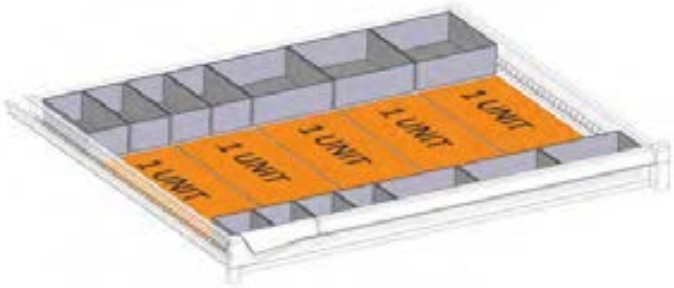

ART. F FH 3007 50 07
Drawer pre-setting kit for Beta thermoformed trays consisting of:
no. 4 F HC 6071 00 07
no. 7 F HC 6471 00 07
no. 3 F HC 6871 00 07

1 unit = 1 Beta thermoformed tray (367x147 mm)
2 unit = 1 Beta thermoformed tray (367x294 mm)
4 unit = 1 Beta thermoformed tray (367x588 mm)

EXAMPLES OF TERMOFORMED TRAY USE

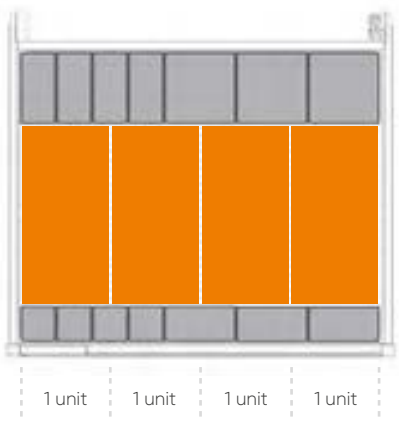

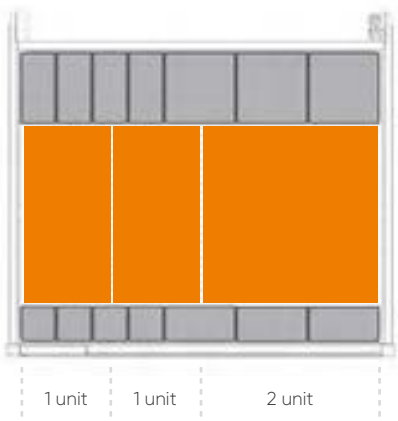

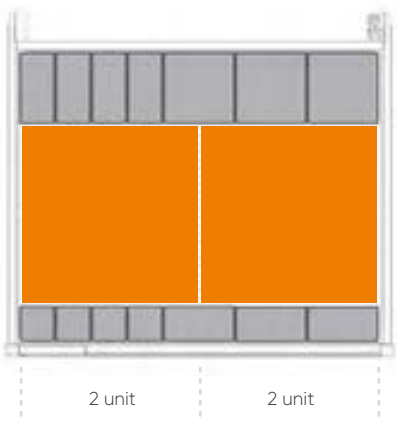

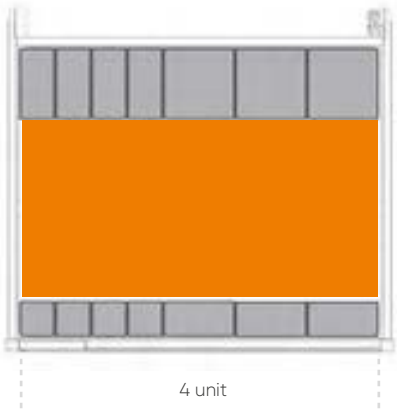

MASTER 1020x726 mm

METAL COLOURS

GREY RAL 7000 .01	GREEN RAL 6011 .02
BLUE RAL 5012 .04	GREY RAL 7035 .08
GREY WHITE RAL 9002 .1F	RUBY RED RAL 3003 .1G
GENTIAN BLUE RAL 5010 .34	PURE WHITE RAL 9010 .35
ANTHRACITE GREY RAL 7016 .39	BLUE CAPRI RAL 5019 .48

- **ART. M 53 A100 C0 10 BE 04**
  H = 1000 mm - 6 drawers

PLASTIC COLOURS

DARK GREY .M0	MEDITERRANEAN BLUE .M1	SKY BLUE .M2	GLAMOUR RED .M3
RED CARPET .M4	JUICE ORANGE .M5	SUNNY YELLOW .M6	FOREST GREEN .M7

KEY

SHELF/ DRAWER CAPACITY

SHELF/ DRAWER EXTENSION

CABINET CLOSURE

! ALL INDICATED LOAD CAPACITY VALUES ARE NET AND REFER TO EVENLY DISTRIBUTED WEIGHTS

H 700 mm

ART.	kg		
M 53 A070 C0 10 49 04	50-75-100	100-96-92%	key
M 53 A070 C0 10 50 04	200	100%	key
M 53 A070 E2 10 49 04	50-75-100	100-96-92%	code
M 53 A070 E2 10 50 04	200	100%	code

H 700 mm

ART.	kg		
M 53 A070 C0 10 31 04	50-75-100	100-96-92%	key
M 53 A070 C0 10 51 04	200	100%	key
M 53 A070 E2 10 31 04	50-75-100	100-96-92%	code
M 53 A070 E2 10 51 04	200	100%	code

H 850 mm

ART.	kg		
M 53 A085 C0 10 88 04	50-75-100	100-96-92%	key
M 53 A085 C0 10 AP 04	200	100%	key
M 53 A085 E2 10 88 04	50-75-100	100-96-92%	code
M 53 A085 E2 10 AP 04	200	100%	code

H 850 mm

ART.	kg		
M 53 A085 C0 10 AA 04	50-75-100	100-96-92%	key
M 53 A085 C0 10 AB 04	200	100%	key
M 53 A085 E2 10 AA 04	50-75-100	100-96-92%	code
M 53 A085 E2 10 AB 04	200	100%	code

MASTER 1020x726 mm

H 850 mm

ART.	kg		
M 53 A085 C0 10 AM 04	50-75-100	100-96-92%	key
M 53 A085 C0 10 AN 04	200	100%	key
M 53 A085 E2 10 AM 04	50-75-100	100-96-92%	code
M 53 A085 E2 10 AN 04	200	100%	code

H 850 mm

*flexible extraction

ART.	kg		
M 53 A085 C0 10 AE 04	50-75-100	100-96-92%	key
M 53 A085 C0 10 AF 04	200	100%	key
M 53 A085 E2 10 AE 04	50-75-100	100-96-92%	code
M 53 A085 E2 10 AF 04	200	100%	code

H 1000 mm

ART.	kg		
M 53 A100 C0 10 BE 04	50-75-100	100-96-92%	key
M 53 A100 C0 10 BF 04	200	100%	key
M 53 A100 E2 10 BE 04	50-75-100	100-96-92%	code
M 53 A100 E2 10 BF 04	200	100%	code

H 1000 mm

ART.	kg		
M 53 A100 C0 10 AW 04	50-75-100	100-96-92%	key
M 53 A100 C0 10 BH 04	200	100%	key
M 53 A100 E2 10 AW 04	50-75-100	100-96-92%	code
M 53 A100 E2 10 BH 04	200	100%	code

kg CAPACITY EXTENSION CLOSING

H 1000 mm

ART.	kg			
M 53 A100 C0 10 DD 04	50-75-100	100-96-92%	key	
M 53 A100 C0 10 DE 04	200	100%	key	
M 53 A100 E2 10 DD 04	50-75-100	100-96-92%	code	
M 53 A100 E2 10 DE 04	200	100%	code	

H 1000 mm

ART.	kg			
M 53 A100 C5 10 CW 04	50-75-100	100-96-92%	-	
M 53 A100 C5 10 CX 04	200	100%	-	

H 1023 mm

door 900 mm depth 751 mm

ART.	kg			
M 53 A100 C0 10 CA 04	50-75-100	100-96-92%	key	
M 53 A100 C0 10 CB 04	200	100%	key	
M 53 A100 P5 10 CA 04	50-75-100	100-96-92%	code	
M 53 A100 P5 10 CB 04	200	100%	code	

H 1023 mm

door 900 mm depth 751 mm

ART.	kg			
M 53 A100 C0 10 CE 04	50-75-100	100-96-92%	key	
M 53 A100 C0 10 CF 04	200	100%	key	
M 53 A100 P5 10 CE 04	50-75-100	100-96-92%	code	
M 53 A100 P5 10 CF 04	200	100%	code	

MASTER 1020x726 mm

H 1500 mm

ART.	kg		
M 53 A150 C0 10 FJ 04	50-75-100	100-96-92%	key
M 53 A150 C0 10 FK 04	200	100%	key
M 53 A150 E2 10 FJ 04	50-75-100	100-96-92%	code
M 53 A150 E2 10 FK 04	200	100%	code

H 1500 mm

door 1400 mm

depth 751 mm

ART.	kg		
M 53 A150 C0 10 LC 04	50-75-100	100-96-92%	key
M 53 A150 C0 10 LD 04	200	100%	key
M 53 A150 P5 10 LC 04	50-75-100	100-96-92%	code
M 53 A150 P5 10 LD 04	200	100%	code

H 2000 mm

ART.	kg		
M 53 A200 C5 10 FU 04	50-75-100	100-96-92%	key
M 53 A200 C5 10 FV 04	200	100%	code

H 2000 mm

ART.	kg		
M 53 A200 C0 10 FS 04	50-75-100	100-96-92%	key
M 53 A200 C0 10 FT 04	200	100%	key
M 53 A200 E2 10 FS 04	50-75-100	100-96-92%	code
M 53 A200 E2 10 FT 04	200	100%	code

kg CAPACITY EXTENSION CLOSING

1020x751 mm

54x36 EH

H 2000 mm

door 900 mm

ART.		kg			
M 53 A200 C0 10 FY 04		50-75-100	100-96-92%	key	
M 53 A200 C0 10 FZ 04		200	100%	key	
M 53 A200 T2 10 FY 04		50-75-100	100-96-92%	code	
M 53 A200 T2 10 FZ 04		200	100%	code	

H 2000 mm

door 1900 mm

ART.		kg			
M 53 A200 C0 10 FW 04		50-75-100	100-96-92%	key	
M 53 A200 C0 10 FX 04		200	100%	key	
M 53 A200 P5 10 FW 04		50-75-100	100-96-92%	code	
M 53 A200 P5 10 FX 04		200	100%	code	

MASTER 2040x751 mm

H 873 mm

single door

ART.	kg		
M 53 D085 C0 10 GJ 04	50-75-100	100-96-92%	key
M 53 D085 C0 10 GK 04	200	100%	key

H 1023 mm

single door

ART.	kg		
M 53 D100 C0 10 GQ 04	50-75-100	100-96-92%	key
M 53 D100 C0 10 GR 04	200	100%	key

ART. M 53 D150 C0 10 PF NR

kg CAPACITY EXTENSION CLOSING

H 873 mm

double door

ART.		kg		
M 53 D085 C0 10 GL 04	50-75-100	100-96-92%	key	
M 53 D085 C0 10 GM 04	200	100%	key	

H 1023 mm

double door

ART.		kg		
M 53 D100 C0 10 HQ 04	50-75-100	100-96-92%	key	
M 53 D100 C0 10 HR 04	200	100%	key	

H 1500 mm

double door

ART.		kg		
M 53 D150 C0 10 JE 04	50-75-100	100-96-92%	key	
M 53 D150 C0 10 JF 04	200	100%	key	

H 2000 mm

double door

ART.		kg		
M 53 D200 C0 10 JJ 04	50-75-100	100-96-92%	key	
M 53 D200 C0 10 JK 04	200	100%	key	

MASTER 1100x752 mm

H 963 mm

ART.	kg			
M 53 R070 S0 10 31 04	50-75-100	100-96-92%	key	
M 53 R070 P2 10 31 04	50-75-100	100-96-92%	code	

Cabinet capacity 600 kg - Cabinet height without wheels mm 763

H 963 mm

ART.	kg			
M 53 R070 S0 10 44 04	50-75-100	100-96-92%	key	
M 53 R070 P2 10 44 04	50-75-100	100-96-92%	code	

Cabinet capacity 600 kg - Cabinet height without wheels mm 763

H 1113 mm

ART.	kg			
M 53 R085 S0 10 88 04	50-75-100	100-96-92%	key	
M 53 R085 P2 10 88 04	50-75-100	100-96-92%	code	

Cabinet capacity 600 kg - Cabinet height without wheels mm 913

H 1113 mm

ART.	kg			
M 53 R085 S0 10 AA 04	50-75-100	100-96-92%	key	
M 53 R085 P2 10 AA 04	50-75-100	100-96-92%	code	

Cabinet capacity 600 kg - Cabinet height without wheels mm 913

2 elastic rubber swivel wheels with brake Ø 160 mm
2 elastic rubber fixed wheels Ø 160 mm

kg CAPACITY EXTENSION CLOSING

H 1263 mm

ART.		kg		
M 53 R100 S0 10 CQ 04	50-75-100	100-96-92%	key	
M 53 R100 P2 10 CQ 04	50-75-100	100-96-92%	code	

Cabinet capacity 600 kg - Cabinet height without wheels mm 1063

H 1263 mm

ART.		kg		
M 53 R100 S0 10 AW 04	50-75-100	100-96-92%	key	
M 53 R100 P2 10 AW 04	50-75-100	100-96-92%	code	

Cabinet capacity 600 kg - Cabinet height without wheels mm 1063

2 elastic rubber swivel wheels with brake Ø 160 mm
2 elastic rubber fixed wheels Ø 160 mm

ART. M 53 R070 P2 14 PG 35

MASTER 1020x726 mm

CONFIGURE YOUR CABINET

	CHOOSE a height	CHOOSE a clousure		CHOOSE a colour
M53	A040	C5	10 00	01

EMPTY CABINET

Cabinet load capacity 3100 kg

	HEIGHT		CLOSURE			COLOUR	
M53	A070	700 mm (working dim. 600 mm)	X0 with no bar and no lock		10 00	01	RAL 7000
	A085	850 mm (working dim. 750 mm)	C5* no lock			02	RAL 6011
	A100	1000 mm (working dim. 900 mm)	C0* KEY cylinder lock			1G	RAL 3003
	A132	1325 mm (working dim. 1225 mm)	C1* KEY cylinder lock			1F	RAL 9002
	A150	1500 mm (working dim. 1400 mm)	C2* KEY cylinder lock			48	RAL 5019
	A200	2000 mm (working dim. 1900 mm)	E2* CODE numerical code			39	RAL 7016
			T2* CODE numerical code			04	RAL 5012
						08	RAL 7035
						35	RAL 9010
						34	RAL 5010

*COMPLETE WITH VERTEBRATE BAR

EMPTY CABINET pre-set for wheels

	HEIGHT		CLOSURE			COLOUR	
M53	R070	763 mm (working dim. 600 mm)	S0 KEY cylinder lock		10 00	01	RAL 7000
	R085	913 mm (working dim. 750 mm)	S1 KEY cylinder lock			02	RAL 6011
	R100	1063 mm (working dim. 900 mm)	S2 KEY cylinder lock			1G	RAL 3003
			P2 CODE numerical code			1F	RAL 9002
			A1 CODE numerical code			48	RAL 5019
						39	RAL 7016
						04	RAL 5012
						08	RAL 7035
						35	RAL 9010
						34	RAL 5010

COMPLETE WITH VERTEBRATE BAR, 4-EDGE SHELF WITH PVC TOP, PAIR OF HANDLES, PAIR OF PLATES FOOTPRINT
Overall dim. mm 1094x752

CAPACITY EXTENSION CLOSING

FLEXIBLE EXTENSION DRAWERS

ART. WHIT Dark Grey plastic kit	ART. NO plastic kit*	Usable dim. mm	Front H mm	kg	
M 53 C050 01 10 0F _ _	M 53 C050 01 00 0F _ _	906x600x31 H	50	50 - 75 - 100	100% - 96% - 92%
M 53 C075 01 10 0F _ _	M 53 C075 01 00 0F _ _	906x600x56 H	75	50 - 75 - 100	100% - 96% - 92%
M 53 C100 01 10 0F _ _	M 53 C100 01 00 0F _ _	906x600x81 H	100	50 - 75 - 100	100% - 96% - 92%
M 53 C125 01 10 0F _ _	M 53 C125 01 00 0F _ _	906x600x106 H	125	50 - 75 - 100	100% - 96% - 92%
M 53 C150 01 10 0F _ _	M 53 C150 01 00 0F _ _	906x600x131 H	150	50 - 75 - 100	100% - 96% - 92%
M 53 C200 01 10 0F _ _	M 53 C200 01 00 0F _ _	906x600x181 H	200	50 - 75 - 100	100% - 96% - 92%
M 53 C250 01 10 0F _ _	M 53 C250 01 00 0F _ _	906x600x231 H	250	50 - 75 - 100	100% - 96% - 92%
M 53 C300 01 10 0F _ _	M 53 C300 01 00 0F _ _	906x600x281 H	300	50 - 75 - 100	100% - 96% - 92%

*MATCH THE ITEM NUMBER TO ONE OF THE PLASTIC KITS AVAILABLE IN THE TABLE BELOW

TELESCOPIC EXTRACTION DRAWERS

ART. WHIT Dark Grey plastic kit	ART. NO plastic kit*	Usable dim. mm	Front H mm	kg	
M 53 C075 01 10 0T _ _	M 53 C075 01 00 0T _ _	906x600x56 H	75	200	100%
M 53 C100 01 10 0T _ _	M 53 C100 01 00 0T _ _	906x600x81 H	100	200	100%
M 53 C125 01 10 0T _ _	M 53 C125 01 00 0T _ _	906x600x106 H	125	200	100%
M 53 C150 01 10 0T _ _	M 53 C150 01 00 0T _ _	906x600x131 H	150	200	100%
M 53 C200 01 10 0T _ _	M 53 C200 01 00 0T _ _	906x600x181 H	200	200	100%
M 53 C250 01 10 0T _ _	M 53 C250 01 00 0T _ _	906x600x231 H	250	200	100%
M 53 C300 01 10 0T _ _	M 53 C300 01 00 0T _ _	906x600x281 H	300	200	100%

*MATCH THE ITEM NUMBER TO ONE OF THE PLASTIC KITS AVAILABLE IN THE TABLE BELOW

PLASTIC KIT
FOR EXTENSIBLE DRAWERS AND SHELVES

PLASTIC COLOUR	ART.
MEDITERRANEAN BLUE	M 50 PLS1 00 00 00 M1
SKY BLUE	M 50 PLS1 00 00 00 M2
GLAMOUR RED	M 50 PLS1 00 00 00 M3
RED CARPET	M 50 PLS1 00 00 00 M4
JUICY ORANGE	M 50 PLS1 00 00 00 M5
SUNNY YELLOW	M 50 PLS1 00 00 00 M6
FOREST GREEN	M 50 PLS1 00 00 00 M7

MASTER 1020x726 mm

FLEXIBLE EXTENSIBLE SHELVES

ART. WHIT Dark Grey plastic kit	ART. NO plastic kit*	Usable dim. mm	Front H mm	kg	
M 53 C057 01 10 0F _ _	M 53 C057 01 00 0F _ _	906x600	70	50 - 75 - 100	100% - 96% - 92%

*MATCH THE ITEM NUMBER TO ONE OF THE PLASTIC KITS AVAILABLE IN THE TABLE BELOW

TELESCOPIC EXTENSIBLE SHELVES

ART. WHIT Dark Grey plastic kit	ART. NO plastic kit*	Usable dim. mm	Front H mm	kg	
M 53 C057 01 10 0T _ _	M 53 C057 01 00 0T _ _	906x600	70	200	100%

*MATCH THE ITEM NUMBER TO ONE OF THE PLASTIC KITS AVAILABLE IN THE TABLE BELOW

ADJUSTABLE SHELF

ART.	Usable dim. mm	Total H mm	kg
M 53 PR25 00 00 01 _ _	963x631	60	100

CAN BE FITTED FRONTALLY TO THE VERTEBRATE BAR

PLASTIC KIT
FOR EXTENSIBLE DRAWERS AND SHELVES

PLASTIC COLOUR	ART.
MEDITERRANEAN BLUE	M 50 PLS1 00 00 00 M1
SKY BLUE	M 50 PLS1 00 00 00 M2
GLAMOUR RED	M 50 PLS1 00 00 00 M3
RED CARPET	M 50 PLS1 00 00 00 M4
JUICY ORANGE	M 50 PLS1 00 00 00 M5
SUNNY YELLOW	M 50 PLS1 00 00 00 M6
FOREST GREEN	M 50 PLS1 00 00 00 M7

kg CAPACITY EXTENSION CLOSING

54x36 EH

ART. M ZA 0400 00 00 00 08

MASTER 1020x726 mm

HINGED DOORS WITH CYLINDER

PAIR OF FULL HEIGHT HINGED DOORS

CABINET H mm	TYPE OF CLOSURE		ART. WHIT Dark Grey plastic kit	ART. NO Plastic kit*
850	C0	KEY cylinder lock	M 50 P075 C0 10 10 _ _	M 50 P075 C0 00 10 _ _
	C1	KEY cylinder lock	M 50 P075 C1 10 10 _ _	M 50 P075 C1 00 10 _ _
	C2	KEY cylinder lock	M 50 P075 C2 10 10 _ _	M 50 P075 C2 00 10 _ _
1000	C0	KEY cylinder lock	M 50 P090 C0 10 10 _ _	M 50 P090 C0 00 10 _ _
	C1	KEY cylinder lock	M 50 P090 C1 10 10 _ _	M 50 P090 C1 00 10 _ _
	C2	KEY cylinder lock	M 50 P090 C2 10 10 _ _	M 50 P090 C2 00 10 _ _
1500	C0	KEY cylinder lock	M 50 P140 C0 10 10 _ _	M 50 P140 C0 00 10 _ _
	C1	KEY cylinder lock	M 50 P140 C1 10 10 _ _	M 50 P140 C1 00 10 _ _
	C2	KEY cylinder lock	M 50 P140 C2 10 10 _ _	M 50 P140 C2 00 10 _ _
2000	C0	KEY cylinder lock	M 50 P190 C0 10 10 _ _	M 50 P190 C0 00 10 _ _
	C1	KEY cylinder lock	M 50 P190 C1 10 10 _ _	M 50 P190 C1 00 10 _ _
	C2	KEY cylinder lock	M 50 P190 C2 10 10 _ _	M 50 P190 C2 00 10 _ _

*MATCH THE ITEM NUMBER TO ONE OF THE PLASTIC KITS AVAILABLE IN THE TABLE ON THE RIGHT

PAIR OF DOORS MUST BE ASSOCIATED WITH CABINETS WITH **C5** CLOSURE (WITHOUT LOCK) OR **X0** CLOSURE (WITHOUT VERTEBRATE BAR AND WITHOUT LOCK)

PAIR OF PARTIAL HEIGHT HINGED DOORS

DOOR FOOTPRINT H mm	TYPE OF CLOSURE		ART. WHIT Dark Grey plastic kit	ART. NO Plastic kit*
775	C0	KEY cylinder lock	M 50 P077 C0 10 11 _ _	M 50 P077 C0 00 11 _ _
	C1	KEY cylinder lock	M 50 P077 C1 10 11 _ _	M 50 P077 C1 00 11 _ _
	C2	KEY cylinder lock	M 50 P077 C2 10 11 _ _	M 50 P077 C2 00 11 _ _

*MATCH THE ITEM NUMBER TO ONE OF THE PLASTIC KITS AVAILABLE IN THE TABLE ON THE RIGHT

HINGED DOORS WITH NUMERICAL CODE

PAIR OF FULL HEIGHT HINGED DOORS

CABINET H mm	TYPE OF CLOSURE		ART. WHIT Dark Grey plastic kit	ART. NO Plastic kit*
850		P5 CODE numerical code	M 50 P075 P5 10 10 _ _	M 50 P075 P5 00 10 _ _
1000		P5 CODE numerical code	M 50 P090 P5 10 10 _ _	M 50 P090 P5 00 10 _ _
1500		P5 CODE numerical code	M 50 P140 P5 10 10 _ _	M 50 P140 P5 00 10 _ _
2000		P5 CODE numerical code	M 50 P190 P5 10 10 _ _	M 50 P190 P5 00 10 _ _

*MATCH THE ITEM NUMBER TO ONE OF THE PLASTIC KITS AVAILABLE IN THE TABLE BELOW

PAIR OF DOORS MUST BE ASSOCIATED WITH CABINETS WITH **C5** CLOSURE (WITHOUT LOCK) OR **X0** CLOSURE (WITHOUT VERTEBRATE BAR AND WITHOUT LOCK)

PAIR OF PARTIAL HEIGHT HINGED DOORS

DOOR FOOTPRINT H mm	TYPE OF CLOSURE	ART. WHIT Dark Grey plastic kit	ART. NO Plastic kit*
775	A4 handle without keypad	M 50 P077 A4 10 11 _ _	M 50 P077 A4 00 11 _ _

*MATCH THE ITEM NUMBER TO ONE OF THE PLASTIC KITS AVAILABLE IN THE TABLE BELOW

PAIR OF DOORS MUST BE ASSOCIATED WITH CABINETS WITH THE FOLLOWING CLOSURES:
USE THE **T2** LOCK FOR THE CABINET WITHOUT WHEELS
USE THE **A1** LOCK FOR THE CABINET WITH WHEELS

REMOTE CONTROL

ART.	
M 00 VRC0 00 00 00 00	Receiver module with remote control
M 00 VRC0 00 00 01 00	Additional remote control

PLASTIC KIT
FOR PAIR OF DOORS

PLASTIC COLOUR	ART. KEY	ART. CODE
MEDITERRANEAN BLUE	M 00 PLS0 00 00 30 M1	M 00 PLS0 00 00 31 M1
SKY BLUE	M 00 PLS0 00 00 30 M2	M 00 PLS0 00 00 31 M2
GLAMOUR RED	M 00 PLS0 00 00 30 M3	M 00 PLS0 00 00 31 M3
RED CARPET	M 00 PLS0 00 00 30 M4	M 00 PLS0 00 00 31 M4
JUICY ORANGE	M 00 PLS0 00 00 30 M5	M 00 PLS0 00 00 31 M5
SUNNY YELLOW	M 00 PLS0 00 00 30 M6	M 00 PLS0 00 00 31 M6
FOREST GREEN	M 00 PLS0 00 00 30 M7	M 00 PLS0 00 00 31 M7

MASTER 2040x776 mm

EMPTY CABINET WITH 2 SLIDING DOORS

CABINET WITH DOUBLE SLIDING DOOR WITHOUT VERTEBRATE BAR

CABINET H mm	TYPE OF CLOSURE		ART. WHIT Dark Grey plastic kit	ART. NO plastic kit*
850 (working dim. 750 mm)	C0	KEY cylinder lock	M 53 D085 C0 10 0D _ _	M 53 D085 C0 00 0D _ _
	C1	KEY cylinder lock	M 53 D085 C1 10 0D _ _	M 53 D085 C1 00 0D _ _
	C2	KEY cylinder lock	M 53 D085 C2 10 0D _ _	M 53 D085 C2 00 0D _ _
1000 (working dim. 900 mm)	C0	KEY cylinder lock	M 53 D100 C0 10 0D _ _	M 53 D100 C0 00 0D _ _
	C1	KEY cylinder lock	M 53 D100 C1 10 0D _ _	M 53 D100 C1 00 0D _ _
	C2	KEY cylinder lock	M 53 D100 C2 10 0D _ _	M 53 D100 C2 00 0D _ _
1500 (working dim. 1400 mm)	C0	KEY cylinder lock	M 53 D150 C0 10 0D _ _	M 53 D150 C0 00 0D _ _
	C1	KEY cylinder lock	M 53 D150 C1 10 0D _ _	M 53 D150 C1 00 0D _ _
	C2	KEY cylinder lock	M 53 D150 C2 10 0D _ _	M 53 D150 C2 00 0D _ _
2000 (working dim. 1900 mm)	C0	KEY cylinder lock	M 53 D200 C0 10 0D _ _	M 53 D200 C0 00 0D _ _
	C1	KEY cylinder lock	M 53 D200 C1 10 0D _ _	M 53 D200 C1 00 0D _ _
	C2	KEY cylinder lock	M 53 D200 C2 10 0D _ _	M 53 D200 C2 00 0D _ _

*MATCH THE ITEM NUMBER TO ONE OF THE PLASTIC KITS AVAILABLE IN THE TABLE BELOW

PLASTIC KIT
FOR SLIDING DOORS

PLASTIC COLOUR	ART. 2 SLIDING DOORS	ART. 1 SLIDING DOOR
MEDITERRANEAN BLUE	M 00 PLS0 00 00 50 M1	M 00 PLS0 00 00 40 M1
SKY BLUE	M 00 PLS0 00 00 50 M2	M 00 PLS0 00 00 40 M2
GLAMOUR RED	M 00 PLS0 00 00 50 M3	M 00 PLS0 00 00 40 M3
RED CARPET	M 00 PLS0 00 00 50 M4	M 00 PLS0 00 00 40 M4
JUICY ORANGE	M 00 PLS0 00 00 50 M5	M 00 PLS0 00 00 40 M5
SUNNY YELLOW	M 00 PLS0 00 00 50 M6	M 00 PLS0 00 00 40 M6
FOREST GREEN	M 00 PLS0 00 00 50 M7	M 00 PLS0 00 00 40 M7

EMPTY CABINET WITH 1 SLIDING DOOR



CABINET WITH SINGLE SLIDING DOOR WITHOUT VERTEBRATE BAR

CABINET H mm	TYPE OF CLOSURE		ART. WHIT Dark Grey plastic kit	ART. NO plastic kit*
850 (working dim. 750 mm)	C0	KEY cylinder lock	M 53 D085 C0 10 0S _ _	M 53 D085 C0 00 0S _ _
	C1	KEY cylinder lock	M 53 D085 C1 10 0S _ _	M 53 D085 C1 00 0S _ _
	C2	KEY cylinder lock	M 53 D085 C2 10 0S _ _	M 53 D085 C2 00 0S _ _
1000 (working dim. 900 mm)	C0	KEY cylinder lock	M 53 D100 C0 10 0S _ _	M 53 D100 C0 00 0S _ _
	C1	KEY cylinder lock	M 53 D100 C1 10 0S _ _	M 53 D100 C1 00 0S _ _
	C2	KEY cylinder lock	M 53 D100 C2 10 0S _ _	M 53 D100 C2 00 0S _ _

*MATCH THE ITEM NUMBER TO ONE OF THE PLASTIC KITS AVAILABLE IN THE TABLE ON THE LEFT

Single door with right-hand closing only, only the left compartment is designed for the insertion of drawers and extensible shelves. The vertebrate shaft must be inserted in the presence of more than 2 drawers/extensible shelves for each compartment.

CYLINDER LOCK

TYPE OF CLOSURE	ART.
C0 KEY cylinder lock	M 53 V000 C0 00 00 00
C1 KEY cylinder lock	M 53 V000 C1 00 00 00
C2 KEY cylinder lock	M 53 V000 C2 00 00 00



VERTEBRATE BAR

WORKING H (mm) FOR DRAWER INSERTION	ART.
750	M 00 V075 00 00 00 00
900	M 00 V090 00 00 00 00
1400	M 00 V140 00 00 00 00
1900	M 00 V190 00 00 00 00

MASTER 1020x726 mm

3-EDGE TOP SHELF

ART.	dim. mm
M 53 T023 AG 00 31 07	1020x726x23 H

Pvc coated shelf for SINGLE CABINET. Black colour

4-EDGE TOP SHELF

ART.	dim. mm
M 53 T023 AG 00 41 07	1020x726x23 H

Pvc coated shelf for SINGLE CABINET. Black colour

ART. M 00 T023 AG 00 F0 00
CABINET TOP SHELF DRILLING FOR 4-EDGE SHELF FIXING

MULTIPLEX TOP SHELF

ART.	dim. mm
M 53 T040 MU 00 01 00	1020x726x40 H

For SINGLE CABINET



MDF TOP SHELF DIM. 1020x726x32 mm H

ART.	finishes	for cabinet
M 53 T030 MD GM 21 07	1 side profile	RH or LH final

MDF shelf with oil-proof top rubber coating. Black colour

OIL-PROOF RUBBER FINISHING

MDF TOP SHELF DIM. 1020x726x32 mm H

ART.	finishes	for cabinet
M 53 T030 MD GM 11 07	-	central

MDF shelf with oil-proof top rubber coating. Black colour

MDF SHELF APPLICATION



MDF TOP SHELF DIM. 1020x726x32 mm H

ART.	finishes	for cabinet
M 53 T030 MD GM 01 07	2 side profiles	single

MDF shelf with oil-proof top rubber coating. Black colour

ART. M 00 T030 MD 00 F0 00
CABINET TOP SHELF DRILLING FOR MDF AND MULTIPLEX SHELF FIXING INCLUDING FIXING SCREWS

MULTIPLEX TOP SHELF FOR CABINET WITH WHEELS
AVAILABLE ON REQUEST

HEIGHT RAISING PLINTH 50 mm

ART.	dim. mm
M 53 Z050 00 00 00 _ _	1018x725x50 H

HEIGHT RAISING PLINTH 100 mm

ART.	dim. mm
M 53 Z100 00 00 00 _ _	1018x725x100 H

PLINTHS FOR FORK LIFT TRUCK - Black colour RAL 9005

ART.		dim. mm
M 03 Z060 20 00 00 07	pair of plinths	200x722x60 H
M 50 Z060 21 00 00 07	facing piece	1014x46x55 H

ART.		dim. mm
M 03 Z100 20 00 00 07	pair of plinths	200x722x100 H
M 50 Z100 21 00 00 07	facing piece	1014x46x95 H

MASTER 1020x726 mm

ELASTIC RUBBER FIXED WHEEL

ART.	Ø mm	Cabinet capacity kg	C mm
C RG BCE15 125	125	360	155
C RG BCE15 160	160	600	200

ELASTIC RUBBER SWIVEL WHEEL WITH BRAKE

ART.	Ø mm	Cabinet capacity kg	C mm
C RG DCE15 125	125	360	155
C RG DCE15 160	160	600	200

NYLON FIXED WHEEL

ART.	Ø mm	Cabinet capacity kg	C mm
C RN BAD11 125	125	360	155
C RN BAD04 160	160	600	200

NYLON SWIVEL WHEEL WITH BRAKE

ART.	Ø mm	Cabinet capacity kg	C mm
C RN DAD11 125	125	360	155
C RN DAD04 160	160	600	200

SPARE PARTS - FIXING

SPARE LOCK

ART. M 00 CSR0 8800 00 00
Spare lock with two keys

SPARE KEY

ART. M 00 CF00 0000 00 00

Always specify the number indicated in the cylinder lock where you wish to replace the key

PASSEPARTOUT

ART. M 00 PF.. 0000 00 00
Available in 23 series, numbered from F 01 to F 23.

Master key series F 01	ART. M 00 PF01 00 00 00 00
Master key series F 02	ART. M 00 PF02 00 00 00 00
Master key series F ..	ART. M 00 PF.. 00 00 00 00

CABINET-TO-CABINET FIXING SET

ART. M 00 FIS0 00 00 00 99
Cabinet-to-cabinet fixing set with 4 screws complete with M8 nuts

ART. M 00 SVR0 00 00 00 99
Drilling and hardware for fixing two overlapping cabinets

FLOOR FIXING SET

ART. F AG 9200 00 99
Pair of zinc-plated brackets for cabinet floor fixing

ART. F AG 9204 00 99
2 "HILTI" plugs for concrete floors ≥ to classes C20/25
Recommended traction of the plug: 2.9 kN
Plug diameter: Ø 6 mm

SPARE HANDLE

ART. M 00 PLS0 0000 22 M0
Replacement door handle available in Dark Grey.

OTHER COLOURS ON REQUEST

THE CABINETS MUST BE FIXED TO A FLOOR OR WALL IF OVERLAPPING,
THEY MUST BE FIXED EXCLUSIVELY TO WALLS AND THEIR CAPACITY DIVIDED BY TWO

54x36 EH

MASTER 1020x726 mm

Born To Be Extreme

Cabinet Empty without vertebrate bar and without lock

H 700 mm Useful H 600 mm	H 850 mm Useful H 750 mm	H 1000 mm Useful H 900 mm
M 53 A070 X0 10 00 _ _	M 53 A085 X0 10 00 _ _	M 53 A100 X0 10 00 _ _

VERTEBRATE BAR

The vertebrate bar is composed of an extruded aluminum profile spaced at a 25 mm interval to allow the insertion of a spring to prevent tipping the cabinet. The anti-tilt rod comes complete with plastic accessories and the upper structure designed for use with either the cylinder lock or the electronic lock.

ART.	Working H (mm) for drawer insertion
M 00 V030 00 00 00 00	300
M 00 V050 00 00 00 00	500
M 00 V060 00 00 00 00	600
M 00 V070 00 00 00 00	700
M 00 V075 00 00 00 00	750
M 00 V090 00 00 00 00	900

ART.	Working H (mm) for drawer insertion
M 00 V105 00 00 00 00	1050
M 00 V122 00 00 00 00	1225
M 00 V140 00 00 00 00	1400
M 00 V152 00 00 00 00	1525
M 00 V190 00 00 00 00	1900

CYLINDER LOCK (KEY)

CYLINDER LOCK CLOSURE COMPLETE WITH:
- 1 cylinder lock with 2 keys
- 1 steel wire with sheath
- 1 front pin assembly
- 1 back pin assembly

ART.		
M 53 V000 C0 00 00 00	C0	CYLINDER LOCK WITH DIFFERENT NUMBERING
M 53 V000 C1 00 00 00	C1	CYLINDER LOCK FOR SETS OF 160 NUMBERS
M 53 V000 C2 00 00 00	C2	CYLINDER LOCK WITH SAME NUMBERING

For Experts Only

H 1325 mm Useful H 1225 mm	H 1500 mm Useful H 1400 mm	H 2000 mm Useful H 1900 mm
M 53 A132 X0 10 00 _ _	M 53 A150 X0 10 00 _ _	M 53 A200 X0 10 00 _ _

NUMERICAL CODE LOCK (CODE)

ART.		
M 53 V000 E2 00 00 00	E2	BAR OPENING/CLOSING (battery power supply)
M 53 V000 E5 00 00 00	E5	BAR OPENING/CLOSING (mains power supply)
M 53 V000 T2 00 00 00	T2	DOOR + BAR OPENING/CLOSING (battery power supply)
M 53 V000 T3 00 00 00	T3	DOOR + BAR OPENING/CLOSING (mains power supply)

ART. REMOTE CONTROL	
M 00 VRC0 00 00 00 00	Receiver module with remote control
M 00 VRC0 00 00 01 00	Additional remote control

SHELVES FOR LOCKS AND ADJUSTABLE SHELVES

TOP SHELF FOR LOCKS

ART.	Front H mm	kg
M 53 PS46 00 10 00 _ _	46	150

Dim. mm 969x724x46 H

BOTTOM SHELF FOR LOCKS

ART.	Front H mm	kg
M 53 PS46 10 10 00 _ _	46	150

Dim. mm 969x724x46 H

ADJUSTABLE SHELF

ART.	Total H mm	kg
M 53 PR25 00 00 01 _ _	60	100

Usable dim. mm 963x631x60 H

SLOTTED ADJUSTABLE SHELF

ART.	Front H mm	kg
M 53 PR35 10 00 01 _ _	35	250

Dim. mm 969x721x35 H

54x36 EH

PARTITIONING MATERIAL

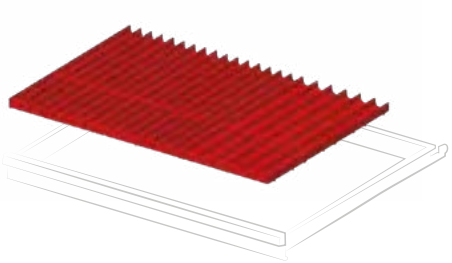

ART.	for front height mm
F FH 5005 19 00	50 - 300

Set including: 16 troughs 4 grooves, 8 troughs 3 grooves, 30 plain partitions 36 mm, 10 plain partitions 47 mm

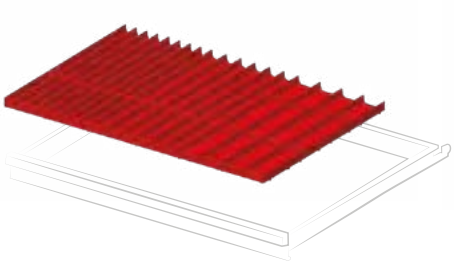

ART.	for front height mm
F FH 5005 09 00	50 - 300

Set including: 8 troughs 4 grooves, 8 troughs 3 grooves, 8 troughs 2 grooves, 15 plain partitions 36 mm, 10 plain partitions 47 mm, 6 plain partitions 73 mm

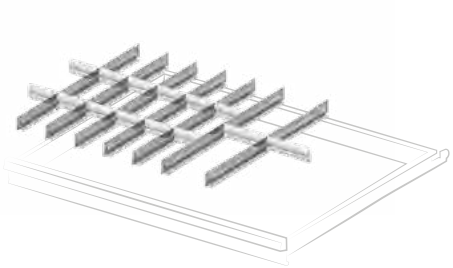

ART.	for front height mm
F FH 5005 15 00	50
F FH 5007 15 00	75
F FH 5010 15 00	100 - 125

Set including: 7 slotted partitions 610 mm, 12 plain partitions 98 mm, 2 plain partitions 149 mm

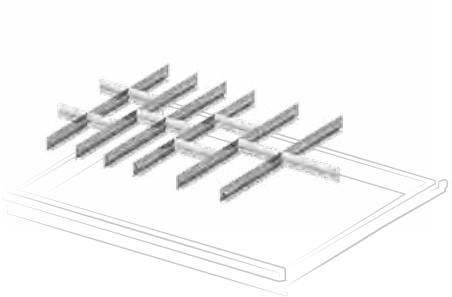

ART.	for front height mm
F FH 5005 14 00	50
F FH 5007 14 00	75
F FH 5010 14 00	100 - 125

Set including: 6 slotted partitions 610 mm, 6 plain partitions 98 mm, 3 plain partitions 149 mm, 1 plain partition 200 mm

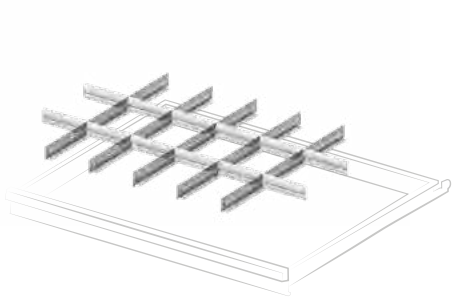

ART.	for front height mm
F FH 5005 13 00	50
F FH 5007 13 00	75
F FH 5010 13 00	100 - 125
F FH 5015 13 00	150
F FH 5020 13 00	200 - 250
F FH 5030 13 00	300

Set including: 5 slotted partitions 610 mm, 12 plain partitions 149 mm

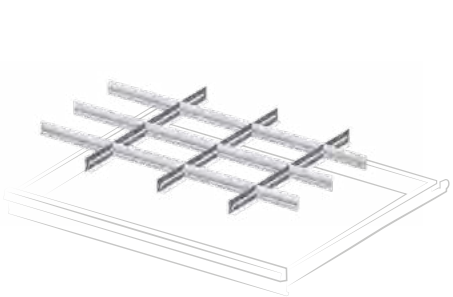

ART.	for front height mm
F FH 5005 01 00	50
F FH 5007 01 00	75
F FH 5010 01 00	100 - 125
F FH 5015 01 00	150
F FH 5020 01 00	200 - 250
F FH 5030 01 00	300

Set including: 3 slotted partitions 610 mm, 3 plain partitions 149 mm, 9 plain partitions 251 mm

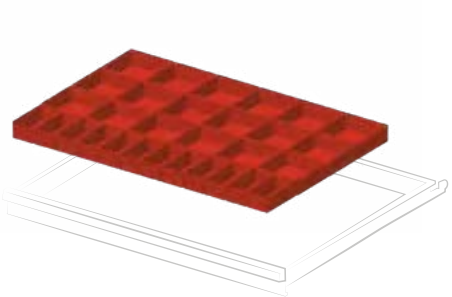

ART.	for front height mm
F FH 5005 08 00	50
F FH 5007 08 00	75
F FH 5010 08 00	100 - 125

Set including: 12 plain boxes 150x75 mm, 18 plain boxes 150x150 mm

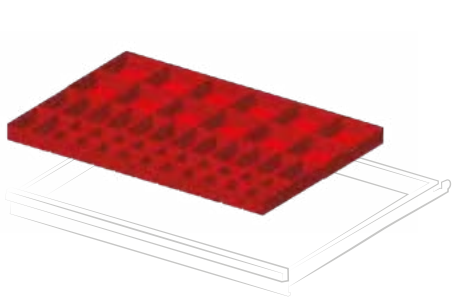

ART.	for front height mm
F FH 5005 17 00	50
F FH 5007 17 00	75

Set including: 20 plain boxes 75x75 mm, 14 plain boxes 150x75 mm, 12 plain boxes 150x150 mm

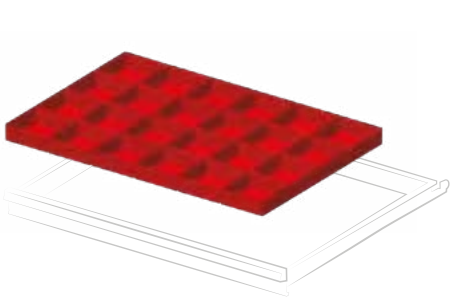

ART.	for front height mm
F FH 5005 18 00	50
F FH 5007 18 00	75
F FH 5010 18 00	100 - 125

Set including: 24 plain boxes 150x150 mm

CONFIGURE A FAMI DRAWER WITH BETA TOOLS

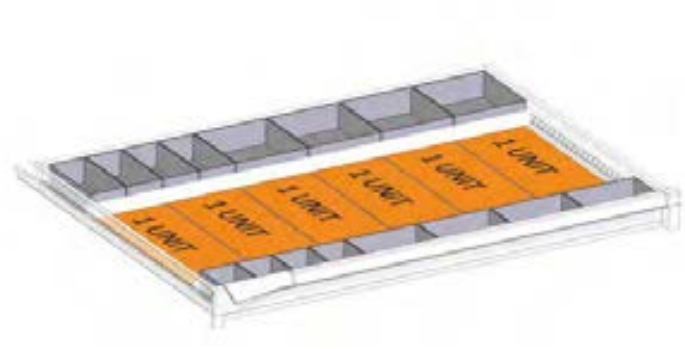

ART. F FH 5007 50 07
Drawer pre-setting kit for Beta thermoformed trays consisting of:
no. 4 F HC 6071 00 07
no. 8 F HC 6471 00 07
no. 4 F HC 6871 00 07
no. 1 F HA 1150 00 99
no. 1 F HA 2150 00 99

1 unit = 1 Beta thermoformed tray (367x147 mm)
2 unit = 1 Beta thermoformed tray (367x294 mm)
4 unit = 1 Beta thermoformed tray (367x588 mm)

EXAMPLES OF TERMOFORMED TRAY USE

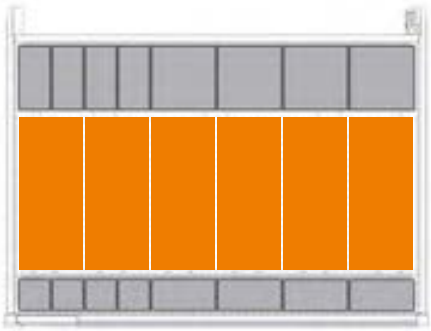

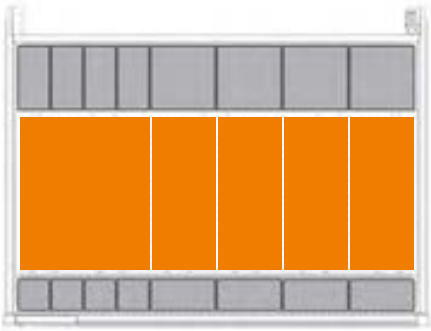

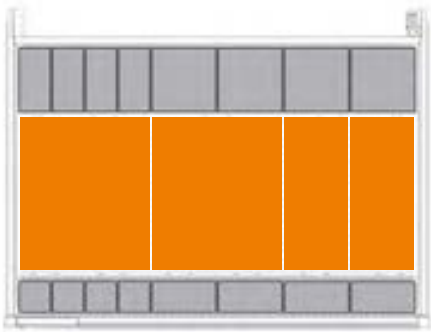

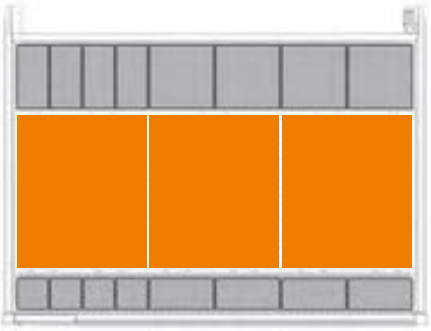

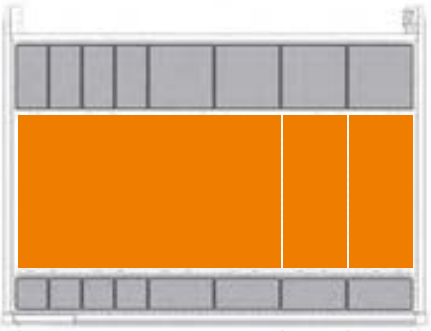

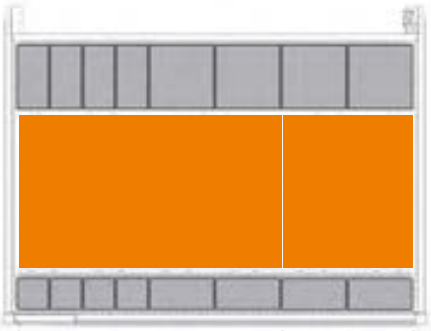

MASTER 1190x726 mm

METAL COLOURS

GREY RAL 7000 .01	GREEN RAL 6011 .02
BLUE RAL 5012 .04	GREY RAL 7035 .08
GREY WHITE RAL 9002 .1F	RUBY RED RAL 3003 .1G
GENTIAN BLUE RAL 5010 .34	PURE WHITE RAL 9010 .35
ANTHRACITE GREY RAL 7016 .39	BLUE CAPRI RAL 5019 .48

- **ART. M 63 A100 C0 10 CN 04**
  H = 1000 mm - 8 drawers

PLASTIC COLOURS

DARK GREY .M0	MEDITERRANEAN BLUE .M1	SKY BLUE .M2	GLAMOUR RED .M3
RED CARPET .M4	JUICE ORANGE .M5	SUNNY YELLOW .M6	FOREST GREEN .M7

KEY

SHELF/ DRAWER CAPACITY

SHELF/ DRAWER EXTENSION

CABINET CLOSURE

! ALL INDICATED LOAD CAPACITY VALUES ARE NET AND REFER TO EVENLY DISTRIBUTED WEIGHTS

H 700 mm

ART.		kg		
M 63 A070 C0 10 49 04	50-75-100	100-96-92%	key	
M 63 A070 C0 10 50 04	200	100%	key	
M 63 A070 E2 10 49 04	50-75-100	100-96-92%	code	
M 63 A070 E2 10 50 04	200	100%	code	

H 700 mm

ART.		kg		
M 63 A070 C0 10 31 04	50-75-100	100-96-92%	key	
M 63 A070 C0 10 51 04	200	100%	key	
M 63 A070 E2 10 31 04	50-75-100	100-96-92%	code	
M 63 A070 E2 10 51 04	200	100%	code	

H 850 mm

ART.		kg		
M 63 A085 C0 10 AA 04	50-75-100	100-96-92%	key	
M 63 A085 C0 10 AB 04	200	100%	key	
M 63 A085 E2 10 AA 04	50-75-100	100-96-92%	code	
M 63 A085 E2 10 AB 04	200	100%	code	

H 850 mm

ART.		kg		
M 63 A085 C0 10 95 04	50-75-100	100-96-92%	key	
M 63 A085 C0 10 AU 04	200	100%	key	
M 63 A085 E2 10 95 04	50-75-100	100-96-92%	code	
M 63 A085 E2 10 AU 04	200	100%	code	

MASTER 1190x726 mm

H 1000 mm

ART.	kg			
M 63 A100 C0 10 CN 04	50-75-100	100-96-92%	key	
M 63 A100 C0 10 CP 04	200	100%	key	
M 63 A100 E2 10 CN 04	50-75-100	100-96-92%	code	
M 63 A100 E2 10 CP 04	200	100%	code	

H 1000 mm

ART.	kg			
M 63 A100 C5 10 EC 04	50-75-100	100-96-92%	-	
M 63 A100 C5 10 ED 04	200	100%	-	

H 1023 mm

door 900 mm depth 751 mm

ART.	kg			
M 63 A100 C0 10 BU 04	50-75-100	100-96-92%	key	
M 63 A100 C0 10 BV 04	200	100%	key	
M 63 A100 P5 10 BU 04	50-75-100	100-96-92%	code	
M 63 A100 P5 10 BV 04	200	100%	code	

H 1023 mm

door 900 mm depth 751 mm

ART.	kg			
M 63 A100 C0 10 CA 04	50-75-100	100-96-92%	key	
M 63 A100 C0 10 CB 04	200	100%	key	
M 63 A100 P5 10 CA 04	50-75-100	100-96-92%	code	
M 63 A100 P5 10 CB 04	200	100%	code	

kg CAPACITY EXTENSION CLOSING

H 1500 mm

ART.		kg		
M 63 A150 C0 10 MB 04	50-75-100	100-96-92%	key	
M 63 A150 C0 10 MC 04	200	100%	key	
M 63 A150 E2 10 MB 04	50-75-100	100-96-92%	code	
M 63 A150 E2 10 MC 04	200	100%	code	

H 1500 mm

door 1400 mm

depth 751 mm

ART.		kg		
M 63 A150 C0 10 LC 04	50-75-100	100-96-92%	key	
M 63 A150 C0 10 LD 04	200	100%	key	
M 63 A150 P5 10 LC 04	50-75-100	100-96-92%	code	
M 63 A150 P5 10 LD 04	200	100%	code	

MASTER 1190x726 mm

H 2000 mm

ART.	kg		
M 63 A200 C5 10 FU 04	50-75-100	100-96-92%	-
M 63 A200 C5 10 FV 04	200	100%	-

H 2000 mm

ART.	kg		
M 63 A200 C0 10 FS 04	50-75-100	100-96-92%	key
M 63 A200 C0 10 FT 04	200	100%	key
M 63 A200 E2 10 FS 04	50-75-100	100-96-92%	code
M 63 A200 E2 10 FT 04	200	100%	code

kg CAPACITY EXTENSION CLOSING

1190x751 mm

64x36 EH

H 2000 mm

door 900 mm

ART.	kg			
M 63 A200 C0 10 FY 04	50-75-100	100-96-92%	key	
M 63 A200 C0 10 FZ 04	200	100%	key	
M 63 A200 T2 10 FY 04	50-75-100	100-96-92%	code	
M 63 A200 T2 10 FZ 04	200	100%	code	

H 2000 mm

door 1900 mm

ART.	kg			
M 63 A200 C0 10 FW 04	50-75-100	100-96-92%	key	
M 63 A200 C0 10 FX 04	200	100%	key	
M 63 A200 P5 10 FW 04	50-75-100	100-96-92%	code	
M 63 A200 P5 10 FX 04	200	100%	code	

MASTER 1270x752 mm

H 1113 mm

ART.		kg		
M 63 R085 S0 10 88 04	50-75-100	100-96-92%	key	
M 63 R085 P2 10 88 04	50-75-100	100-96-92%	code	

Cabinet load capacity 600 kg - Cabinet height without wheels mm 913

H 1113 mm

ART.		kg		
M 63 R085 S0 10 95 04	50-75-100	100-96-92%	key	
M 63 R085 P2 10 95 04	50-75-100	100-96-92%	code	

Cabinet load capacity 600 kg - Cabinet height without wheels mm 913

H 1263 mm

ART.		kg		
M 63 R100 S0 10 DY 04	50-75-100	100-96-92%	key	
M 63 R100 P2 10 DY 04	50-75-100	100-96-92%	code	

Cabinet load capacity 600 kg - Cabinet height without wheels mm 1063

H 1263 mm

ART.		kg		
M 63 R100 S0 10 CN 04	50-75-100	100-96-92%	key	
M 63 R100 P2 10 CN 04	50-75-100	100-96-92%	code	

Cabinet load capacity 600 kg - Cabinet height without wheels mm 1063

2 elastic rubber swivel wheels with brake Ø 160 mm
2 elastic rubber fixed wheels Ø 160 mm

kg CAPACITY EXTENSION CLOSING

ART. M 63 R085 P2 16 PM 1G

MASTER 1190x726 mm

CONFIGURE YOUR CABINET

	CHOOSE a height	CHOOSE a closure		CHOOSE a colour
M63	A040	C5	10 00	01

EMPTY CABINET

Cabinet load capacity 3100 kg

	HEIGHT		CLOSURE			COLOUR	
M63	A070	700 mm (working dim. 600 mm)	X0 with no bar and no lock		10 00	01	RAL 7000
	A085	850 mm (working dim. 750 mm)	C5* no lock			02	RAL 6011
	A100	1000 mm (working dim. 900 mm)	C0* KEY cylinder lock			1G	RAL 3003
	A132	1325 mm (working dim. 1225 mm)	C1* KEY cylinder lock			1F	RAL 9002
	A150	1500 mm (working dim. 1400 mm)	C2* KEY cylinder lock			48	RAL 5019
	A200	2000 mm (working dim. 1900 mm)	E2* CODE numerical code			39	RAL 7016
			T2* CODE numerical code			04	RAL 5012
						08	RAL 7035
						35	RAL 9010
						34	RAL 5010

*COMPLETE WITH VERTEBRATE BAR

EMPTY CABINET PRE-SET FOR WHEELS

	HEIGHT		CLOSURE			COLOUR	
M63	R085	913 mm (working dim. 750 mm)	S0 KEY cylinder lock		10 00	01	RAL 7000
	R100	1063 mm (working dim. 900 mm)	S1 KEY cylinder lock			02	RAL 6011
			S2 KEY cylinder lock			1G	RAL 3003
			P2 CODE numerical code			1F	RAL 9002
			A1 CODE numerical code			48	RAL 5019
						39	RAL 7016
						04	RAL 5012
						08	RAL 7035
						35	RAL 9010
						34	RAL 5010

COMPLETE WITH VERTEBRATE BAR, 4-EDGE SHELF WITH PVC TOP, PAIR OF HANDLES, PAIR OF PLATES FOOTPRINT
Overall dim. mm 1264x752

kg CAPACITY EXTENSION CLOSING

FLEXIBLE EXTENSION DRAWERS

ART. WHIT Dark Grey plastic kit	ART. NO plastic kit*	Usable dim. mm	Front H mm	kg	
M 63 C075 01 10 0F _ _	M 63 C075 01 00 0F _ _	1076x600x56 H	75	50 - 75 - 100	100% - 96% - 92%
M 63 C100 01 10 0F _ _	M 63 C100 01 00 0F _ _	1076x600x81 H	100	50 - 75 - 100	100% - 96% - 92%
M 63 C125 01 10 0F _ _	M 63 C125 01 00 0F _ _	1076x600x106 H	125	50 - 75 - 100	100% - 96% - 92%
M 63 C150 01 10 0F _ _	M 63 C150 01 00 0F _ _	1076x600x131 H	150	50 - 75 - 100	100% - 96% - 92%
M 63 C200 01 10 0F _ _	M 63 C200 01 00 0F _ _	1076x600x181 H	200	50 - 75 - 100	100% - 96% - 92%
M 63 C250 01 10 0F _ _	M 63 C250 01 00 0F _ _	1076x600x231 H	250	50 - 75 - 100	100% - 96% - 92%
M 63 C300 01 10 0F _ _	M 63 C300 01 00 0F _ _	1076x600x281 H	300	50 - 75 - 100	100% - 96% - 92%

*MATCH THE ITEM NUMBER TO ONE OF THE PLASTIC KITS AVAILABLE IN THE TABLE BELOW

TELESCOPIC EXTRACTION DRAWERS

ART. WHIT Dark Grey plastic kit	ART. NO plastic kit*	Usable dim. mm	Front H mm	kg	
M 63 C075 01 10 0T _ _	M 63 C075 01 00 0T _ _	1076x600x56 H	75	200	100%
M 63 C100 01 10 0T _ _	M 63 C100 01 00 0T _ _	1076x600x81 H	100	200	100%
M 63 C125 01 10 0T _ _	M 63 C125 01 00 0T _ _	1076x600x106 H	125	200	100%
M 63 C150 01 10 0T _ _	M 63 C150 01 00 0T _ _	1076x600x131 H	150	200	100%
M 63 C200 01 10 0T _ _	M 63 C200 01 00 0T _ _	1076x600x181 H	200	200	100%
M 63 C250 01 10 0T _ _	M 63 C250 01 00 0T _ _	1076x600x231 H	250	200	100%
M 63 C300 01 10 0T _ _	M 63 C300 01 00 0T _ _	1076x600x281 H	300	200	100%

*MATCH THE ITEM NUMBER TO ONE OF THE PLASTIC KITS AVAILABLE IN THE TABLE BELOW

PLASTIC KIT

FOR DRAWERS AND RETRACTABLE SHELVES

PLASTIC COLOUR	ART.
MEDITERRANEAN BLUE	M 60 PLS1 00 00 00 M1
SKY BLUE	M 60 PLS1 00 00 00 M2
GLAMOUR RED	M 60 PLS1 00 00 00 M3
RED CARPET	M 60 PLS1 00 00 00 M4
JUICY ORANGE	M 60 PLS1 00 00 00 M5
SUNNY YELLOW	M 60 PLS1 00 00 00 M6
FOREST GREEN	M 60 PLS1 00 00 00 M7

MASTER 1190x726 mm

FLEXIBLE EXTENSIBLE SHELVES

ART. WHIT Dark Grey plastic kit	ART. NO plastic kit*	Usable dim. mm	Front H mm	kg	
M 63 C057 01 10 0F _ _	M 63 C057 01 00 0F _ _	1076x600	70	50 - 75 - 100	100% - 96% - 92%

*MATCH THE ITEM NUMBER TO ONE OF THE PLASTIC KITS AVAILABLE IN THE TABLE BELOW

TELESCOPIC EXTENSIBLE SHELVES

ART. WHIT Dark Grey plastic kit	ART. NO plastic kit*	Usable dim. mm	Front H mm	kg	
M 63 C057 01 10 0T _ _	M 63 C057 01 00 0T _ _	1076x600	70	200	100%

*MATCH THE ITEM NUMBER TO ONE OF THE PLASTIC KITS AVAILABLE IN THE TABLE BELOW

ADJUSTABLE SHELF

ART.	Usable dim. mm	Total H mm	kg
M 63 PR25 00 00 01 _ _	1133x631	60	150

CAN BE FITTED FRONTALLY TO THE VERTEBRATE BAR

PLASTIC KIT
FOR DRAWERS AND RETRACTABLE SHELVES

PLASTIC COLOURS	ART.
MEDITERRANEAN BLUE	M 60 PLS1 00 00 00 M1
SKY BLUE	M 60 PLS1 00 00 00 M2
GLAMOUR RED	M 60 PLS1 00 00 00 M3
RED CARPET	M 60 PLS1 00 00 00 M4
JUICY ORANGE	M 60 PLS1 00 00 00 M5
SUNNY YELLOW	M 60 PLS1 00 00 00 M6
FOREST GREEN	M 60 PLS1 00 00 00 M7

kg CAPACITY EXTENSION CLOSING

64x36 EH

ART. M 63 A085 E2 10 PK 1G

MASTER 1190x726 mm

HINGED DOORS WITH CYLINDER

PAIR OF FULL HEIGHT HINGED DOORS

CABINET HEIGHT mm	TYPE OF CLOSURE		ART. WHIT Dark Grey plastic kit	ART. NO plastic kit*
850	C0	KEY cylinder lock	M 60 P075 C0 10 10 _ _	M 60 P075 C0 00 10 _ _
	C1	KEY cylinder lock	M 60 P075 C1 10 10 _ _	M 60 P075 C1 00 10 _ _
	C2	KEY cylinder lock	M 60 P075 C2 10 10 _ _	M 60 P075 C2 00 10 _ _
1000	C0	KEY cylinder lock	M 60 P090 C0 10 10 _ _	M 60 P090 C0 00 10 _ _
	C1	KEY cylinder lock	M 60 P090 C1 10 10 _ _	M 60 P090 C1 00 10 _ _
	C2	KEY cylinder lock	M 60 P090 C2 10 10 _ _	M 60 P090 C2 00 10 _ _
1500	C0	KEY cylinder lock	M 60 P140 C0 10 10 _ _	M 60 P140 C0 00 10 _ _
	C1	KEY cylinder lock	M 60 P140 C1 10 10 _ _	M 60 P140 C1 00 10 _ _
	C2	KEY cylinder lock	M 60 P140 C2 10 10 _ _	M 60 P140 C2 00 10 _ _
2000	C0	KEY cylinder lock	M 60 P190 C0 10 10 _ _	M 60 P190 C0 00 10 _ _
	C1	KEY cylinder lock	M 60 P190 C1 10 10 _ _	M 60 P190 C1 00 10 _ _
	C2	KEY cylinder lock	M 60 P190 C2 10 10 _ _	M 60 P190 C2 00 10 _ _

*MATCH THE ITEM NUMBER TO ONE OF THE PLASTIC KITS AVAILABLE IN THE TABLE ON THE RIGHT

PAIR OF DOORS MUST BE ASSOCIATED WITH CABINETS WITH **C5** CLOSURE (WITHOUT LOCK) OR **X0** CLOSURE (WITHOUT VERTEBRATE BAR AND WITHOUT LOCK)

PAIR OF PARTIAL HEIGHT HINGED DOORS

DOOR FOOTPRINT H mm	TYPE OF CLOSURE		ART. WHIT Dark Grey plastic kit	ART. NO plastic kit*
775	C0	KEY cylinder lock	M 60 P077 C0 10 11 _ _	M 60 P077 C0 00 11 _ _
	C1	KEY cylinder lock	M 60 P077 C1 10 11 _ _	M 60 P077 C1 00 11 _ _
	C2	KEY cylinder lock	M 60 P077 C2 10 11 _ _	M 60 P077 C2 00 11 _ _

*MATCH THE ITEM NUMBER TO ONE OF THE PLASTIC KITS AVAILABLE IN THE TABLE ON THE RIGHT

HINGED DOORS WITH NUMERICAL CODE

PAIR OF FULL HEIGHT HINGED DOORS

CABINET HEIGHT mm	TYPE OF CLOSURE		ART. WHIT Dark Grey plastic kit	ART. NO plastic kit*
850		P5 CODE numerical code	M 60 P075 P5 10 10 _ _	M 60 P075 P5 00 10 _ _
1000		P5 CODE numerical code	M 60 P090 P5 10 10 _ _	M 60 P090 P5 00 10 _ _
1500		P5 CODE numerical code	M 60 P140 P5 10 10 _ _	M 60 P140 P5 00 10 _ _
2000		P5 CODE numerical code	M 60 P190 P5 10 10 _ _	M 60 P190 P5 00 10 _ _

*MATCH THE ITEM NUMBER TO ONE OF THE PLASTIC KITS AVAILABLE IN THE TABLE BELOW

PAIR OF DOORS MUST BE ASSOCIATED WITH CABINETS WITH **C5** CLOSURE (WITHOUT LOCK) OR **X0** CLOSURE (WITHOUT VERTEBRATE BAR AND WITHOUT LOCK)

PAIR OF PARTIAL HEIGHT HINGED DOORS

DOOR FOOTPRINT H mm	TYPE OF CLOSURE	ART. WHIT Dark Grey plastic kit	ART. NO plastic kit*
775	A4 handle without keypad	M 60 P077 A4 10 11 _ _	M 60 P077 A4 00 11 _ _

*MATCH THE ITEM NUMBER TO ONE OF THE PLASTIC KITS AVAILABLE IN THE TABLE BELOW

PAIR OF DOORS MUST BE ASSOCIATED WITH CABINETS WITH THE FOLLOWING CLOSURES:
USE THE **T2** LOCK FOR THE CABINET WITHOUT WHEELS
USE THE **A1** LOCK FOR THE CABINET WITH WHEELS

REMOTE CONTROL

ART.	
M 00 VRC0 00 00 00 00	Receiver module with remote control
M 00 VRC0 00 00 01 00	Additional remote control

PLASTIC PARTS
KIT FOR HINGED DOORS

PLASTIC COLOURS	ART. KEY	ART. CODE
MEDITERRANEAN BLUE	M 00 PLS0 00 00 30 M1	M 00 PLS0 00 00 31 M1
SKY BLUE	M 00 PLS0 00 00 30 M2	M 00 PLS0 00 00 31 M2
GLAMOUR RED	M 00 PLS0 00 00 30 M3	M 00 PLS0 00 00 31 M3
RED CARPET	M 00 PLS0 00 00 30 M4	M 00 PLS0 00 00 31 M4
JUICY ORANGE	M 00 PLS0 00 00 30 M5	M 00 PLS0 00 00 31 M5
SUNNY YELLOW	M 00 PLS0 00 00 30 M6	M 00 PLS0 00 00 31 M6
FOREST GREEN	M 00 PLS0 00 00 30 M7	M 00 PLS0 00 00 31 M7

MASTER 1190x726 mm

3-EDGE TOP SHELF

ART.	dim. mm
M 63 T023 AG 00 31 07	1190x726x23 H

Pvc coated shelf for SINGLE CABINET. Black colour

4-EDGE TOP SHELF

ART.	dim. mm
M 63 T023 AG 00 41 07	1190x726x23 H

Pvc coated shelf for SINGLE CABINET. Black colour

ART. M 00 T023 AG 00 F0 00
CABINET TOP SHELF DRILLING FOR 4-EDGE SHELF FIXING

MULTIPLEX TOP SHELF

ART.	dim. mm
M 63 T040 MU 00 01 00	1190x726x40 H

For SINGLE CABINET



MDF TOP SHELF DIM. 1190x726x32 mm H

ART.	finishes	for cabinet
M 63 T030 MD GM 21 07	1 side profile	RH or LH final

MDF shelf with oil-proof top rubber coating. Black colour

OIL-PROOF RUBBER FINISHING

MDF TOP SHELF DIM. 1190x726x32 mm H

ART.	finishes	for cabinet
M 63 T030 MD GM 11 07	-	central

MDF shelf with oil-proof top rubber coating. Black colour

MDF SHELF APPLICATION



MDF TOP SHELF DIM. 1190x726x32 mm H

ART.	finishes	for cabinet
M 63 T030 MD GM 01 07	2 side profiles	single

MDF shelf with oil-proof top rubber coating. Black colour

ART. M 00 T030 MD 00 F0 00
CABINET TOP SHELF DRILLING FOR MDF AND MULTIPLEX SHELF FIXING INCLUDING FIXING SCREWS

MULTIPLEX TOP SHELF FOR CABINET WITH WHEELS

Available on request

HEIGHT RAISING SOCKET 50 mm

ART.	dim. mm
M 63 Z050 00 00 00 _ _	1188x725x50 H

HEIGHT RAISING SOCKET 100 mm

ART.	dim. mm
M 63 Z100 00 00 00 _ _	1188x725x100 H

PLINTHS FOR FORK LIFT TRUCK - Black colour RAL 9005

ART.		dim. mm
M 03 Z060 20 00 00 07	pair of sockets	200x722x60 H
M 60 Z060 21 00 00 07	facing piece	1184x46x55 H

ART.		dim. mm
M 03 Z100 20 00 00 07	pair of sockets	200x722x100 H
M 60 Z100 21 00 00 07	facing piece	1184x46x95 H

MASTER 1190x726 mm

ELASTIC RUBBER FIXED WHEEL

ART.	Ø mm	cabinet capacity kg	C mm
C RG BCE15 125	125	340	155
C RG BCE15 160	160	600	200

ELASTIC RUBBER SWIVEL WHEEL WITH BRAKE

ART.	Ø mm	cabinet capacity kg	C mm
C RG DCE15 125	125	340	155
C RG DCE15 160	160	600	200

NYLON FIXED WHEEL

ART.	Ø mm	cabinet capacity kg	C mm
C RN BAD11 125	125	340	155
C RN BAD04 160	160	600	200

NYLON SWIVEL WHEEL WITH BRAKE

ART.	Ø mm	cabinet capacity kg	C mm
C RN DAD11 125	125	360	155
C RN DAD04 160	160	600	200

SPARE PARTS - FIXING

SPARE LOCK

ART. M 00 CSR0 8800 00 00
Spare lock with two keys

SPARE KEY

ART. M 00 CF00 0000 00 00

Always specify the number indicated in the cylinder lock where you wish to replace the key

MASTER KEY

ART. M 00 PF.. 0000 00 00
Available in 23 series, numbered from F 01 to F 23.

Master key series F 01	ART. M 00 PF01 00 00 00 00
Master key series F 02	ART. M 00 PF02 00 00 00 00
Master key series F ..	ART. M 00 PF.. 00 00 00 00

CABINET-TO-CABINET FIXING SET

ART. M 00 FIS0 00 00 00 99
Cabinet-to-cabinet fixing set with 4 screws complete with M8 nuts

ART. M 00 SVR0 00 00 00 99
Drilling and hardware for fixing two overlapping cabinets

FLOOR FIXING SET

ART. F AG 9200 00 99
Pair of zinc-plated brackets for cabinet floor fixing

ART. F AG 9204 00 99
2 "HILTI" plugs for concrete floors ≥ to classes C20/25
Recommended traction of the plug: 2.9 kN
Plug diameter: Ø 6 mm

SPARE HANDLE

ART. M 00 PLS0 0000 22 M0
Replacement door handle available in Dark Grey.

OTHER COLOURS ON REQUEST

THE CABINETS MUST BE FIXED TO A FLOOR OR WALL IF OVERLAPPING, THEY MUST BE FIXED EXCLUSIVELY TO WALLS AND THEIR CAPACITY DIVIDED BY TWO

64x36 EH

MASTER 1190x726 mm

Born To Be Extreme

EMPTY CABINET without vertebrate bar and without lock

H 700 mm Useful H 600 mm	H 850 mm Useful H 750 mm	H 1000 mm Useful H 900 mm
M 63 A070 X0 10 00 _ _	M 63 A085 X0 10 00 _ _	M 63 A100 X0 10 00 _ _

VERTEBRATE BAR

The vertebrate bar is a perforated extruded aluminium profile with 25 mm hole pitch for insertion of the anti-tilt spring. The anti-tilt bar is supplied complete with plastic accessories and a top structure designed for cylinder or electronic lock closure.

ART.	Working H (mm) for drawer insertion
M 00 V030 00 00 00 00	300
M 00 V050 00 00 00 00	500
M 00 V060 00 00 00 00	600
M 00 V070 00 00 00 00	700
M 00 V075 00 00 00 00	750
M 00 V090 00 00 00 00	900

ART.	Working H (mm) for drawer insertion
M 00 V105 00 00 00 00	1050
M 00 V122 00 00 00 00	1225
M 00 V140 00 00 00 00	1400
M 00 V152 00 00 00 00	1525
M 00 V190 00 00 00 00	1900

CYLINDER LOCK (KEY)

CYLINDER LOCK COMPLETE WITH:
- 1 cylinder lock with 2 keys
- 1 sheathed steel cable
- 1 front pin assembly
- 1 back pin assembly

ART.		
M 63 V000 C0 00 00 00	C0	CYLINDER LOCK WITH DIFFERENT NUMBERING
M 63 V000 C1 00 00 00	C1	CYLINDER LOCK FOR SETS OF 160 NUMBERS
M 63 V000 C2 00 00 00	C2	CYLINDER LOCK WITH SAME NUMBERING

For Experts Only

H 1325 mm Useful H 1225 mm	H 1500 mm Useful H 1400 mm	H 2000 mm Useful H 1900 mm
M 63 A132 X0 10 00 _ _	M 63 A150 X0 10 00 _ _	M 63 A200 X0 10 00 _ _

NUMERICAL CODE LOCK

ART.		
M 63 V000 E2 00 00 00	E2	BAR OPENING/CLOSING (battery power supply)
M 63 V000 E5 00 00 00	E5	BAR OPENING/CLOSING (mains power supply)
M 63 V000 T2 00 00 00	T2	DOOR + BAR OPENING/CLOSING (battery power supply)
M 63 V000 T3 00 00 00	T3	DOOR + BAR OPENING/CLOSING (mains power supply)

ART. REMOTE CONTROL	
M 00 VRC0 00 00 00 00	Receiver module with remote control
M 00 VRC0 00 00 01 00	Additional remote control

SHELVES FOR LOCKS AND ADJUSTABLE SHELVES

TOP SHELF FOR LOCKS

ART.	Front H mm	kg
M 63 PS46 00 10 00 _ _	46	150

Dim. mm 1139x724x46 H

BOTTOM SHELF FOR LOCKS

ART.	Front H mm	kg
M 63 PS46 10 10 00 _ _	46	150

Dim. mm 1139x724x46 H

ADJUSTABLE SHELF

ART.	Total H mm	kg
M 63 PR25 00 00 01 _ _	60	150

Usable dim. mm 1133x631x25 H

SLOTTED ADJUSTABLE SHELF

ART.	Front H mm	kg
M 63 PR35 10 00 01 _ _	35	300

Dim. mm 1139x721x35 H

64x36 EH PARTITIONING MATERIAL

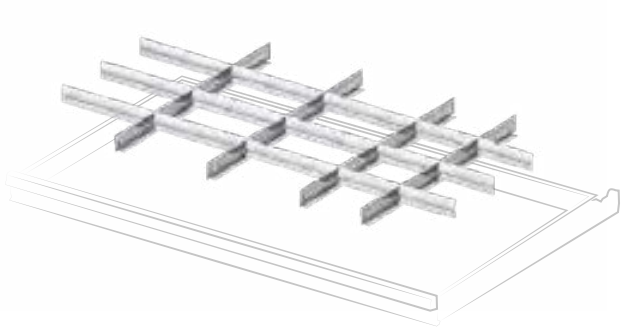

ART.	for front heights mm
F FH 6007 02 00	75
F FH 6010 02 00	100 - 125
F FH 6015 02 00	150
F FH 6020 02 00	200 - 250

Set including: 4 slotted partitions 610 mm, 3 plain partitions 149 mm, 3 plain partitions 166 mm, 9 plain partitions 251 mm

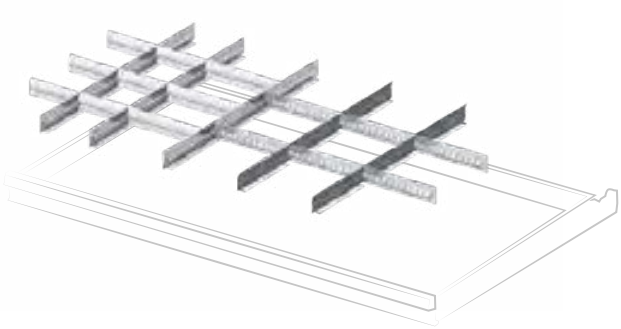

ART.	for front heights mm
F FH 6007 05 00	75
F FH 6010 05 00	100 - 125
F FH 6015 05 00	150

Set including: 5 slotted partitions 610 mm, 6 plain partitions 132 mm, 9 plain partitions 200 mm

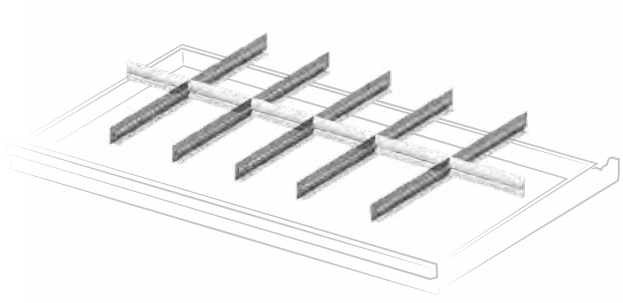

ART.	for front heights mm
F FH 6007 08 00	75
F FH 6010 08 00	100 - 125
F FH 6015 08 00	150
F FH 6020 08 00	200 - 250
F FH 6030 08 00	300

Set including: 5 slotted partitions 610 mm, 2 plain partitions 149 mm, 1 plain partition 166 mm, 3 plain partitions 200 mm



ART.	for front heights mm
F FH 6007 09 00	75
F FH 6010 09 00	100 - 125
F FH 6015 09 00	150
F FH 6020 09 00	200 - 250
F FH 6030 09 00	300

Set including: 4 plain partitions 1085 mm

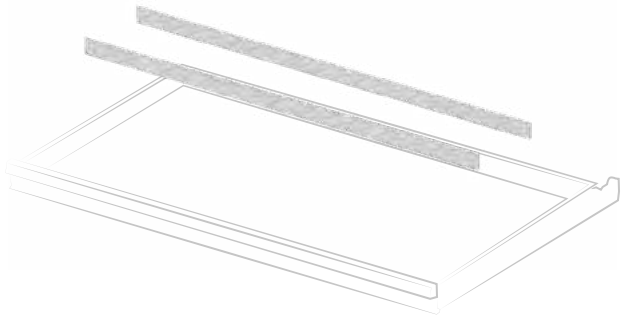

ART.	for front heights mm
F FH 6007 10 00	75
F FH 6010 10 00	100 - 125
F FH 6015 10 00	150
F FH 6020 10 00	200 - 250
F FH 6030 10 00	300

Set including: 2 plain partitions 1085 mm

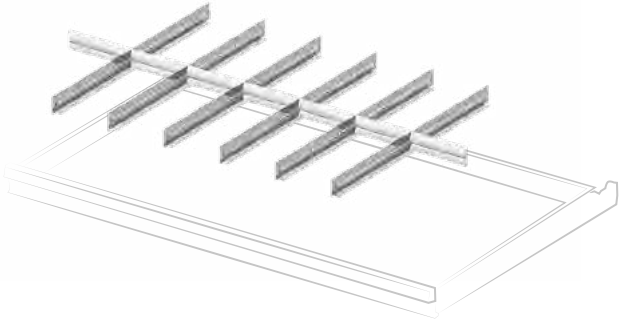

ART.	for front heights mm
F FH 6007 11 00	75
F FH 6010 11 00	100 - 125
F FH 6015 11 00	150
F FH 6020 11 00	200 - 250
F FH 6030 11 00	300

Set including: 6 slotted partitions 610 mm, 6 plain partitions 149 mm, 1 plain partition 166 mm

Palazzoli
Palazzoli
Beta
Atlas Copco PRO G2403

MASTER 1428x726 mm

METAL COLOURS

GREY RAL 7000 .01	GREEN RAL 6011 .02
BLUE RAL 5012 .04	GREY RAL 7035 .08
GREY WHITE RAL 9002 .1F	RUBY RED RAL 3003 .1G
GENTIAN BLUE RAL 5010 .34	PURE WHITE RAL 9010 .35
ANTHRACITE GREY RAL 7016 .39	BLUE CAPRI RAL 5019 .48

- **ART. M 73 A100 C0 10 CN 04**
  H = 1000 mm - 8 drawers

PLASTIC COLOURS

DARK GREY .M0	MEDITERRANEAN BLUE .M1	SKY BLUE .M2	GLAMOUR RED .M3
RED CARPET .M4	JUICE ORANGE .M5	SUNNY YELLOW .M6	FOREST GREEN .M7

KEY

SHELF/ DRAWER CAPACITY

SHELF/ DRAWER EXTENSION

CABINET CLOSURE

! ALL INDICATED LOAD CAPACITY VALUES ARE NET AND REFER TO EVENLY DISTRIBUTED WEIGHTS

H 700 mm

ART.		kg		
M 73 A070 C0 10 49 04	50-75-100	100-96-92%	key	
M 73 A070 C0 10 50 04	200	100%	key	
M 73 A070 E2 10 49 04	50-75-100	100-96-92%	code	
M 73 A070 E2 10 50 04	200	100%	code	

H 700 mm

ART.		kg		
M 73 A070 C0 10 31 04	50-75-100	100-96-92%	key	
M 73 A070 C0 10 51 04	200	100%	key	
M 73 A070 E2 10 31 04	50-75-100	100-96-92%	code	
M 73 A070 E2 10 51 04	200	100%	code	

H 850 mm

ART.		kg		
M 73 A085 C0 10 AA 04	50-75-100	100-96-92%	key	
M 73 A085 C0 10 AB 04	200	100%	key	
M 73 A085 E2 10 AA 04	50-75-100	100-96-92%	code	
M 73 A085 E2 10 AB 04	200	100%	code	

H 850 mm

ART.		kg		
M 73 A085 C0 10 95 04	50-75-100	100-96-92%	key	
M 73 A085 C0 10 AU 04	200	100%	key	
M 73 A085 E2 10 95 04	50-75-100	100-96-92%	code	
M 73 A085 E2 10 AU 04	200	100%	code	

MASTER 1428x726 mm

H 1000 mm

ART.	kg			
M 73 A100 C0 10 CN 04	50-75-100	100-96-92%	key	
M 73 A100 C0 10 CP 04	200	100%	key	
M 73 A100 E2 10 CN 04	50-75-100	100-96-92%	code	
M 73 A100 E2 10 CP 04	200	100%	code	

H 1000 mm

ART.	kg			
M 73 A100 C5 10 EC 04	50-75-100	100-96-92%	-	
M 73 A100 C5 10 ED 04	200	100%	-	

H 1023 mm

door 900 mm depth 751 mm

ART.	kg			
M 73 A100 C0 10 BU 04	50-75-100	100-96-92%	key	
M 73 A100 C0 10 BV 04	200	100%	key	
M 73 A100 P5 10 BU 04	50-75-100	100-96-92%	code	
M 73 A100 P5 10 BV 04	200	100%	code	

H 1023 mm

door 900 mm depth 751 mm

ART.	kg			
M 73 A100 C0 10 CA 04	50-75-100	100-96-92%	key	
M 73 A100 C0 10 CB 04	200	100%	key	
M 73 A100 P5 10 CA 04	50-75-100	100-96-92%	code	
M 73 A100 P5 10 CB 04	200	100%	code	

kg CAPACITY EXTRACTION LOCK

H 1500 mm

ART.		kg		
M 73 A150 C0 10 MF 04	50-75-100	100-96-92%	key	
M 73 A150 C0 10 MG 04	200	100%	key	
M 73 A150 E2 10 MF 04	50-75-100	100-96-92%	code	
M 73 A150 E2 10 MG 04	200	100%	code	

H 1500 mm

door 1400 mm depth 751 mm

ART.		kg		
M 73 A150 C0 10 LC 04	50-75-100	100-96-92%	key	
M 73 A150 C0 10 LD 04	200	100%	key	
M 73 A150 P5 10 LC 04	50-75-100	100-96-92%	code	
M 73 A150 P5 10 LD 04	200	100%	code	

MASTER 1428x726 mm

H 2000 mm

H 2000 mm

ART.	kg		
M 73 A200 C5 10 FU 04	50-75-100	100-96-92%	-
M 73 A200 C5 10 FV 04	200	100%	-

ART.	kg		
M 73 A200 C0 10 FS 04	50-75-100	100-96-92%	key
M 73 A200 C0 10 FT 04	200	100%	key
M 73 A200 E2 10 FS 04	50-75-100	100-96-92%	code
M 73 A200 E2 10 FT 04	200	100%	code

kg CAPACITY EXTRACTION LOCK

H 2000 mm

door 900 mm

ART.	kg			
M 73 A200 C0 10 FY 04	50-75-100	100-96-92%	key	
M 73 A200 C0 10 FZ 04	200	100%	key	
M 73 A200 T2 10 FY 04	50-75-100	100-96-92%	code	
M 73 A200 T2 10 FZ 04	200	100%	code	

H 2000 mm

door 1900 mm

ART.	kg			
M 73 A200 C0 10 FW 04	50-75-100	100-96-92%	key	
M 73 A200 C0 10 FX 04	200	100%	key	
M 73 A200 P5 10 FW 04	50-75-100	100-96-92%	code	
M 73 A200 P5 10 FX 04	200	100%	code	

MASTER 1508x752 mm

H 1113 mm

ART.		kg		
M 73 R085 S0 10 AA 04	50-75-100	100-96-92%	key	
M 73 R085 P2 10 AA 04	50-75-100	100-96-92%	code	

Cabinet load capacity 600 kg - Cabinet height without wheels mm 913

H 1113 mm

ART.		kg		
M 73 R085 S0 10 95 04	50-75-100	100-96-92%	key	
M 73 R085 P2 10 95 04	50-75-100	100-96-92%	code	

Cabinet load capacity 600 kg - Cabinet height without wheels mm 913

H 1263 mm

ART.		kg		
M 73 R100 S0 10 DY 04	50-75-100	100-96-92%	key	
M 73 R100 P2 10 DY 04	50-75-100	100-96-92%	code	

Cabinet load capacity 600 kg - Cabinet height without wheels mm 1063

H 1263 mm

ART.		kg		
M 73 R100 S0 10 CN 04	50-75-100	100-96-92%	key	
M 73 R100 P2 10 CN 04	50-75-100	100-96-92%	code	

Cabinet load capacity 600 kg - Cabinet height without wheels mm 1063

2 elastic rubber swivel wheels with brake Ø 160 mm
2 elastic rubber fixed wheels Ø 160 mm

kg CAPACITY EXTRACTION LOCK

ART. M 73 R085 P2 12 PR 35

MASTER 1428x726 mm

CONFIGURE YOUR CABINET

	CHOOSE a height	CHOOSE a closure		CHOOSE a colour
M73	A040	C5	10 00	01

EMPTY CABINET

Cabinet load capacity 3100 kg

	HEIGHT		CLOSURE			COLOUR	
M73	A070	700 mm (working dim. 600 mm)	X0 with no bar and no lock		10 00	01	RAL 7000
	A085	850 mm (working dim. 750 mm)	C5* no lock			02	RAL 6011
	A100	1000 mm (working dim. 900 mm)	C0* KEY cylinder lock			1G	RAL 3003
	A132	1325 mm (working dim. 1225 mm)	C1* KEY cylinder lock			1F	RAL 9002
	A150	1500 mm (working dim. 1400 mm)	C2* KEY cylinder lock			48	RAL 5019
	A200	2000 mm (working dim. 1900 mm)	E2* CODE numerical code			39	RAL 7016
			T2* CODE numerical code			04	RAL 5012
						08	RAL 7035
						35	RAL 9010
						34	RAL 5010

*COMPLETE WITH VERTEBRATE BAR

EMPTY CABINET pre-set for wheels

	HEIGHT		CLOSURE			COLOUR	
M73	R085	913 mm (working dim. 750 mm)	S0 KEY cylinder lock		10 00	01	RAL 7000
	R100	1063 mm (working dim. 900 mm)	S1 KEY cylinder lock			02	RAL 6011
			S2 KEY cylinder lock			1G	RAL 3003
			P2 CODE numerical code			1F	RAL 9002
			A1 CODE numerical code			48	RAL 5019
						39	RAL 7016
						04	RAL 5012
						08	RAL 7035
						35	RAL 9010
						34	RAL 5010

COMPLETE WITH VERTEBRATE BAR, 4-EDGE SHELF WITH PVC TOP, PAIR OF HANDLES, PAIR OF PLATES FOOTPRINT
Overall dim. mm 1502x752

kg CAPACITY EXTRACTION LOCK

FLEXIBLE EXTENSION DRAWERS

ART. WHIT Dark Grey plastic kit	ART. NO plastic kit*	Usable dim. mm	Front H mm	kg	
M 73 C075 01 10 0F _ _	M 73 C075 01 00 0F _ _	1314x600x56 H	75	50 - 75 - 100	100% - 96% - 92%
M 73 C100 01 10 0F _ _	M 73 C100 01 00 0F _ _	1314x600x81 H	100	50 - 75 - 100	100% - 96% - 92%
M 73 C125 01 10 0F _ _	M 73 C125 01 00 0F _ _	1314x600x106 H	125	50 - 75 - 100	100% - 96% - 92%
M 73 C150 01 10 0F _ _	M 73 C150 01 00 0F _ _	1314x600x131 H	150	50 - 75 - 100	100% - 96% - 92%
M 73 C200 01 10 0F _ _	M 73 C200 01 00 0F _ _	1314x600x181 H	200	50 - 75 - 100	100% - 96% - 92%
M 73 C250 01 10 0F _ _	M 73 C250 01 00 0F _ _	1314x600x231 H	250	50 - 75 - 100	100% - 96% - 92%
M 73 C300 01 10 0F _ _	M 73 C300 01 00 0F _ _	1314x600x281 H	300	50 - 75 - 100	100% - 96% - 92%

*Match the item number to one of the plastic kits available in the table below

TELESCOPIC EXTRACTION DRAWERS

ART. WHIT Dark Grey plastic kit	ART. NO plastic kit*	Usable dim. mm	Front H mm	kg	
M 73 C075 01 10 0T _ _	M 73 C075 01 00 0T _ _	1314x600x56 H	75	200	100%
M 73 C100 01 10 0T _ _	M 73 C100 01 00 0T _ _	1314x600x81 H	100	200	100%
M 73 C125 01 10 0T _ _	M 73 C125 01 00 0T _ _	1314x600x106 H	125	200	100%
M 73 C150 01 10 0T _ _	M 73 C150 01 00 0T _ _	1314x600x131 H	150	200	100%
M 73 C200 01 10 0T _ _	M 73 C200 01 00 0T _ _	1314x600x181 H	200	200	100%
M 73 C250 01 10 0T _ _	M 73 C250 01 00 0T _ _	1314x600x231 H	250	200	100%
M 73 C300 01 10 0T _ _	M 73 C300 01 00 0T _ _	1314x600x281 H	300	200	100%

*Match the item number to one of the plastic kits available in the table below

PLASTIC KIT

FOR DRAWERS AND RETRACTABLE SHELVES

PLASTIC COLOURS	ART.
MEDITERRANEAN BLUE	M 70 PLS1 00 00 00 M1
SKY BLUE	M 70 PLS1 00 00 00 M2
GLAMOUR RED	M 70 PLS1 00 00 00 M3
RED CARPET	M 70 PLS1 00 00 00 M4
JUICY ORANGE	M 70 PLS1 00 00 00 M5
SUNNY YELLOW	M 70 PLS1 00 00 00 M6
FOREST GREEN	M 70 PLS1 00 00 00 M7

MASTER 1428x726 mm

FLEXIBLE EXTENSIBLE SHELVES

ART. WHIT Dark Grey plastic kit	ART. NO plastic kit*	Usable dim. mm	Front H mm	kg	
M 73 C057 01 10 0F _ _	M 73 C057 01 00 0F _ _	1314x600	70	50 - 75 - 100	100% - 96% - 92%

*Match the item number to one of the plastic kits available in the table below

TELESCOPIC EXTENSIBLE SHELVES

ART. WHIT Dark Grey plastic kit	ART. NO plastic kit*	Usable dim. mm	Front H mm	kg	
M 73 C057 01 10 0T _ _	M 73 C057 01 00 0T _ _	1314x600	70	200	100%

*Match the item number to one of the plastic kits available in the table below

ADJUSTABLE SHELF

ART.	Usable dim. mm	Total H mm	kg
M 73 PR25 00 00 01 _ _	1371x631	60	150

CAN BE FITTED FRONTALLY TO THE VERTEBRATE BAR

PLASTIC KIT
FOR DRAWERS AND RETRACTABLE SHELVES

PLASTIC COLOUR RANGE	ART.
MEDITERRANEAN BLUE	M 70 PLS1 00 00 00 M1
SKY BLUE	M 70 PLS1 00 00 00 M2
GLAMOUR RED	M 70 PLS1 00 00 00 M3
RED CARPET	M 70 PLS1 00 00 00 M4
JUICY ORANGE	M 70 PLS1 00 00 00 M5
SUNNY YELLOW	M 70 PLS1 00 00 00 M6
FOREST GREEN	M 70 PLS1 00 00 00 M7

kg CAPACITY EXTRACTION LOCK

78x36 EH

ART. M 73 A100 E2 17 PN 39

MASTER 1428x726 mm

HINGED DOORS WITH CYLINDER

PAIR OF FULL HEIGHT HINGED DOORS

CABINET HEIGHT mm	TYPE OF CLOSURE		ART. WITH Dark Grey plastic kit	ART. NO plastic kit*
850	C0	KEY cylinder lock	M 70 P075 C0 10 10 _ _	M 70 P075 C0 00 10 _ _
	C1	KEY cylinder lock	M 70 P075 C1 10 10 _ _	M 70 P075 C1 00 10 _ _
	C2	KEY cylinder lock	M 70 P075 C2 10 10 _ _	M 70 P075 C2 00 10 _ _
1000	C0	KEY cylinder lock	M 70 P090 C0 10 10 _ _	M 70 P090 C0 00 10 _ _
	C1	KEY cylinder lock	M 70 P090 C1 10 10 _ _	M 70 P090 C1 00 10 _ _
	C2	KEY cylinder lock	M 70 P090 C2 10 10 _ _	M 70 P090 C2 00 10 _ _
1500	C0	KEY cylinder lock	M 70 P140 C0 10 10 _ _	M 70 P140 C0 00 10 _ _
	C1	KEY cylinder lock	M 70 P140 C1 10 10 _ _	M 70 P140 C1 00 10 _ _
	C2	KEY cylinder lock	M 70 P140 C2 10 10 _ _	M 70 P140 C2 00 10 _ _
2000	C0	KEY cylinder lock	M 70 P190 C0 10 10 _ _	M 70 P190 C0 00 10 _ _
	C1	KEY cylinder lock	M 70 P190 C1 10 10 _ _	M 70 P190 C1 00 10 _ _
	C2	KEY cylinder lock	M 70 P190 C2 10 10 _ _	M 70 P190 C2 00 10 _ _

*MATCH THE ITEM NUMBER TO ONE OF THE PLASTIC KITS AVAILABLE IN THE TABLE ON THE RIGHT

PAIR OF DOORS MUST BE ASSOCIATED WITH CABINETS WITH **C5** CLOSURE (WITHOUT LOCK) OR **X0** CLOSURE (WITHOUT VERTEBRATE BAR AND WITHOUT LOCK)

PAIR OF PARTIAL HEIGHT HINGED DOORS

DOOR FOOTPRINT H mm	TYPE OF CLOSURE		ART. WITH Dark Grey plastic kit	ART. NO plastic kit*
775	C0	KEY cylinder lock	M 70 P077 C0 10 11 _ _	M 70 P077 C0 00 11 _ _
	C1	KEY cylinder lock	M 70 P077 C1 10 11 _ _	M 70 P077 C1 00 11 _ _
	C2	KEY cylinder lock	M 70 P077 C2 10 11 _ _	M 70 P077 C2 00 11 _ _

*MATCH THE ITEM NUMBER TO ONE OF THE PLASTIC KITS AVAILABLE IN THE TABLE ON THE RIGHT

HINGED DOORS WITH NUMERICAL CODE

PAIR OF FULL HEIGHT HINGED DOORS

CABINET HEIGHT mm	TYPE OF CLOSURE		ART. WHIT Dark Grey plastic kit	ART. NO plastic kit*
850		P5 CODE numerical code	M 70 P075 P5 10 10 _ _	M 70 P075 P5 00 10 _ _
1000		P5 CODE numerical code	M 70 P090 P5 10 10 _ _	M 70 P090 P5 00 10 _ _
1500		P5 CODE numerical code	M 70 P140 P5 10 10 _ _	M 70 P140 P5 00 10 _ _
2000		P5 CODE numerical code	M 70 P190 P5 10 10 _ _	M 70 P190 P5 00 10 _ _

*MATCH THE ITEM NUMBER TO ONE OF THE PLASTIC KITS AVAILABLE IN THE TABLE BELOW

PAIR OF DOORS MUST BE ASSOCIATED WITH CABINETS WITH **C5** CLOSURE (WITHOUT LOCK) OR **X0** CLOSURE (WITHOUT VERTEBRATE BAR AND WITHOUT LOCK)

PAIR OF PARTIAL HEIGHT HINGED DOORS

DOOR FOOTPRINT H mm	TYPE OF CLOSURE	ART. WHIT Dark Grey plastic kit	ART. NO plastic kit*
775	A4 handle without keypad	M 70 P077 A4 10 11 _ _	M 70 P077 A4 00 11 _ _

*MATCH THE ITEM NUMBER TO ONE OF THE PLASTIC KITS AVAILABLE IN THE TABLE BELOW

PAIR OF DOORS MUST BE ASSOCIATED WITH CABINETS WITH THE FOLLOWING CLOSURES:
USE THE **T2** LOCK FOR THE CABINET WITHOUT WHEELS
USE THE **A1** LOCK FOR THE CABINET WITH WHEELS

REMOTE CONTROL

ART.	
M 00 VRC0 00 00 00 00	Receiver module with remote control
M 00 VRC0 00 00 01 00	Additional remote control

PLASTIC PARTS
KIT FOR HINGED DOORS

PLASTIC COLOURS	ART. KEY	ART. CODE
MEDITERRANEAN BLUE	M 00 PLS0 00 00 30 M1	M 00 PLS0 00 00 31 M1
SKY BLUE	M 00 PLS0 00 00 30 M2	M 00 PLS0 00 00 31 M2
GLAMOUR RED	M 00 PLS0 00 00 30 M3	M 00 PLS0 00 00 31 M3
RED CARPET	M 00 PLS0 00 00 30 M4	M 00 PLS0 00 00 31 M4
JUICY ORANGE	M 00 PLS0 00 00 30 M5	M 00 PLS0 00 00 31 M5
SUNNY YELLOW	M 00 PLS0 00 00 30 M6	M 00 PLS0 00 00 31 M6
FOREST GREEN	M 00 PLS0 00 00 30 M7	M 00 PLS0 00 00 31 M7

MASTER 1428x726 mm

3-EDGE TOP SHELF

ART.	dim. mm
M 73 T023 AG 00 31 07	1428x726x23 H

Pvc coated shelf for SINGLE CABINET. Black colour

4-EDGE TOP SHELF

ART.	dim. mm
M 73 T023 AG 00 41 07	1428x726x23 H

Pvc coated shelf for SINGLE CABINET. Black colour

ART. M 00 T023 AG 00 F0 00
CABINET TOP SHELF DRILLING FOR 4-EDGE SHELF FIXING

MULTIPLEX TOP SHELF

ART.	dim. mm
M 73 T040 MU 00 01 00	1428x726x40 H

For SINGLE CABINET



MDF TOP SHELF DIM. 1428x726x32 mm H

ART.	finishes	for cabinet
M 73 T030 MD GM 21 07	1 side profile	RH or LH final

MDF shelf with oil-proof top rubber coating. Black colour

OIL-PROOF RUBBER FINISHING

MDF TOP SHELF DIM. 1428x726x32 mm H

ART.	finishes	for cabinet
M 73 T030 MD GM 11 07	-	central

MDF shelf with oil-proof top rubber coating. Black colour

MDF SHELF APPLICATION



MDF TOP SHELF DIM. 1428x726x32 mm H

ART.	finishes	for cabinet
M 73 T030 MD GM 01 07	2 side profiles	single

MDF shelf with oil-proof top rubber coating. Black colour

ART. M 00 T030 MD 00 F0 00
CABINET TOP SHELF DRILLING FOR MDF AND MULTIPLEX SHELF FIXING INCLUDING FIXING SCREWS

MULTIPLEX TOP SHELF FOR CABINET WITH WHEELS
Available on request

HEIGHT RAISING SOCKET 50 mm

ART.		dim. mm
M 73 Z050 00 00 00 _ _		1426x725x50 H

HEIGHT RAISING SOCKET 100 mm

ART.		dim. mm
M 73 Z100 00 00 00 _ _		1426x725x100 H

PLINTHS FOR FORK LIFT TRUCK - Black colour RAL 9005

ART.		dim. mm
M 03 Z060 20 00 00 07	pair of sockets	200x722x60 H
M 70 Z060 21 00 00 07	facing piece	1422x46x55 H

ART.		dim. mm
M 03 Z100 20 00 00 07	pair of sockets	200x722x100 H
M 70 Z100 21 00 00 07	facing piece	1422x46x95 H

MASTER 1428x726 mm

ELASTIC RUBBER FIXED WHEEL

ART.	Ø mm	cabinet capacity kg	C mm
C RG BCE15 125	125	320	155
C RG BCE15 160	160	600	200

ELASTIC RUBBER SWIVEL WHEEL WITH BRAKE

ART.	Ø mm	cabinet capacity kg	C mm
C RG DCE15 125	125	320	155
C RG DCE15 160	160	600	200

NYLON FIXED WHEEL

ART.	Ø mm	cabinet capacity kg	C mm
C RN BAD11 125	125	320	155
C RN BAD04 160	160	600	200

NYLON SWIVEL WHEEL WITH BRAKE

ART.	Ø mm	cabinet capacity kg	C mm
C RN DAD11 125	125	320	155
C RN DAD04 160	160	600	200

SPARE PARTS - FIXING

SPARE LOCK

ART. M 00 CSR0 8800 00 00
Spare lock with two keys

SPARE KEY

ART. M 00 CF00 0000 00 00

Always specify the number indicated in the cylinder lock where you wish to replace the key

MASTER KEY

ART. M 00 PF.. 0000 00 00
Available in 23 series, numbered from F 01 to F 23.

Master key series F 01	ART. M 00 PF01 00 00 00 00
Master key series F 02	ART. M 00 PF02 00 00 00 00
Master key series F ..	ART. M 00 PF.. 00 00 00 00

CABINET-TO-CABINET FIXING SET

ART. M 00 FIS0 00 00 00 99
Cabinet-to-cabinet fixing set with 4 screws complete with M8 nuts

ART. M 00 SVR0 00 00 00 99
Drilling and hardware for fixing two overlapping cabinets

FLOOR FIXING SET

ART. F AG 9200 00 99
Pair of zinc-plated brackets for cabinet floor fixing

ART. F AG 9204 00 99
2 "HILTI" plugs for concrete floors ≥ to classes C20/25
Recommended traction of the plug: 2.9 kN
Plug diameter: Ø 6 mm

SPARE HANDLE

ART. M 00 PLS0 0000 22 M0
Replacement door handle available in Dark Grey.

OTHER COLOURS ON REQUEST

THE CABINETS MUST BE FIXED TO A FLOOR OR WALL IF OVERLAPPING, THEY MUST BE FIXED EXCLUSIVELY TO WALLS AND THEIR CAPACITY DIVIDED BY TWO

78x36 EH

MASTER 1428x726 mm

Born To Be Extreme

EMPTY CABINET without vertebrate bar and without lock

H 700 mm Useful H 600 mm	H 850 mm Useful H 750 mm	H 1000 mm Useful H 900 mm
M 73 A070 X0 10 00 _ _	M 73 A085 X0 10 00 _ _	M 73 A100 X0 10 00 _ _

VERTEBRATE BAR

The vertebrate bar is a perforated extruded aluminium profile with 25 mm hole pitch for insertion of the anti-tilt spring. The anti-tilt bar is supplied complete with plastic accessories and a top structure designed for cylinder or electronic lock closure.

ART.	Working H (mm) for drawer insertion
M 00 V030 00 00 00 00	300
M 00 V050 00 00 00 00	500
M 00 V060 00 00 00 00	600
M 00 V070 00 00 00 00	700
M 00 V075 00 00 00 00	750
M 00 V090 00 00 00 00	900

ART.	Working H (mm) for drawer insertion
M 00 V105 00 00 00 00	1050
M 00 V122 00 00 00 00	1225
M 00 V140 00 00 00 00	1400
M 00 V152 00 00 00 00	1525
M 00 V190 00 00 00 00	1900

CYLINDER LOCK (KEY)

CYLINDER LOCK CLOSURE COMPLETE WITH:
- 1 cylinder lock with 2 keys
- 1 steel wire with sheath
- 1 front pin assembly
- 1 back pin assembly

ART.		
M 73 V000 C0 00 00 00	C0	CYLINDER LOCK WITH DIFFERENT NUMBERING
M 73 V000 C1 00 00 00	C1	CYLINDER LOCK FOR SETS OF 160 NUMBERS
M 73 V000 C2 00 00 00	C2	CYLINDER LOCK WITH SAME NUMBERING

For Experts Only

H 1325 mm Useful H 1225 mm	H 1500 mm Useful H 1400 mm	H 2000 mm Useful H 1900 mm
M 73 A132 X0 10 00 _ _	M 73 A150 X0 10 00 _ _	M 73 A200 X0 10 00 _ _

NUMERICAL CODE LOCK

ART.		
M 73 V000 E2 00 00 00	E2	BAR OPENING/CLOSING (battery power supply)
M 73 V000 E5 00 00 00	E5	BAR OPENING/CLOSING (mains power supply)
M 73 V000 T2 00 00 00	T2	DOOR + BAR OPENING/CLOSING (battery power supply)
M 73 V000 T3 00 00 00	T3	DOOR + BAR OPENING/CLOSING (mains power supply)

ART. REMOTE CONTROL	
M 00 VRC0 00 00 00 00	Receiver module with remote control
M 00 VRC0 00 00 01 00	Additional remote control

SHELVES FOR LOCKS AND ADJUSTABLE SHELVES

TOP SHELF FOR LOCKS

ART.	Front H mm	kg
M 73 PS46 00 10 00 _ _	46	150

Dim. mm 1377x724x46 H

BOTTOM SHELF FOR LOCKS

ART.	Front H mm	kg
M 73 PS46 10 10 00 _ _	46	150

Dim. mm 1377x724x46 H

ADJUSTABLE SHELF

ART.	Total H mm	kg
M 73 PR25 00 00 01 _ _	60	150

Usable dim. mm 1371x631x25 H

SLOTTED ADJUSTABLE SHELF

ART.	Front H mm	kg
M 73 PR35 10 00 01 _ _	35	300

Dim. mm 1377x721x35 H

78x36 EH PARTITIONING MATERIAL

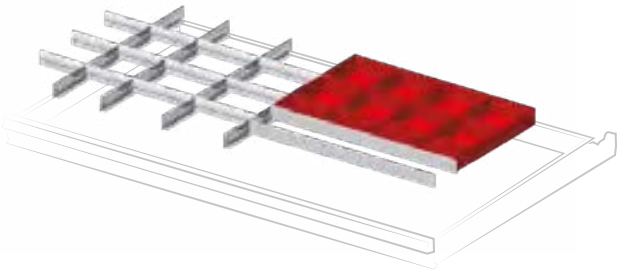

ART.	for front heights mm
F FH 7007 01 00	75
F FH 7010 01 00	100 - 125

Set including: 4 slotted partitions 610 mm, 2 plain partitions 610 mm, 6 plain partitions 149 mm, 6 plain partitions 200 mm, 4 plastic boxes 150x75 mm, 8 plastic boxes 150x150 mm

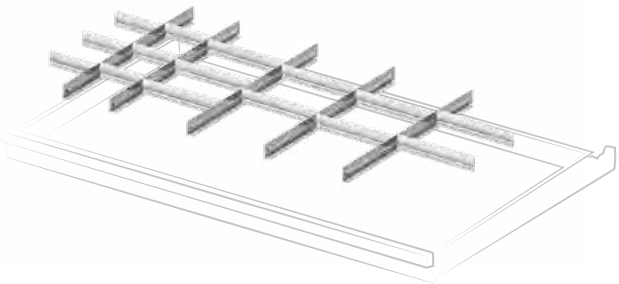

ART.	for front heights mm
F FH 7007 02 00	75
F FH 7010 02 00	100 - 125
F FH 7015 02 00	150
F FH 7020 02 00	200 - 250

Set including: 5 slotted partitions 610 mm, 6 plain partitions 149 mm, 9 plain partitions 251 mm

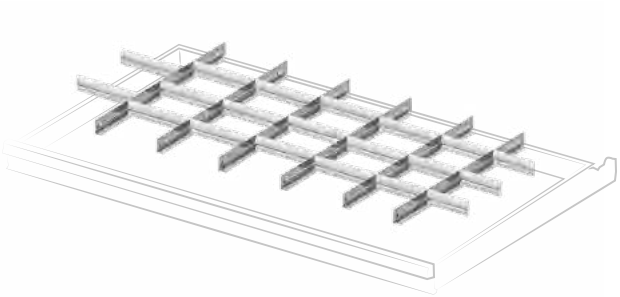

ART.	for front heights mm
F FH 7007 03 00	75
F FH 7010 03 00	100 - 125
F FH 7015 03 00	150

Set including: 6 slotted partitions 610 mm, 3 plain partitions 132 mm, 3 plain partitions 166 mm, 14 plain partitions 200 mm

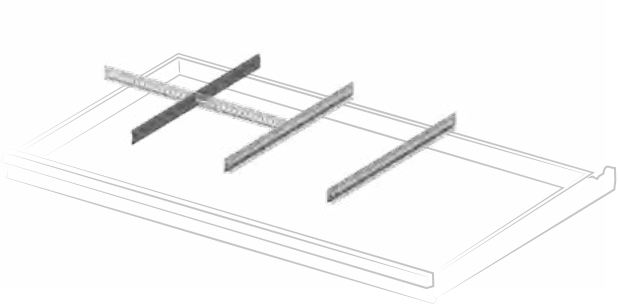

ART.	for front heights mm
F FH 7007 04 00	75
F FH 7010 04 00	100 - 125
F FH 7015 04 00	150
F FH 7020 04 00	200 - 250
F FH 7030 04 00	300

Set including: 3 slotted partitions 610 mm, 2 plain partitions 302 mm

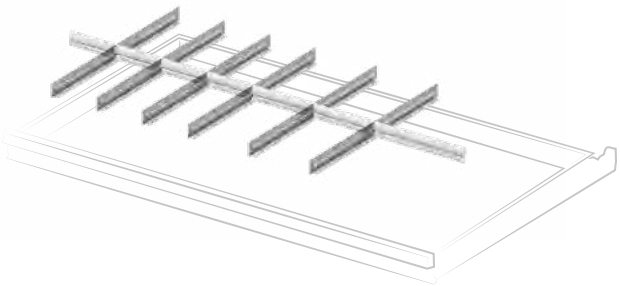

ART.	for front heights mm
F FH 7007 07 00	75
F FH 7010 07 00	100 - 125
F FH 7015 07 00	150
F FH 7020 07 00	200 - 250
F FH 7030 07 00	300

Set including: 6 slotted partitions 610 mm, 4 plain partitions 149 mm, 2 plain partitions 200 mm, 1 plain partition 302 mm

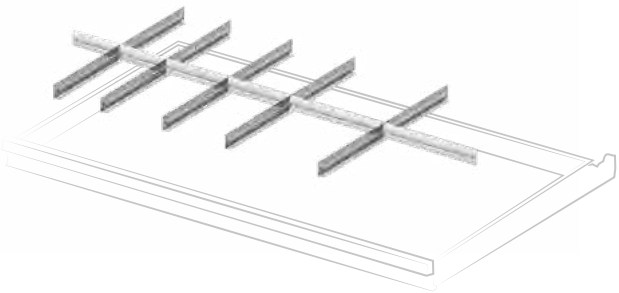

ART.	for front heights mm
F FH 7007 08 00	75
F FH 7010 08 00	100 - 125
F FH 7015 08 00	150
F FH 7020 08 00	200 - 250
F FH 7030 08 00	300

Set including: 5 slotted partitions 610 mm, 2 plain partitions 149 mm, 2 plain partitions 200 mm, 2 plain partitions 302 mm

MASTER 730x726 mm

CORNERS

REAR VIEW

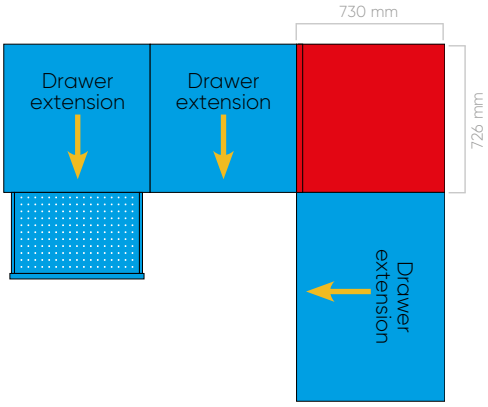

THESE CORNERS CAN ONLY BE USED WITH 726 mm DEEP CABINETS (36 EH), MASTER SERIES

ART.	
M 33 A100 X0 10 R1 04	

RIGHT SIDE EXTERNAL CORNER CABINET

ART.	
M 33 A100 X0 10 R2 04	

RIGHT SIDE EXTERNAL CORNER CABINET
WITH MDF TOP AND OIL-RESISTANT RUBBER COVER

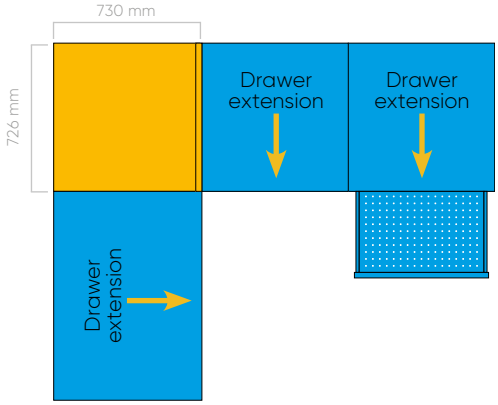

THESE CORNERS CAN ONLY BE USED WITH 726 mm DEEP CABINETS (36 EH), MASTER SERIES

ART.	
M 33 A100 X0 10 L1 04	

LEFT SIDE EXTERNAL CORNER CABINET

ART.	
M 33 A100 X0 10 L2 04	

LEFT SIDE EXTERNAL CORNER CABINET
WITH MDF TOP AND OIL-RESISTANT RUBBER COVER

MASTER 730x726 mm

CORNERS

REAR VIEW

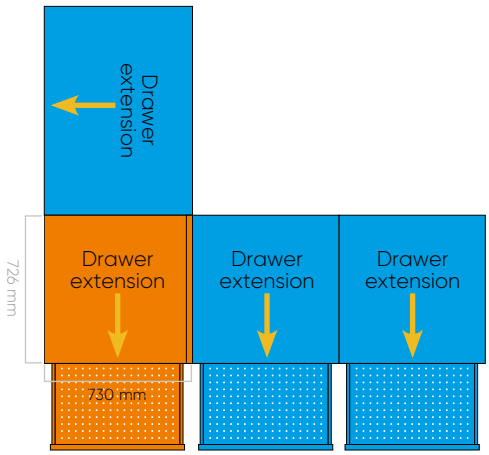

THESE CORNERS CAN ONLY BE USED WITH 726 mm DEEP CABINETS (36 EH), MASTER SERIES

ART.	
M 33 A100 C5 10 L3 04	

LEFT SIDE INTERNAL CORNER CABINET

ART.	
M 33 A100 C5 10 L4 04	

LEFT SIDE INTERNAL CORNER CABINET
WITH MDF TOP AND OIL-RESISTANT RUBBER COVER

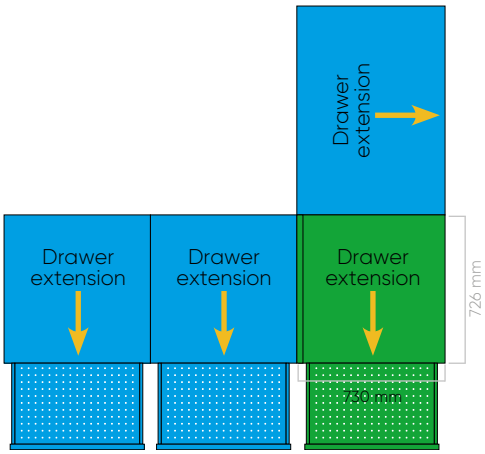

THESE CORNERS CAN ONLY BE USED WITH 726 mm DEEP CABINETS (36 EH), MASTER SERIES

ART.	
M 33 A100 C5 10 R3 04	

RIGHT SIDE INTERNAL CORNER CABINET

ART.	
M 33 A100 C5 10 R4 04	

RIGHT SIDE INTERNAL CORNER CABINET
WITH MDF TOP AND OIL-RESISTANT RUBBER COVER

TOOLS NOT INCLUDED

18x27 EH

ART. M 12 A080 E2 14 NB 01

Cabinet with 4 flexible extension drawers
(Front H 2x100 - 1x200 - 1x300)
Numerical code lock
Rubber-coated MDF shelf
Dim. mm 408x573x832 H
Grey steel colour RAL 7000
Red carpet plastic colour

ART. M 12 R070 S0 11 35 35

Cabinet with wheels with 5 flexible extension drawers
(Front H 2x75 - 3x150)
Cylinder lock - 4-edge PVC coated shelf
Standard rubber wheels Ø 125 mm
Dim. mm 434x647x918 H
Pure white steel colour RAL 9010
Mediterranean blue plastic colour

ART. M 12 A100 T2 16 NC 35

Cabinet with 3 flexible extension drawers
(Front H 1x50 - 1x100 - 1x125), 1 retractable shelf,
1 adjustable shelf and 1 door
Numerical code lock - 3-edge PVC coated shelf
Dim. mm 408x598x1023 H
Pure white steel colour RAL 9010
Sunny yellow plastic colour

27x27 EH

ART. M ZA 0600 00 00 00 PA

Cabinet with 6 flexible extension drawers
(Front H 2x50 - 2x100 - 2x125), 2 adjustable shelves,
2 extensible shelves, 2 doors
Cylinder lock closure
Rubber-coated MDF shelf
Dim. mm 1122x598x1032 H
Pure white steel colour RAL 9010 +
anthracite grey steel colour RAL 7016
Juice orange plastic colour

ART. M 22 A100 T2 16 BC 48

Cabinet with 5 flexible extension drawers
(Front H 3x75 - 1x100 - 1x150), 1 retractable shelf
Numerical code lock
Dim. mm 561x598x1000 H
Capri blue steel colour RAL 5019
Sunny yellow plastic colour

ART. M 22 R070 P2 10 NE 1F

Cabinet with wheels with 6 flexible extension drawers
(Front H 1x50 - 2x75 - 2x100 - 1x200)
Numerical code lock
4-edge PVC coated shelf
Synthetic mark-proof rubber wheels Ø 125 mm
Dim. mm 587x647x918 H
Grey white steel colour RAL 9002
Dark grey plastic colour

ART. M 22 A150 C0 11 NA 50

Cabinet with 5 flexible extension drawers
(Front H 2x100 - 2x150 - 1x200), 2 adjustable shelves,
1 door - cylinder lock closure
Dim. mm 561x598x1500 H
Grey steel colour RAL 7035 + blue RAL 5012 steel colour
Mediterranean blue plastic colour

36x27 EH

ART. M 32 A100 C0 15 NP 34

Cabinet with 1 flexible extension drawer
(Front H 1x100), 2 extensible shelves
Cylinder lock closure
4-edge PVC coated shelf
Dim. mm 714x598x1023 H
Gentian blue steel colour RAL 5010
Juice orange plastic colour

ART. M 32 A150 C0 15 NQ 34

Hinged door cabinet, 2 adjustable shelves,
1 retractable shelf
Cylinder lock closure
4-edge PVC coated shelf
Dim. mm 714x598x1523 H
Gentian blue steel colour RAL 5010
Juice orange plastic colour

SOLUTIONS MASTER SECTION

27 EH

36x27 EH

ART. M 32 D200 C0 10 NW CQ

Double cabinet with 6 flexible extension drawers,
(Front H 6x100), 4 adjustable shelves, 4 retractable shelves
Cylinder lock closure
Dim. mm 1428x623x2000 H
Anthracite grey steel colour RAL 7016 +
grey white steel colors RAL 9002
Dark grey plastic colour

ART. M 32 R080 P2 12 NR FD

Cabinet with non-marking rubber wheels with 6 flexible
extension drawers (Front H 2x75 - 2x100 - 1x150 - 1x200)
Numerical code lock
Multiplex top with integrated handles
Dim. mm 780x573x988 H
Light grey stee colour RAL 7035 +
gentian blue RAL 5010 steel colour
Sky blue plastic colour

ART. M 32 A150 C0 14 NU 01

Cabinet with 9 flexible extension drawers
(Front H 2x100 - 6x150 - 1x300)
Cylinder lock closure
3-edge PVC coated shelf
Dim. mm 714x573x1523 H
Dark grey steel colour RAL 7000
Glamour red plastic colour

54x27 EH

ART. M 52 D200 C0 10 PD FP

Double cabinet with 8 flexible extension drawers,
(Front H 4x100 - 4x150), 4 adjustable shelves,
2 extensible shelves
Cylinder lock closure
Dim. mm 2040x623x2000 H
Light grey steel colour RAL 7035 +
ruby red steel colour RAL 3003
Dark grey plastic colour

ART. M 52 A200 P5 11 PC GS

Cabinet with wing doors with 5 flexible extension
drawers, (Front H 2x75 - 2x100 - 1x150), 1 adjustable shelf,
1 retractable shelf
Numerical code lock
Dim. mm 1020x598x2000 H
Blue steel colour RAL 5012 +
pure white steel colour RAL 9010
Mediterranean blue plastic colour

27x36 EH

ART. M 23 R070 P2 14 NL 08

Cabinet with wheels with 5 flexible extension drawers
(Front H 2x75 - 1x100 - 1x150 - 1x200)
Numerical code lock
4-edge PVC coated shelf
Polyurethane wheels Ø 160 mm
Dim. mm 587x800x963 H
Light grey steel colour RAL 7035
Red carpet plastic colour

ART. M 23 A100 C0 16 NG 04

Cabinet with 3 flexible extension drawers
(Front H 1x50 - 1x100 - 1x125), 1 retractable shelf,
1 adjustable shelf and 1 door
Cylinder lock closure
3-edge PVC coated shelf
Dim. mm 561x751x1023 H
Blue steel colour RAL 5012
Sunny yellow plastic colour

ART. M 23 R080 P2 15 NM 39

Cabinet with wheels with 5 flexible extension drawers
(Front H 1x50 - 2x100 - 1x150 - 1x300)
Numerical code lock
4-edge PVC coated shelf
synthetic mark-proof rubber wheels Ø 160 mm
Dim. mm 587x800x1063 H
Anthracite grey steel colour RAL 7016
Juice orange plastic colour

ART. M 23 A150 X0 14 NH AE

Cabinet with 3 flexible extension drawers
(Front H 1x50 - 1x100 - 1x150), 1 adjustable shelf,
1 retractable shelf
Cylinder lock closure
Dim. mm 561x751x1500 H
Ruby red steel colour RAL 3003 +
dark grey steel colour RAL 7000
Red carpet plastic colour

36x36 EH

ART. M 33 D100 C0 10 NN NQ

Cabinet with 8 extensible shelves
Rubber-coated MDF shelf
Cylinder lock closure
Dim. mm 1428x776x1000 H
Ruby red steel colour RAL 3003 +
grey white steel colour RAL 9002
Dark grey plastic colour

ART. M 33 A100 E2 12 NY FD

Cabinet with 7 flexible extension drawers
(Front H 1x50 - 2x75 - 2x100 - 1x200 - 1x300)
Numerical code lock
3-edge PVC coated shelf
Dim. mm 714x726x1023 H
Light grey steel colour RAL 7035 +
gentian blue steel colour RAL 5010
Sky blue plastic colour

ART. M 33 R080 P2 10 NK 1G

Cabinet with wheels with 6 flexible extension drawers
(Front H 2x75 - 2x100 - 1x150 - 1x200)
Numerical code lock
Polyurethane wheels Ø 160 mm
4-edge PVC coated shelf
Dim. mm 740x800x1063 H
Ruby red steel colour RAL 3003
Dark grey plastic colour

36 EH

45x36 EH

ART. M 43 R070 P2 10 RA EF

Cabinet with wheels with 6 flexible extension drawers
(Front H 2x75 - 3x100 - 1x150)
Numerical code lock
4-edge PVC coated shelf
Synthetic mark-proof rubber wheels Ø 160 mm
Dim. mm 947x752x963 H
Dark grey steel colour RAL 7000 +
light grey steel colour RAL 7035
Dark grey plastic colour

ART. M 43 R070 S0 11 PB EF

Cabinet with wheels with 6 flexible extension drawers
(Front H 2x75 - 3x100 - 1x150)
Cylinder lock closure
Multiplex top with integrated handles
Synthetic mark-proof rubber wheels Ø 160 mm
Dim. mm 933x726x933 H
Dark grey steel colour RAL 7000 +
light grey steel colour RAL 7035
Mediterranean blue plastic colour

ART. M 43 A085 E2 14 PA 48

Cabinet with 7 flexible extension drawers
(Front H 1x50 - 2x75 - 2x100 - 1x150 - 1x200),
1 pair of plinths H 100 mm,
Numerical code lock - Multiplex top
Dim. mm 867x726x990 H
Capri blue steel colour RAL 5019
Red carpet plastic colour
Vice not included

54x36 EH

ART. M 53 D150 C0 10 PF NR

Double cabinet with 9 flexible extension drawers,
(Front H 6x100 - 2x150 - 1x300)
Two 3-edge PVC coated shelf
Locking with a numerical code and cylinder lock
Dim. mm 2040x776x1523 H
Grey white steel colour RAL 9002 +
gentian blue steel colour RAL 5010
Dark grey plastic colour

ART. M 53 R070 P2 14 PG 35

Cabinet with wheels with 6 flexible extension drawers
(Front H 2x75 - 3x100 - 1x150)
Numerical code lock
Multiplex top with integrated handles
Polyurethane wheels Ø 160 mm
Dim. mm 1086x726x933 H
Pure white steel colour RAL 9010
Red carpet plastic colour

ART. M ZA 0400 00 00 00 08

Cabinet with 12 flexible extension drawers
(Front H 4x75 - 2x100 - 4x150 - 2x200),
2 roller shutter cabinets H 812 mm
Cylinder lock closure
Multiplex top
Dim. mm 2040x726x1702 H
Light grey steel colours RAL 7035
Mediterranean blue plastic colour

SOLUTIONS MASTER SECTION

36 EH

64x36 EH

ART. M 63 R085 P2 16 PM 1G

Cabinet with wheels with 5 flexible extension drawers
(Front H 1x100 - 3x150 - 1x200)
Numerical code lock
Multiplex top with integrated handles
Polyurethane wheels Ø 160 mm
Dim. mm 1256x726x1083 H
Ruby red steel colour RAL 3003
Sunny yellow plastic colour

ART. M 63 A085 E2 10 PK 1G

Cabinet with 5 flexible extension drawers
(Front H 1x100 - 3x150 - 1x200)
Numerical code lock
Pair of plinths H 100 mm
Rubber-coated MDF shelf
Dim. mm 1190x726x982 H
Ruby red steel colour RAL 3003
Dark grey plastic colour

78x36 EH

ART. M 73 R085 P2 12 PR 35

Cabinet with wheels with 6 flexible extension drawers
(Front H 2x75 - 1x100 - 2x150 - 1x200)
Numerical code lock
Multiplex top with integrated handles
No-smear rubber wheels Ø 160 mm
Dim. mm 1494x726x1083 H
Pure white steel colour RAL 9010
Sky blue plastic colour

ART. M 73 A100 E2 17 PN 39

Cabinet with 7 flexible extension drawers
(Front H 2x75 - 2x100 - 1x150 - 2x200)
Numerical code lock
3-edge PVC coated shelf
Dim. mm 1428x726x1023 H
Anthracite grey steel colour RAL 7016
Forest green plastic colour

Beta
SYSTEM

CONTACT US FOR PERSONALIZED SOLUTION



THE BEST SELLER

SINCE 1984

STRONG BY NATURE

STANDARD

TECHNICAL SPECIFICATIONS

1

DETAIL OF THE BEARING

The drawers and the full (telescopic) extension shelves are supplied in two versions:
- **normal extension** equal to 87% with load capacities ranging from 60 to 100 Kg depending on the version. The drawers are supplied with 4 high-resistant bearings to constantly ensure smooth sliding.
- 100% full **telescopic extension** with load capacities ranging from 150 to 200 Kg depending on the version. The drawers are supplied with 8 high-resistant bearings to constantly ensure smooth sliding.

2

A MDF worktop with oil-resistant rubber covering can be applied to the STANDARD series cabinets. This worktop is supplied with the same dimensions of the cabinet and can be easily joined to other worktops to create a single surface. (see example)

MDF SHELF APPLICATION

3



The locking system also prevents the workstation from tilting when a drawer or shelf is pulled out. The rear hook of the drawer or shelf, in fact, turns the rear bar (A) to its closed position. This makes it impossible for the operator to pull out other drawers or shelves at the same time, thereby preventing too much weight being transferred externally. Once the drawer is closed again, the rod returns to the opening position thereby allowing another drawer to be opened.

CYLINDER LOCK

Supplied standard with cylinder lock and two keys.

4

STANDARD RUBBER WHEELS

NON-MARKING RUBBER WHEELS

ELASTIC RUBBER WHEELS

POLYURETHANE WHEELS

NYLON WHEELS

STANDARD 564x726 mm

- **ART. F DD 1070 52 04**
  H = 800 mm - 6 drawers

METAL COLOURS

GREY RAL 7000	GREEN RAL 6011	BLUE RAL 5012	GREY RAL 7035
.01	.02	.04	.08

NORMAL EXTENSION 87% = 60/100 kg

CYLINDER LOCK (KEY)
Supplied standard with cylinder lock and two keys

KEY

SHELF/ DRAWER CAPACITY

SHELF/ DRAWER EXTENSION

CABINET CLOSURE

! ALL INDICATED LOAD CAPACITY VALUES ARE NET AND REFER TO EVENLY DISTRIBUTED WEIGHTS

H 700 mm

5 drawers

*maximum capacity 80 kg

ART.		kg		
F DD 1060 51 04		100	87%	key

H 700 mm

2 drawers

door 425 mm

*maximum capacity 70 kg

ART.		kg		
F DD 1160 51 04		80	87%	key

H 800 mm

4 drawers

ART.		kg		
F DD 1070 55 04		100	87%	key

H 800 mm

5 drawers

*maximum capacity 60 kg

ART.		kg		
F DD 1070 51 04		100	87%	key

H 800 mm

6 drawers

*maximum capacity 80 kg

ART.		kg		
F DD 1070 52 04		100	87%	key

H 800 mm

2 drawers

door 425 mm

*maximum capacity 70 kg

ART.		kg		
F DD 1170 51 04		100	87%	key

CONFIGURE YOUR CABINET

EMPTY CABINET

ART.	dim. mm	useful H mm	kg
F DD 1060 00 04	564x726x700 H	600	3100
F DD 1070 00 04	564x726x800 H	700	3100

EMPTY CABINET WITH DOOR - DOOR WITH RIGHT-HAND OPENING

ART.	dim. mm	H door mm	useful H mm	kg
F DD 1260 D0 04	564x726x700 H	600	600	3100

EMPTY CABINET WITH DOOR - DOOR WITH LEFT-HAND OPENING

ART.	dim. mm	H door mm	useful H mm	kg
F DD 1261 D0 04	564x726x700 H	600	600	3100

It is not possible to insert the drawers behind the doors



EMPTY CABINET PRE-SET FOR WHEELS

ART.	dim. mm	H door mm (A)	drawers H mm (B)	useful H mm (C)	kg
F DD 1160 00 04	564x726x700 H	400 425 500	175 150 75	600	3100
F DD 1170 00 04	564x726x800 H	400 425 500 575 600	275 250 175 100 75	700	3100

kg CAPACITY EXTENSION CLOSING

NORMAL EXTENSION DRAWERS

ART.	usable dim. mm	front H mm		kg
F DD 8050 00 04	447x600x36 H	50	87%	60
F DD 8075 00 04	447x600x61 H	75	87%	80
F DD 8100 00 04	447x600x86 H	100	87%	100
F DD 8150 00 04	447x600x136 H	150	87%	100
F DD 8200 00 04	447x600x186 H	200	87%	100
F DD 8300 00 04	447x600x286 H	300	87%	100

It is not possible to insert the drawers behind the doors

It is mandatory to apply to all drawers inserted in the cabinets with wheels the individual drawer opening device ART. F DD 9400 00 07

NORMAL RETRACTABLE SHELF

ART.	usable dim. mm	side H mm		kg
F DD 8000 00 04	435x630	-	87%	70



ADJUSTABLE SHELF

ART.	usable dim. mm	side H mm	kg
F DD 9100 01 04	500x618	60	70

STANDARD 564x726 mm

REVERSIBLE DOOR

ART.	H (A) mm
F DD 9640 01 04	400
F DD 9642 01 04	425
F DD 9645 01 04	500
F DD 9649 01 04	575
F DD 9650 01 04	600

These doors can be installed for either right-hand or left-hand opening

It is not possible to insert the drawers behind the doors

3-EDGE TOP SHELF

ART.	dim. mm
F DD 9150 01 07	564x726x20 H

PVC coated shelf. Black colour



MDF TOP SHELF DIM. 565x726x31,5 mm H

ART.	finishes	for cabinet
F UZ 3200 11 07	1 side profile	RH or LH final

MDF shelf with oil-proof top rubber coating. Black colour

MDF TOP SHELF DIM. 565x726x31,5 mm H

ART.	finishes	for cabinet
F UZ 3200 12 07	-	central

MDF shelf with oil-proof top rubber coating. Black colour



MDF TOP SHELF DIM. 565x726x31,5 mm H

ART.	finishes	for cabinet
F UZ 3200 13 07	2 side profiles	single

MDF shelf with oil-proof top rubber coating. Black colour

ART. F UZ 9999 00 00
DRILLING OF THE CABINET UPPER SHELF FOR THE MDF SHELF FIXING.

OIL-PROOF RUBBER FINISHING

MDF SHELF APPLICATION

PLINTHS

ART.	H mm
F DD 9300 00 07	50
F DD 9330 00 07	100

Black colour RAL 9005

STANDARD RUBBER FIXED WHEEL

ART.	Ø mm	cabinet capacity kg	C mm
C RG BAC11 100	100	160	128
C RG BAC12 125	125	235	155
C RG BAC13 150	150	280	180

STANDARD RUBBER SWIVEL WHEEL WITH BRAKE

ART.	Ø mm	cabinet capacity kg	C mm
C RG DAC11 100	100	160	128
C RG DAC12 125	125	235	155
C RG DAC13 150	150	280	180

NYLON FIXED WHEEL

ART.	Ø mm	cabinet capacity kg	C mm
C RN BAD10 100	100	310	128
C RN BAD11 125	125	475	155

NYLON SWIVEL WHEEL WITH BRAKE

ART.	Ø mm	cabinet capacity kg	C mm
C RN DAD10 100	100	310	128
C RN DAD11 125	125	475	155

FIXING

CABINET-TO-CABINET FIXING SET

ART. F AG 9202 00 99
Cabinet-to-cabinet fixing set with 4 screws complete with M8 nuts

ART. F AG 9203 00 99
Drilling and hardware for fixing two overlapping cabinets

FLOOR FIXING SET

ART. F AG 9200 00 99
Pair of zinc-plated brackets for cabinet floor fixing

ART. F AG 9204 00 99
2 "HILTI" plugs for concrete floors ≥ to classes C20/25
Recommended traction of the plug: 2.9 kN
Plug diameter: Ø 6 mm

THE CABINETS MUST BE FIXED TO A FLOOR OR WALL.
IF OVERLAPPING, THEY MUST BE FIXED EXCLUSIVELY TO WALLS AND THEIR CAPACITY DIVIDED BY TWO.

27x36 EH PARTITIONING MATERIAL

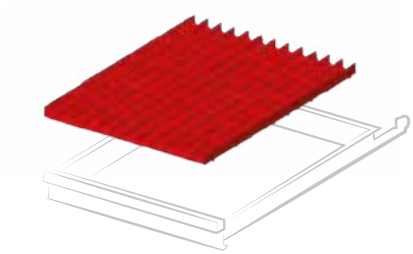

ART.	for front height mm
F FH 8605 01 00	50 - 300

Set including: 12 partitions 4 grooves, 50 plain partitions 36 mm

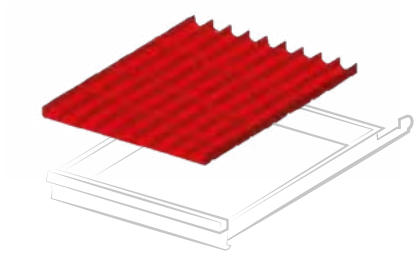

ART.	for front height mm
F FH 8605 06 00	50 - 300

Set including: 12 partitions 3 grooves, 27 plain partitions 47 mm

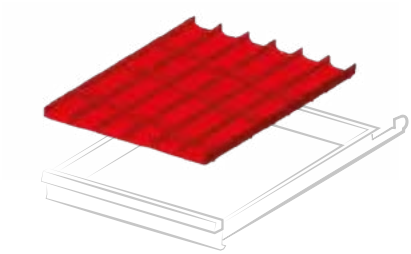

ART.	for front height mm
F FH 8605 04 00	50 - 300

Set including: 12 partitions 2 grooves, 18 plain partitions 73 mm



ART.	for front height mm
F FH 8605 16 00	50
F FH 8607 16 00	75

Set including: 16 plastic boxes with 2 compartments 75x75 mm, 16 plastic boxes 75x75 mm, 4 plastic boxes 150x75 mm, 2 plastic boxes 150x150 mm

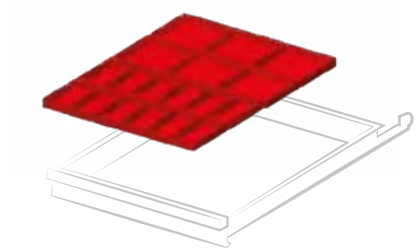

ART.	for front height mm
F FH 8605 17 00	50
F FH 8607 17 00	75

Set including: 16 plastic boxes 75x75 mm, 8 plastic boxes 150x75 mm, 4 plastic boxes 150x150 mm

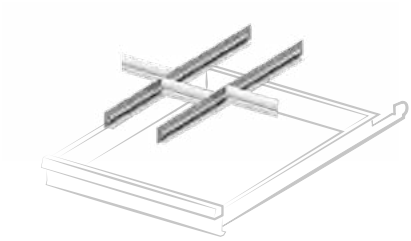

ART.	for front height mm
F FH 8605 08 00	50
F FH 8607 08 00	75
F FH 8610 08 00	100 - 125
F FH 8615 08 00	150
F FH 8620 08 00	200 - 250
F FH 8630 08 00	300

Set including: 2 slotted partitions 610 mm, 3 plain partitions 149 mm

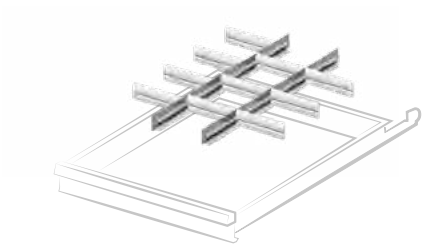

ART.	for front height mm
F FH 8605 09 00	50
F FH 8607 09 00	75
F FH 8610 09 00	100 - 125
F FH 8615 09 00	150
F FH 8620 09 00	200 - 250

Set including: 2 slotted partitions 610 mm, 10 plain partitions 149 mm

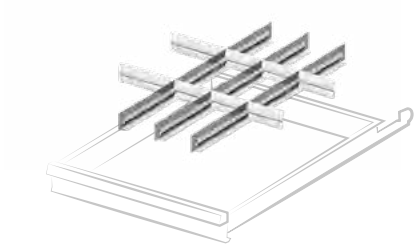

ART.	for front height mm
F FH 8605 10 00	50
F FH 8607 10 00	75
F FH 8610 10 00	100 - 125
F FH 8615 10 00	150

Set including: 3 slotted partitions 610 mm, 6 plain partitions 98 mm, 2 plain partitions 149 mm

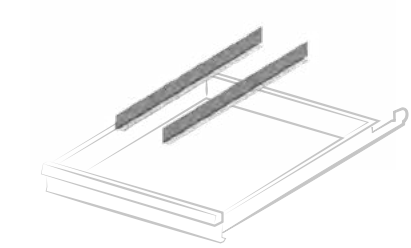

ART.	for front height mm
F FH 8605 13 00	50
F FH 8607 13 00	75
F FH 8610 13 00	100 - 125
F FH 8615 13 00	150
F FH 8620 13 00	200 - 250
F FH 8630 13 00	300

Set including: 2 plain partitions 610 mm

27x36 EH

CONFIGURE A FAMI DRAWER WITH BETA TOOLS

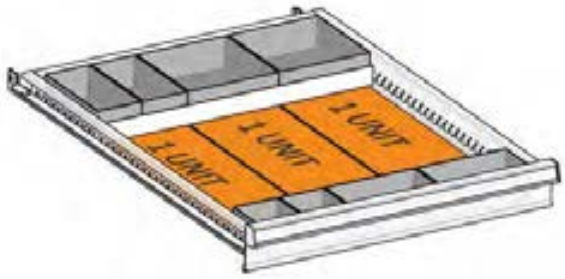

ART. F FH 0907 50 07

Drawer pre-setting kit for Beta thermoformed trays consisting of:

no. 2 F HC 6071 00 07
no. 4 F HC 6471 00 07
no. 2 F HC 6871 00 07
no. 1 F HA 1120 00 99
no. 1 F HA 2120 00 99

1 unit = 1 Beta thermoformed tray 367x147 mm
2 unit = 1 Beta thermoformed tray 367x294 mm

EXAMPLES OF TERMOFORMED TRAY USE





STANDARD 717x726 mm

- **ART. F AG 2040 18 04**
  H = 1000 mm - 8 drawers

METAL COLOURS

GREY RAL 7000	GREEN RAL 6011	BLUE RAL 5012	GREY RAL 7035
.01	.02	.04	.08

NORMAL EXTENSION 87% = 60/100 kg
TELESCOPIC EXTENSION 100% = 200 kg

CYLINDER LOCK (KEY)
Supplied standard with cylinder lock and two keys

KEY

SHELF/ DRAWER CAPACITY

SHELF/ DRAWER EXTENSION

CABINET CLOSURE

! ALL INDICATED LOAD CAPACITY VALUES ARE NET AND REFER TO EVENLY DISTRIBUTED WEIGHTS

H 1000 mm

6 drawers

ART.		kg		
F AG 2040 01 04		100	87%	key
F AG 2040 51 04		200	100%	key

* telescopic extension drawer capacity 200 kg

H 1000 mm

6 drawers

ART.		kg		
F AG 2040 11 04		100	87%	key
F AG 2040 61 04		200	100%	key

H 1000 mm

7 drawers

*maximum capacity 80 kg (87%)

ART.		kg		
F AG 2040 12 04		100	87%	key
F AG 2040 53 04		200	100%	key

H 1000 mm

8 drawers

*maximum capacity 80 kg (87%)

ART.		kg		
F AG 2040 18 04		100	87%	key
F AG 2040 68 04		200	100%	key

H 1000 mm

9 drawers

ART.		kg		
F AG 2040 10 04		100	87%	key
F AG 2040 60 04		200	100%	key

H 1000 mm

12 drawers

ART.		kg		
F AG 2040 21 04		80	87%	key
F AG 2040 71 04		200	100%	key

STANDARD 717x726 mm

CONFIGURE YOUR CABINET

EMPTY CABINET

ART.	dim. mm	useful H mm	kg
F AG 2040 00 04	717x726x1000 H	900	3100



NORMAL EXTENSION DRAWERS

ART.	usable dim. mm	front H mm		kg
F FG 2005 00 04	600x600x36 H	50	87%	60
F FG 2007 00 04	600x600x61 H	75	87%	80
F FG 2010 00 04	600x600x86 H	100	87%	100
F FG 2015 00 04	600x600x136 H	150	87%	100
F FG 2020 00 04	600x600x186 H	200	87%	100

TELESCOPIC EXTENSION DRAWERS

ART.	usable dim. mm	front H mm		kg
F FG 2107 00 04	600x600x54 H	75	100%	200
F FG 2110 00 04	600x600x79 H	100	100%	200
F FG 2112 00 04	600x600x104 H	125	100%	200
F FG 2115 00 04	600x600x129 H	150	100%	200
F FG 2117 00 04	600x600x154 H	175	100%	200
F FG 2120 00 04	600x600x179 H	200	100%	200
F FG 2130 00 04	600x600x279 H	300	100%	200
F FG 2140 00 04	600x600x379 H	400	100%	200

It is mandatory to apply to all drawers inserted in the cabinets with wheels the individual drawer opening device ART. F DD 9400 00 07

kg CAPACITY EXTENSION CLOSING

ADJUSTABLE SHELF

ART.	usable dim. mm	side H mm	kg
F SR 1260 01 04	655x618	60	150

3-EDGE TOP SHELF

ART.	dim. mm
F AG 9003 01 07	717x726x20 H

PVC coated shelf. Black colour



MDF TOP SHELF DIM. 718x726x31,5 mm H

ART.	finishes	for cabinet
F UZ 3220 11 07	1 side profile	RH or LH final

MDF shelf with oil-proof top rubber coating. Black colour

OIL-PROOF RUBBER FINISHING

MDF TOP SHELF DIM. 718x726x31,5 mm H

ART.	finishes	for cabinet
F UZ 3220 12 07	-	central

MDF shelf with oil-proof top rubber coating. Black colour

MDF SHELF APPLICATION



MDF TOP SHELF DIM. 718x726x31,5 mm H

ART.	finishes	for cabinet
F UZ 3220 13 07	2 side profiles	single

MDF shelf with oil-proof top rubber coating. Black colour

ART. F UZ 9999 00 00
DRILLING OF THE CABINET UPPER SHELF FOR THE MDF SHELF FIXING.

STANDARD 717x726 mm

PLINTHS

ART.	H mm
F RR 0070 00 07	50

Black colour RAL 9005

PLINTHS FOR TRANSPALLET

ART.	H mm
F RR 0310 00 07	100
F RR 0405 00 07	facing piece

Black colour RAL 9005



PLINTHS FOR FORK LIFT TRUCK

ART.	H mm
F RR 0230 00 07	60
F RR 0400 00 07	facing piece

Black colour RAL 9005

ELASTIC RUBBER FIXED WHEEL

ART.	Ø mm	cabinet capacity kg	C mm
C RG BCE15 125	125	400	155

ELASTIC RUBBER SWIVEL WHEEL WITH BRAKE

ART.	Ø mm	cabinet capacity kg	C mm
C RG DCE15 125	125	400	155

NYLON FIXED WHEEL

ART.	Ø mm	cabinet capacity kg	C mm
C RN BAD10 100	100	235	128
C RN BAD11 125	125	400	155

NYLON SWIVEL WHEEL WITH BRAKE

ART.	Ø mm	cabinet capacity kg	C mm
C RN DAD10 100	100	235	128
C RN DAD11 125	125	400	155

PERFORATED PANEL

ART.	dim. mm
M 30 PA71 00 00 00 04	708x65x718 H

EXAMPLE OF PERFORATED PANEL WITH HOOKS/VISUAL BOX

2 ART. FAXVBCH00600001
1 ART. F BL 9541 00 00 (10 pz.)
1 ART. C MV 10 019

2 ART. FAXVBCH00900001
2 ART. FAXVBCH00600001
2 ART. FAXVBCH00500001

2 ART. FAXVBCH00600001
3 ART. FAXVBCH00500001

3 ART. FAXVBCH00600001
1 ART. FAXVBCH00500001
1 ART. FAXVBCH00400001

ART. M 00 PA71 00 00 F0 00
MDF OR MULTIPLEX TOP SHELF DRILLING FOR PERFORATED PANEL FIXING - INCLUDING SCREWS

ART. M 00 PA71 00 00 F1 00
DRILLED TOP SHELF WITH 3/4 EDGES FOR PERFORATED PANEL FIXING - INCLUDING SCREWS

ART. M 00 PA71 00 00 F2 00
PRE-SETTING KIT FOR VISUAL BOX FIXING TO THE PERFORATED PANEL



The top lifting door requires the use of an adjustable shelf ART. F SR 1260 01 04

TOP LIFTING DOOR

ART.	H mm
F AG 9530 00 04	300

Full top lifting door with pair of guides

ART. F AG L234 S2 50

Dim. mm 794x726x1812 H
Cabinet with wheels including 4 drawers,
1 flap door, 1 adjustable shelf,
1 MDF top with rubber covering,
1 perforated panel
Colour grey RAL 7035 + blue RAL 5012
TOOLS, HOOKS AND TOOLBOXES NOT INCLUDED

FIXING

CABINET-TO-CABINET FIXING SET

ART. F AG 9202 00 99
Cabinet-to-cabinet fixing set with 4 screws complete with M8 nuts

ART. F AG 9203 00 99
Drilling and hardware for fixing two overlapping cabinets

FLOOR FIXING SET

ART. F AG 9200 00 99
Pair of zinc-plated brackets for cabinet floor fixing

ART. F AG 9204 00 99
2 "HILTI" stud anchors suitable for non-cracked concrete floors ≥ class C20/25
Recommended anchor strength: 2.9 KN
Anchor diameter: Ø 6 mm

THE CABINETS MUST BE FIXED TO A FLOOR OR WALL.
IF OVERLAPPING, THEY MUST BE FIXED EXCLUSIVELY TO WALLS AND THEIR CAPACITY DIVIDED BY TWO.

36x36 EH

Example including: 1 corner cabinet, 6 cabinets with drawers, retractable shelves, adjustable shelves, rubber cover MDF tops. TOOLS, CONTAINERS AND PARTITIONING MATERIAL NOT INCLUDED. Ral 7035+7000.

ART. F AG ZA02 00 56

36x36 EH PARTITIONING MATERIAL

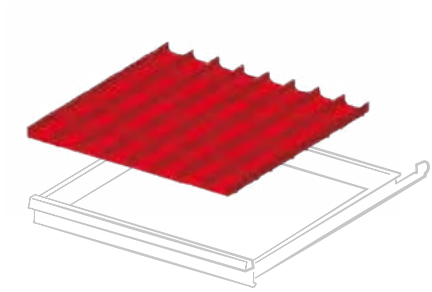

ART.	for front height mm
F FH 2005 15 00	50 - 300

Set including: 16 partitions 2 grooves, 35 plain partitions 73 mm

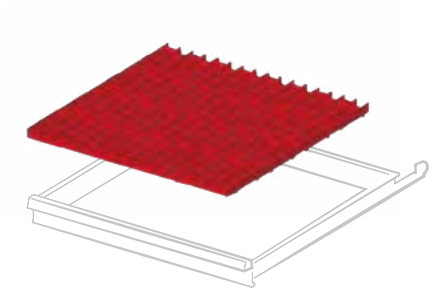

ART.	for front height mm
F FH 2005 16 00	50 - 300

Set including: 16 partitions 3 grooves, 50 plain partitions 47 mm

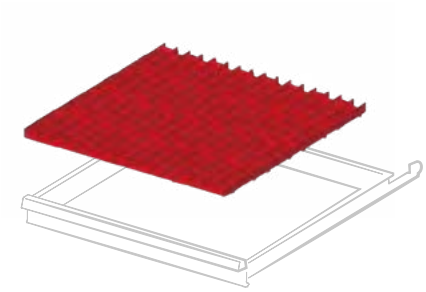

ART.	for front height mm
F FH 2005 17 00	50 - 300

Set including: 16 partitions 4 grooves, 65 plain partitions 36 mm

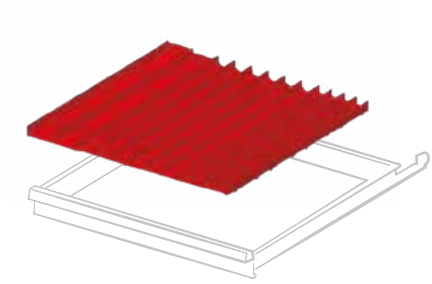

ART.	for front height mm
F FH 2005 20 00	50 - 300

Set including: 4 partitions 4 grooves, 8 partitions 3 grooves, 4 partitions 2 grooves, 30 plain partitions 36 mm, 20 plain partitions 47 mm, 10 plain partitions 73 mm

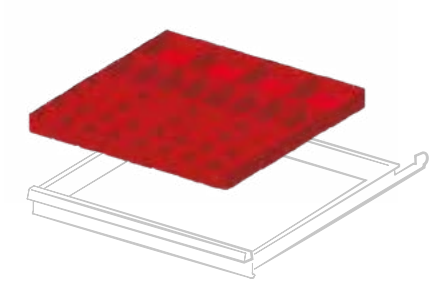

ART.	for front height mm
F FH 2005 12 00	50
F FH 2007 12 00	75

Set including: 16 plastic boxes 75x75 mm, 16 plastic boxes 150x75 mm, 4 plastic boxes 150x150 mm

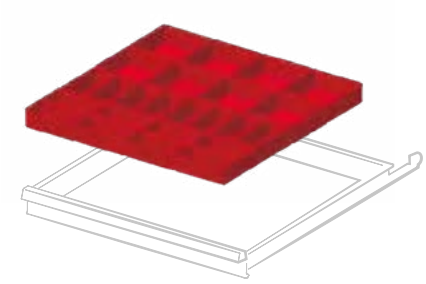

ART.	for front height mm
F FH 2005 13 00	50
F FH 2007 13 00	75
F FH 2010 13 00	100 - 125

Set including: 16 plastic boxes 150x75 mm, 8 plastic boxes 150x150 mm

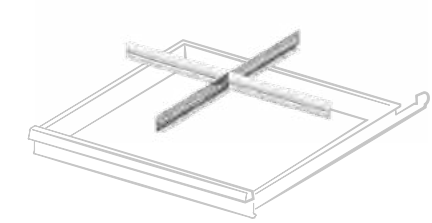

ART.	for front height mm
F FH 2005 05 00	50
F FH 2007 05 00	75
F FH 2010 05 00	100 - 125
F FH 2015 05 00	150 - 175
F FH 2020 05 00	200 - 250
F FH 2030 05 00	300

Set including: 1 slotted partition 610 mm, 2 plain partitions 302 mm

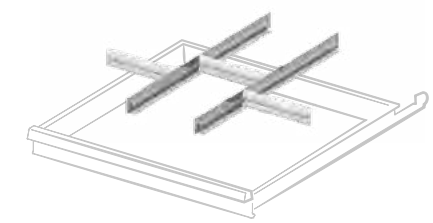

ART.	for front height mm
F FH 2005 06 00	50
F FH 2007 06 00	75
F FH 2010 06 00	100 - 125
F FH 2015 06 00	150 - 175
F FH 2020 06 00	200 - 250
F FH 2030 06 00	300

Set including: 2 slotted partitions 610 mm, 3 plain partitions 200 mm

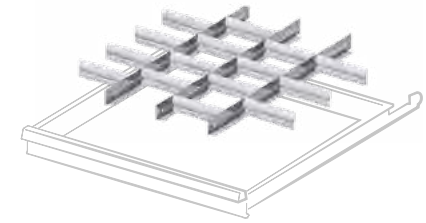

ART.	for front height mm
F FH 2005 07 00	50
F FH 2007 07 00	75
F FH 2010 07 00	100 - 125
F FH 2015 07 00	150 - 175
F FH 2020 07 00	200 - 250

Set including: 3 slotted partitions 610 mm, 15 plain partitions 149 mm

36x36 EH

CONFIGURE A FAMI DRAWER WITH BETA TOOLS

ART. F FH 2007 50 07

Drawer pre-setting kit for Beta thermoformed trays consisting of:

no. 4 F HC 6071 00 07
no. 6 F HC 6471 00 07
no. 2 F HC 6871 00 07
no. 1 F HA 1140 00 99
no. 1 F HA 2140 00 99

1 unit = 1 Beta thermoformed tray (367x147 mm)
2 unit = 1 Beta thermoformed tray (367x294 mm)
4 unit = 1 Beta thermoformed tray (367x588 mm)

EXAMPLES OF TERMOFORMED TRAY USE

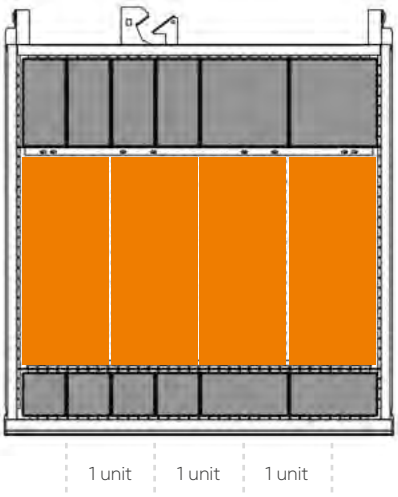

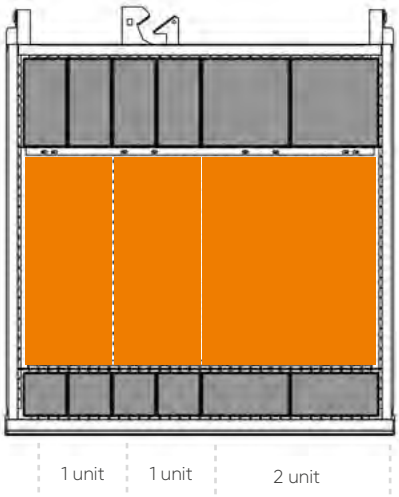

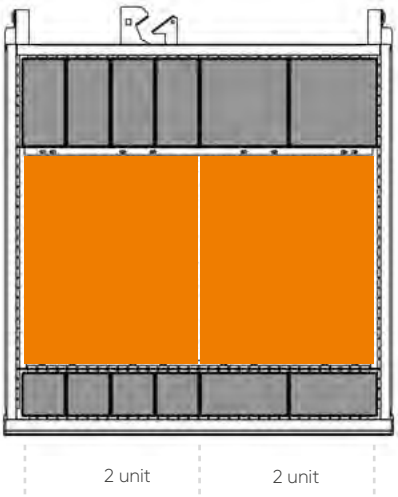

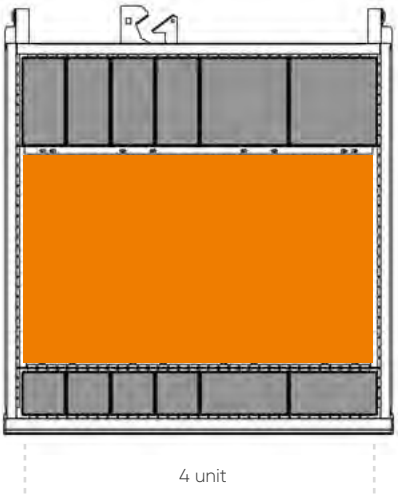

THE FULL EXTENSION DRAWER REVOLUTION

FLEXA

TECHNICAL SPECIFICATIONS

1

Drawers and extensible shelves are supplied as standard with 100% total extensibility on high-strength ball bearings. The perforated bottom and the slotted walls with 17 mm pitch allow for easy insertion and fastening (through screws) of the metal partitions.

2 The doors are pre-set to be installed with either right-hand or left-hand opening. The cabinets are supplied with a cylinder lock complete with two keys. When the cabinet is provided with a door, both the cabinet lock and the door lock are provided with the same keys. In this way, only one key can be used for the cabinet.

3

CYLINDER LOCK

Supplied standard with cylinder lock and two keys.

4 FLEXA series cabinets can be fitted with a top shelf, consisting of an MDF top lined with a steel sheet covered with oil-proof rubber. Supplied in the same dimensions as the cabinets, these tops can be easily joined together to create a seamless surface (see example).

MDF SHELF APPLICATION

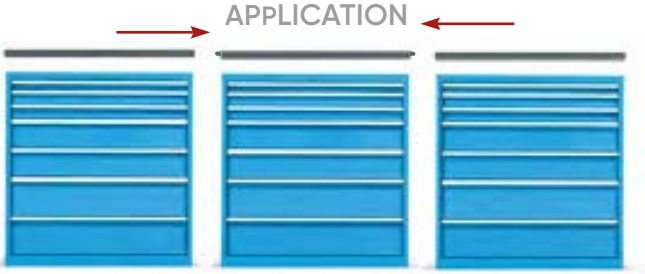

The cabinets can be fitted with a wide range of electrical and pneumatic systems complete with electric rollers, various types of outlets and voltage ratings, differential cutoff switches, winding units and compressed air fixed connectors. AVAILABLE ON REQUEST.



The closing bar also acts as an anti-tilt system when the drawer is extended. The drawer rear hook causes the bar (A) to rotate to its closed position. This prevents the operator from simultaneously opening multiple drawers, avoiding a dangerous weight shift to the outside.

A B

Two types of handle can be fitted on FLEXA series cabinets. The pair of handles is applied to the 4-edge shelf, both frontally and laterally, and can also be turned downwards to reduce the trolley height by 38 mm (A).
The single handle is applied to the cabinet side. This solution allows other types of cover to be fitted on the cabinet - such as multiplex shelves (B), available on request.

STANDARD RUBBER WHEELS

NON-MARKING RUBBER WHEELS

ELASTIC RUBBER WHEELS

POLYURETHANE WHEELS

NYLON WHEELS

FLEXA 564x600 mm

- **ART. F DB 1090 52 04**
  H = 1000 mm - 7 drawers

METAL COLOURS

GREY RAL 7000	GREEN RAL 6011	BLUE RAL 5012	GREY RAL 7035
.01	.02	.04	.08

FULL EXTENSION 100% = 70 kg

CYLINDER LOCK (KEY)
Supplied standard with cylinder lock and two keys

KEY

SHELF/ DRAWER CAPACITY

SHELF/ DRAWER EXTENSION

CABINET CLOSURE

! ALL INDICATED LOAD CAPACITY VALUES ARE NET AND REFER TO EVENLY DISTRIBUTED WEIGHTS

H 400 mm

SIDE LOCK

ART.		kg			
F DC 1030 51 04		70	100%	key	

H 600 mm

ART.		kg			
F DB 1050 52 04		70	100%	key	

H 700 mm

ART.		kg			
F DB 1060 51 04		70	100%	key	

FLEXA 564x600 mm

H 1000 mm

ART.		kg		
F DB 1090 52 04		70	100%	key

H 1000 mm

door 575 mm

*maximum capacity 50 kg

ART.		kg		
F DC 1090 56 04		70	100%	key

SIDE LOCK

kg CAPACITY EXTENSION CLOSING

H 820 mm

ART.		kg			
F DB B550 02 04		70	100%	key	

Cabinet capacity 235 kg - Cabinet height without wheels mm 660

H 920 mm

ART.		kg			
F DB B560 02 04		70	100%	key	

Cabinet capacity 235 kg - Cabinet height without wheels mm 760

H 1020 mm

*maximum capacity 50 kg

ART.		kg			
F DB B570 01 04		70	100%	key	

Cabinet capacity 235 kg - Cabinet height without wheels mm 860

H 1220 mm

ART.		kg			
F DB B590 01 04		70	100%	key	

Cabinet capacity 235 kg - Cabinet height without wheels mm 1060

2 standard rubber swivel wheels with brake Ø 125 mm
2 standard rubber fixed wheels Ø 125 mm

CONFIGURE YOUR CABINET

EMPTY CABINET

ART.	dim. mm	useful H mm	kg
F DC 1020 00 04	564x600x300 H	200	300
F DC 1030 00 04	564x600x400 H	300	400

Including cylinder lock and side bar

F DB 1050 00 04	564x600x600 H	500	900
F DB 1060 00 04	564x600x700 H	600	900
F DB 1090 00 04	564x600x1000 H	900	900

Including central cylinder lock and anti-tilt rod

CABINET PRE-SET FOR WHEELS FITTING

ART.	dim. mm	useful H mm
F DB 0550 00 04	564x675x660 H	500
F DB 0560 00 04	564x675x760 H	600
F DB 0570 00 04	564x675x860 H	700
F DB 0575 00 04	564x675x910 H	750
F DB 0590 00 04	564x675x1060 H	900

Cabinet pre-set for wheel fitting, complete with: wheel holder plate, 4-edgetop shelf coated in PVC, pair of steel handles covered with shock-proof rubber, 2-key cylinder lock, anti-tilt bar.

The handles can be mounted facing downwards - reducing the total height by 38 mm.

DRAWERS

ART.	usable dim. mm	front H mm	kg
F DB 8050 00 04	447x447x36 H	50	50
F DB 8075 00 04	447x447x61 H	75	70
F DB 8100 00 04	447x447x86 H	100	70
F DB 8125 00 04	447x447x111 H	125	70
F DB 8150 00 04	447x447x136 H	150	70
F DB 8200 00 04	447x447x186 H	200	70

Full extension 100%

It is mandatory to apply to all drawers inserted in the cabinets with wheels the individual drawer opening device ART. F DD 9400 00 07

RETRACTABLE SHELF

ART.	usable dim. mm	lateral H mm	kg
F DB 8000 00 04	435x475	-	70

Full retractable 100%

ADJUSTABLE SHELF

ART.	usable dim. mm	lateral H mm	kg
F DB 9100 01 04	505x460	55	70

Without extension system



PARTIAL HEIGHT REVERSIBLE DOOR

ART.	height (A) mm
F DB 9640 02 04	400+25
F DB 9642 02 04	425+25
F DB 9645 02 04	500+25
F DB 9649 02 04	575+25
F DB 9650 02 04	600+25

The door can be fitted both with left-hand and right-hand opening

It is not possible to insert the drawers behind the doors



TOTAL HEIGHT REVERSIBLE DOOR

ART.	height (A) mm
F DB 9645 01 04	500
F DB 9650 01 04	600

The door can be fitted both with left-hand and right-hand opening

STOP
ART. F DA 9698 00 99
To order with full height doors only.

PAIR OF PLINTHS

ART.	H mm
F RR 1608 00 07	130

Black colour RAL 9005

Application
PAIR OF PLINTHS

FLEXA 564x600 mm

3-EDGE TOP SHELF

ART.	dim. mm
F DB 9150 01 07	564x600x20 H

PVC-coated shelf. Black colour

OIL-PROOF RUBBER FINISHING



MDF TOP SHELVES DIM. 565x600x31,5 mm H

ART.	finishes	for cabinet
F UZ 3120 11 07	1 side profile	RH or LH final
F UZ 3120 12 07	-	central
F UZ 3120 13 07	2 side profiles	single

MDF shelf with oil-proof top rubber coating. Black colour

MDF SHELF APPLICATION

STANDARD RUBBER FIXED WHEEL

ART.	Ø mm	cabinet capacity kg	C mm
C RG BAC11 100	100	160	128
C RG BAC12 125	125	235	155
C RG BAC13 150	150	280	180

STANDARD RUBBER SWIVEL WHEEL WITH BRAKE

ART.	Ø mm	cabinet capacity kg	C mm
C RG DAC11 100	100	160	128
C RG DAC12 125	125	235	155
C RG DAC13 150	150	280	180

NYLON FIXED WHEEL

ART.	Ø mm	cabinet capacity kg	C mm
C RN BAD10 100	100	310	128
C RN BAD11 125	125	400	155

NYLON SWIVEL WHEEL WITH BRAKE

ART.	Ø mm	cabinet capacity kg	C mm
C RN DAD10 100	100	310	128
C RN DAD11 125	125	400	155

OTHER WHEELS
ON REQUEST

FIXING

CABINET-TO-CABINET FIXING SET

ART. F AG 9202 00 99

Cabinet-to-cabinet fixing set with 4 screws complete with M8 nuts
Drilling and hardware for fixing two overlapping cabinets

FLOOR FIXING SET

ART. F AG 9204 00 99

2 "HILTI" plugs for concrete floors ≥ to classes C20/25
Recommended traction of the plug: 2.9 kN
Plug diameter: Ø 6 mm

THE CABINETS MUST BE FIXED TO A FLOOR OR WALL. IF OVERLAPPING, THEY MUST BE FIXED EXCLUSIVELY TO WALLS AND THEIR CAPACITY DIVIDED BY TWO.

27x27 EH PARTITIONING MATERIAL

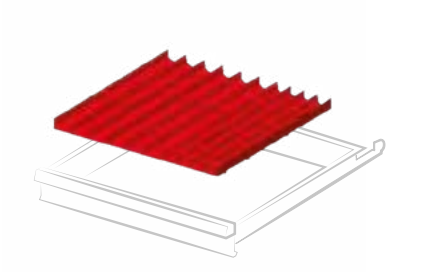

ART.	for front height mm
F FH 8405 02 00	50 - 300

Set including: 3 partitions 4 grooves, 6 partitions 3 grooves, 16 plain partitions 36 mm, 7 plain partitions 47 mm

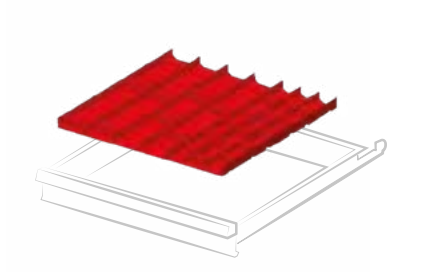

ART.	for front height mm
F FH 8405 03 00	50 - 300

Set including: 3 partitions 3 grooves, 6 partitions 2 grooves, 15 plain partitions 47 mm, 8 plain partitions 73 mm

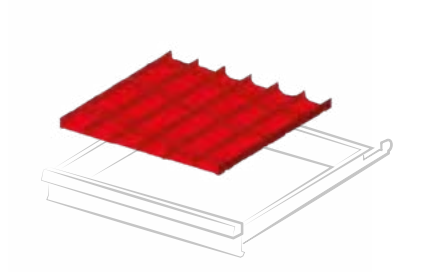

ART.	for front height mm
F FH 8405 04 00	50 - 300

Set including: 9 partitions 2 grooves, 18 plain partitions 73 mm

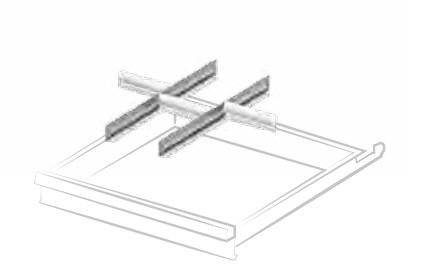

ART.	for front height mm
F FH 8405 08 00	50
F FH 8407 08 00	75
F FH 8410 08 00	100 - 125
F FH 8415 08 00	150
F FH 8420 08 00	200 - 250
F FH 8430 08 00	300

Set including: 2 slotted partitions 455 mm, 3 plain partitions 149 mm

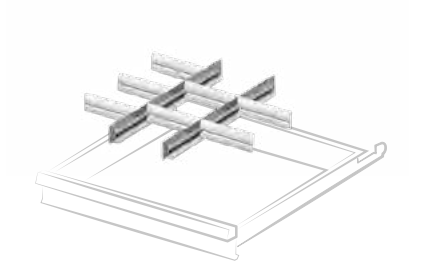

ART.	for front height mm
F FH 8405 09 00	50
F FH 8407 09 00	75
F FH 8410 09 00	100 - 125
F FH 8415 09 00	150
F FH 8420 09 00	200 - 250

Set including: 2 slotted partitions 455 mm, 7 plain partitions 149 mm

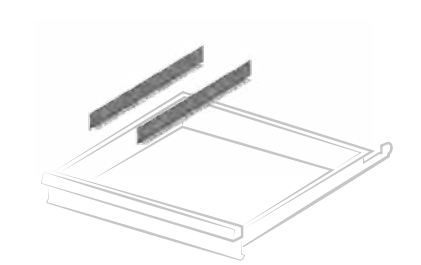

ART.	for front height mm
F FH 8405 13 00	50
F FH 8407 13 00	75
F FH 8410 13 00	100 - 125
F FH 8415 13 00	150
F FH 8420 13 00	200 - 250

Set including: 2 plain partitions 455 mm

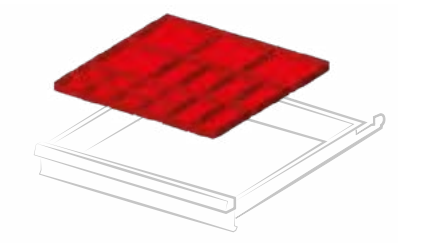

ART.	for front height mm
F FH 8405 17 00	50
F FH 8407 17 00	75

Set including: 8 plastic boxes 75x75 mm, 6 plastic boxes 150x75 mm, 4 plastic boxes 150x150 mm

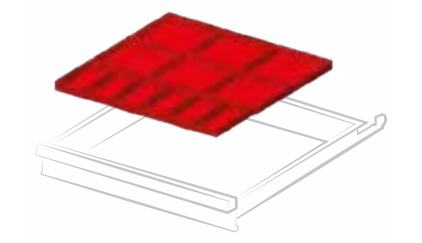

ART.	for front height mm
F FH 8405 18 00	50
F FH 8407 18 00	75
F FH 8410 18 00	100 - 125

Set including: 6 plastic boxes 150x75 mm, 6 plastic boxes 150x150 mm

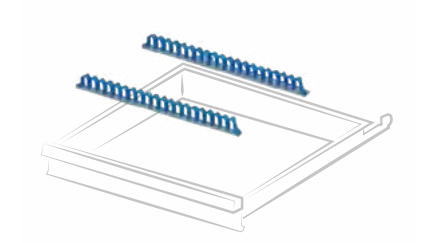

ART.	for front height mm
F FH 8605 19 00	50 - 300

Set including: 2 multiuse supports 440 mm

27x27 EH

CONFIGURE A FAMI DRAWER WITH BETA TOOLS

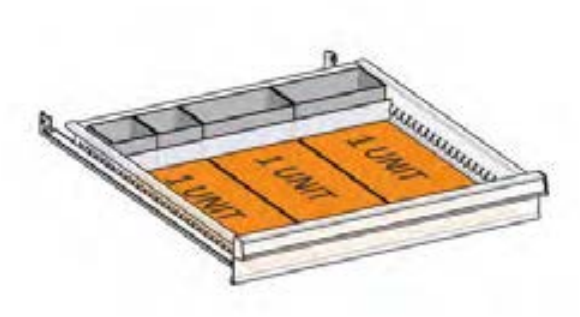

ART. F FH 0807 50 07

Drawer pre-setting kit for Beta thermoformed trays consisting of:

no. 2 F HC 6071 00 07

no. 2 F HC 6471 00 07

no. 1 F HA 1121 00 99

1 unit = 1 Beta thermoformed tray (367x147 mm)

2 unit = 1 Beta thermoformed tray (367x294 mm)

EXAMPLES OF TERMOFORMED TRAY USE

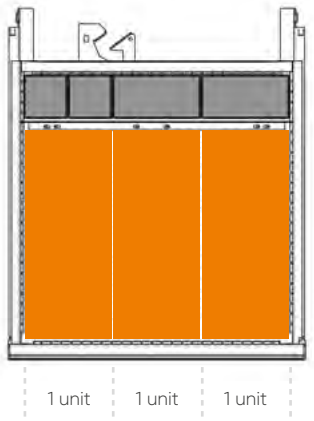

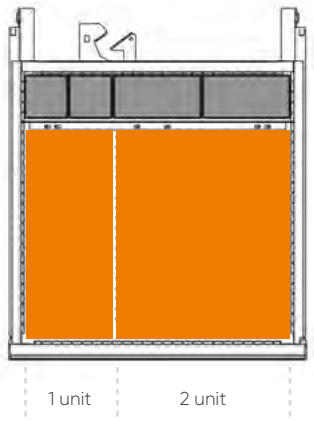

FLEXA 717x600 mm

- **ART. F DF 1075 53 04**
  H = 850 mm - 6 drawers

METAL COLOURS

GREY RAL 7000	GREEN RAL 6011	BLUE RAL 5012	GREY RAL 7035
.01	.02	.04	.08

FULL EXTENSION 100% = 70 kg

CYLINDER LOCK (KEY)
Supplied standard with cylinder lock and two keys

KEY

SHELF/ DRAWER CAPACITY

SHELF/ DRAWER EXTENSION

CABINET CLOSURE

! ALL INDICATED LOAD CAPACITY VALUES ARE NET AND REFER TO EVENLY DISTRIBUTED WEIGHTS

H 400 mm

ART.		kg			
F DG 1030 52 04		70	100%	key	

H 600 mm

ART.		kg			
F DF 1050 52 04		70	100%	key	

H 700 mm

ART.		kg			
F DF 1060 51 04		70	100%	key	

H 700 mm

ART.		kg			
F DF 1060 57 04		70	100%	key	

H 1000 mm

ART.		kg		
F DF 1090 52 04		70	100%	key

H 1000 mm

ART.		kg		
F DF 1090 54 04		70	100%	key

kg CAPACITY EXTENSION CLOSING

H 820 mm

ART.		kg		
F DF B550 02 04		70	100%	key

Cabinet capacity 225 kg - Cabinet height without wheels 660 mm

H 920 mm

ART.		kg		
F DF B560 02 04		70	100%	key

Cabinet capacity 225 kg - Cabinet height without wheels 760 mm

H 1020 mm

ART.		kg		
F DF B570 02 04		70	100%	key

Cabinet capacity 225 kg - Cabinet height without wheels 860 mm

H 1020 mm

1 flap door 300 mm

ART.		kg		
F DF B570 04 04		70	100%	key

Cabinet capacity 225 kg - Cabinet height without wheels 860 mm

2 standard rubber swivel wheels with brake Ø 125 mm
2 standard rubber fixed wheels Ø 125 mm

FLEXA 717x600 mm

CONFIGURE YOUR CABINET

EMPTY CABINET

ART.	dim. mm	useful H mm	kg
F DG 1030 00 04	717x600x400 H	300	400

Including cylinder lock and side bar

F DF 1050 00 04	717x600x600 H	500	900
F DF 1060 00 04	717x600x700 H	600	900
F DF 1090 00 04	717x600x1000 H	900	900

Including central cylinder lock and anti-tilt rod

CABINET PRE-SET FOR WHEELS FITTING

ART.	dim. mm	useful H mm
F DF 0550 00 04	792x600x660 H	500
F DF 0560 00 04	792x600x760 H	600
F DF 0570 00 04	792x600x860 H	700

Cabinet pre-set for wheel fitting, complete with: wheel holder plate, 4-edge top shelf with coated in PVC, pair of steel handles covered with shock-proof rubber, 2-key cylinder lock, anti-tilt bar.

The handles can be mounted facing downwards - reducing the total height by 38 mm.

DRAWERS

ART.	usable dim. mm	front H mm	kg
F DF 8075 00 04	600x447x61 H	75	70
F DF 8100 00 04	600x447x86 H	100	70
F DF 8125 00 04	600x447x111 H	125	70
F DF 8150 00 04	600x447x136 H	150	70
F DF 8175 00 04	600x447x161 H	175	70
F DF 8200 00 04	600x447x186 H	200	70
F DF 8300 00 04	600x447x286 H	300	70

Full extension 100%

It is mandatory to apply to all drawers inserted in the cabinets with wheels the individual drawer opening device ART. F DD 9400 00 07

kg CAPACITY

RETRACTABLE SHELF

ART.	usable dim. mm	lateral H mm	kg
F DF 8000 00 04	587x475	-	70

Full retractable 100%

ADJUSTABLE SHELF

ART.	usable dim. mm	lateral H mm	kg
F DF 9100 01 04	655x460	55	70

Without extension system



PARTIAL HEIGHT REVERSIBLE DOOR

ART.	height (A) mm
F DF 9640 02 04	400+25
F DB 9645 02 04	500+25
F DB 9650 02 04	600+25

The door can be fitted both with left-hand and right-hand opening

It is not possible to insert the drawers behind the doors



TOTAL HEIGHT REVERSIBLE DOOR

ART.	height (A) mm
F DF 9645 01 04	500
F DF 9650 01 04	600

The door can be fitted both with left-hand and right-hand opening

STOP
ART. F DA 9698 00 99
To order with full height doors only.



FLAP DOOR

ART.	H mm
F DF 9615 00 04	300

Full top lifting door with pair of guides

The top lifting door requires the use of an adjustable shelf ART. F DF 9100 01 04

FLEXA 717x600 mm

4-EDGE TOP SHELF

ART.	dim. mm
F DF 9940 01 07	717x600x22 H

PVC coated shelf. Black colour

OIL-PROOF RUBBER FINISHING



MDF TOP SHELVES DIM. 718x600x31,5 mm H

ART.	finishes	for cabinet
F UZ 3130 11 07	1 side profile	RH or LH final
F UZ 3130 12 07	-	central
F UZ 3130 13 07	2 side profiles	single

MDF shelf with oil-proof top rubber coating. Black colour

MDF SHELF APPLICATION

PERFORATED BACK PANEL

ART.	dim. mm
M 30 PA71 00 00 00 04	708x65x718 H

EXAMPLE OF PERFORATED PANEL WITH HOOKS/VISUAL BOX

2 ART. FAXVBCH00600001
1 ART. F BL 9541 00 00 (10 pz.)
1 ART. C MV 10 019

2 ART. FAXVBCH00900001
2 ART. FAXVBCH00600001
2 ART. FAXVBCH00500001

2 ART. FAXVBCH00600001
3 ART. FAXVBCH00500001

3 ART. FAXVBCH00600001
1 ART. FAXVBCH00500001
1 ART. FAXVBCH00400001

ART. M 00 PA71 00 00 F0 00
MDF OR MULTIPLEX TOP SHELF DRILLING FOR PERFORATED PANEL FIXING - INCLUDING SCREWS

ART. M 00 PA71 00 00 F1 00
DRILLED TOP SHELF WITH 3/4 EDGES FOR PERFORATED PANEL FIXING - INCLUDING SCREWS

ART. M 00 PA71 00 00 F2 00
PRE-SETTING KIT FOR VISUAL BOX FIXING TO THE PERFORATED PANEL

STANDARD RUBBER FIXED WHEEL

ART.	Ø mm	cabinet capacity kg	C mm
C RG BAC11 100	100	150	128
C RG BAC12 125	125	225	155
C RG BAC13 150	150	270	180

STANDARD RUBBER SWIVEL WHEEL WITH BRAKE

ART.	Ø mm	cabinet capacity kg	C mm
C RG DAC11 100	100	150	128
C RG DAC12 125	125	225	155
C RG DAC13 150	150	270	180

NYLON FIXED WHEEL

ART.	Ø mm	cabinet capacity kg	C mm
C RN BAD10 100	100	270	128
C RN BAD11 125	125	270	155

NYLON SWIVEL WHEEL WITH BRAKE

ART.	Ø mm	cabinet capacity kg	C mm
C RN DAD10 100	100	270	128
C RN DAD11 125	125	270	155

OTHER WHEELS
ON REQUEST

PAIR OF PLINTHS

ART.	H mm
F RR 1608 00 07	130

Black colour RAL 9005

Application
PAIR OF PLINTHS

Fixing

CABINET-TO-CABINET FIXING SET

ART. F AG 9202 00 99

Cabinet-to-cabinet fixing set with 4 screws complete with M8 nuts
Drilling and hardware for fixing two overlapping cabinets

FLOOR FIXING SET

ART. F AG 9204 00 99

2 "HILTI" plugs for concrete floors ≥ to classes C20/25
Recommended traction of the plug: 2.9 kN
Plug diameter: Ø 6 mm

THE CABINETS MUST BE FIXED TO A FLOOR OR WALL. IF OVERLAPPING, THEY MUST BE FIXED EXCLUSIVELY TO WALLS AND THEIR CAPACITY DIVIDED BY TWO.

ART. F DF B570 S1 FN

Dim. mm 794x600x982 H
Colour red RAL 3020 + black RAL 9005
BOXES, TOOLS AND PARTITIONING MATERIAL NOT INCLUDED.

36x27 EH PARTITIONING MATERIAL

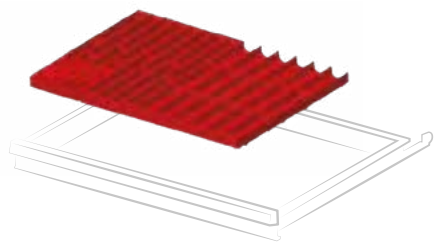

ART.	for front height mm
F FH 1005 15 00	50 - 300

Set including: 5 partitions 4 grooves, 6 partitions 3 grooves, 20 plain partitions 36 mm, 20 plain partitions 47 mm, 1 allen key tray

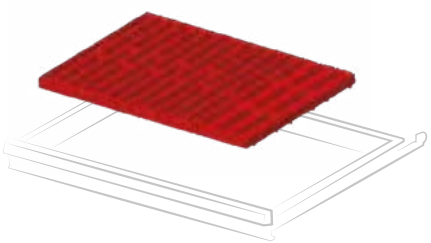

ART.	for front height mm
F FH 1005 10 00	50 - 300

Set including: 9 partitions 4 grooves, 3 partitions 3 grooves, 36 plain partitions 36 mm, 12 plain partitions 47 mm

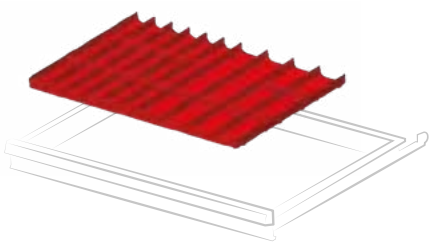

ART.	for front height mm
F FH 1005 13 00	50 - 300

Set including: 6 partitions 3 grooves, 6 partitions 2 grooves, 18 plain partitions 47 mm, 12 plain partitions 73 mm

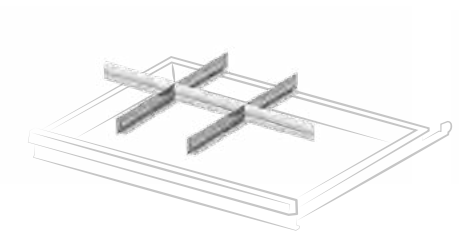

ART.	for front height mm
F FH 1005 05 00	50
F FH 1007 05 00	75
F FH 1010 05 00	100 - 125
F FH 1015 05 00	150
F FH 1020 05 00	200 - 250
F FH 1030 05 00	300

Set including: 2 slotted partitions 455 mm, 3 plain partitions 200 mm

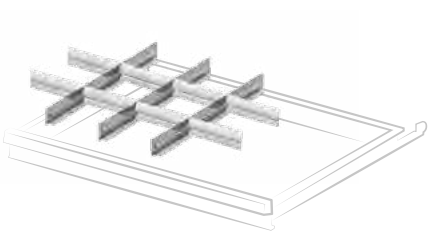

ART.	for front height mm
F FH 1005 03 00	50
F FH 1007 03 00	75
F FH 1010 03 00	100 - 125
F FH 1015 03 00	150
F FH 1020 03 00	200 - 250

Set including: 3 slotted partitions 455 mm, 8 plain partitions 149 mm

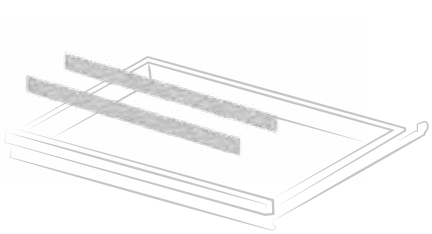

ART.	for front height mm
F FH 1005 01 00	50
F FH 1007 01 00	75
F FH 1010 01 00	100 - 125
F FH 1015 01 00	150
F FH 1020 01 00	200 - 250
F FH 1030 01 00	300

Set including: 2 plain partitions 610 mm

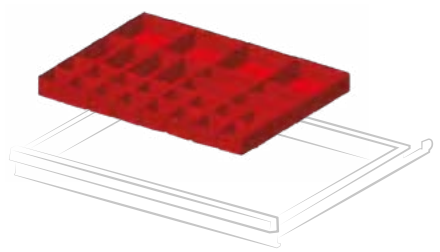

ART.	for front height mm
F FH 1005 18 00	50
F FH 1007 18 00	75

Set including: 16 plastic boxes 75x75 mm, 8 plastic boxes 150x75 mm, 4 plastic boxes 150x150 mm

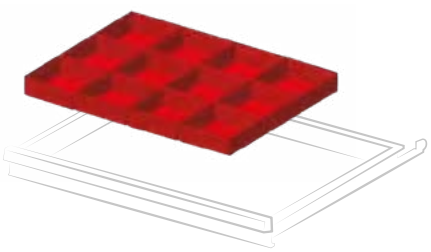

ART.	for front height mm
F FH 1005 09 00	50
F FH 1007 09 00	75
F FH 1010 09 00	100 - 125

Set including: 12 plastic boxes 150x150 mm

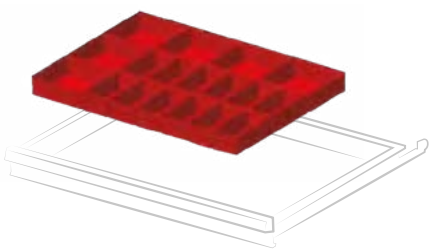

ART.	for front height mm
F FH 1005 16 00	50
F FH 1007 16 00	75
F FH 1010 16 00	100 - 125

Set including: 12 plastic boxes 150x75 mm, 6 plastic boxes 150x150 mm

36x27 EH

CONFIGURE A FAMI DRAWER WITH BETA TOOLS

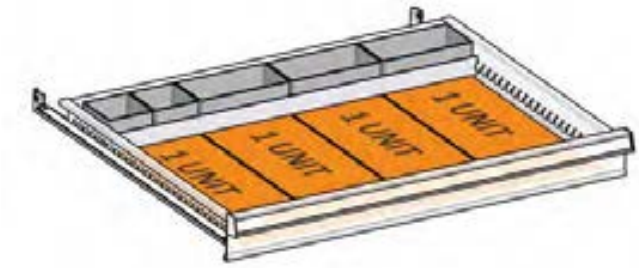

ART. F FH 1007 50 07

Drawer pre-setting kit for Beta thermoformed trays consisting of:

no. 2 F HC 6071 00 07

no. 3 F HC 6471 00 07

no. 1 F HA 1141 00 99

1 unit = 1 Beta thermoformed tray (367x147 mm)

2 unit = 1 Beta thermoformed tray (367x294 mm)

EXAMPLES OF THERMOFORMED TRAY USE

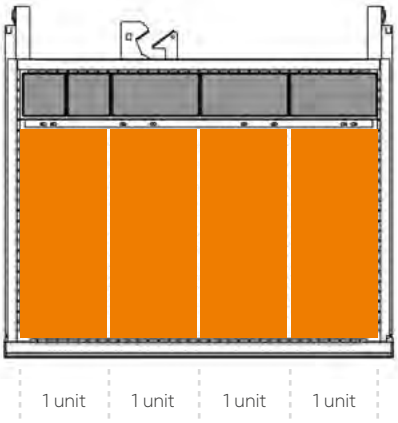

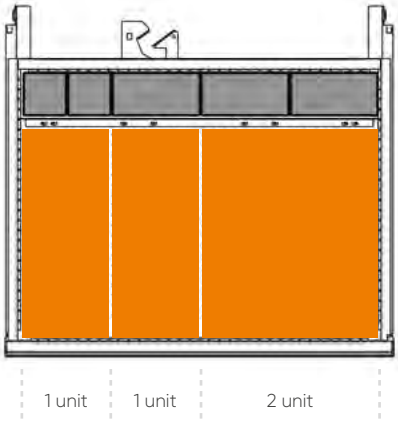

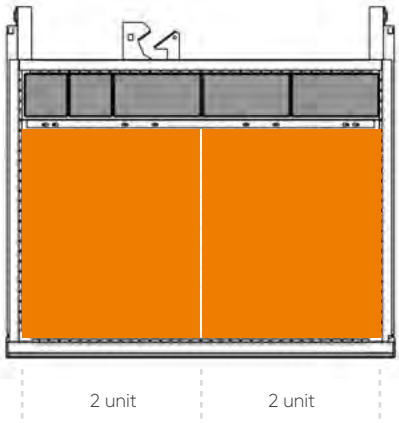

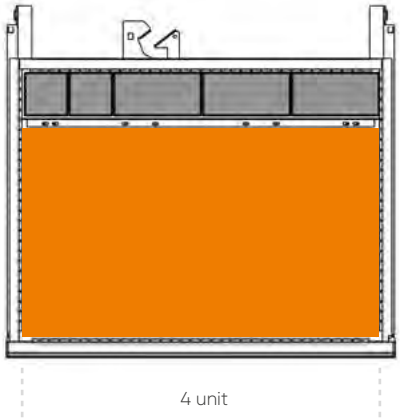

FLEXA 1023x600 mm

- **ART. F DL 1090 54 04**
  H = 1000 mm - 7 drawers

METAL COLOURS

GREY RAL 7000	GREEN RAL 6011	BLUE RAL 5012	GREY RAL 7035
.01	.02	.04	.08

FULL EXTENSION 100% = 50 kg

CYLINDER LOCK (KEY)
Supplied standard with cylinder lock and two keys

KEY

SHELF/ DRAWER CAPACITY

SHELF/ DRAWER EXTENSION

CABINET CLOSURE

! ALL INDICATED LOAD CAPACITY VALUES ARE NET AND REFER TO EVENLY DISTRIBUTED WEIGHTS

H 1000 mm

7 drawers

ART.		kg			
F DL 1090 54 04		50	100%	key	

H 1000 mm

8 drawers

ART.		kg			
F DL 1090 55 04		50	100%	key	

FLEXA

CONFIGURE YOUR CABINET

EMPTY CABINET

ART.	dim. mm	useful H mm	kg
F DL 1090 00 04	1023x600x1000 H	900	900

DRAWERS

ART.	usable dim. mm	front H mm	kg
F DL 8075 00 04	906x447x61 H	75	50
F DL 8100 00 04	906x447x86 H	100	50
F DL 8150 00 04	906x447x136 H	150	50
F DL 8175 00 04	906x447x161 H	175	50
F DL 8200 00 04	906x447x186 H	200	50

Full extension 100%

ADJUSTABLE SHELF

ART.	usable dim. mm	lateral H mm	kg
F DL 9100 01 04	960x460	55	70

Without extension system

kg CAPACITY

3-EDGE TOP SHELF

ART.	dim. mm
F DL 9150 01 07	1023x600x20 H

PVC coated shelf. Black colour

OIL-PROOF RUBBER FINISHING



MDF TOP SHELF DIM. 1024x600x31,5 mm H

ART.	finishes	for cabinet
F UZ 3140 11 07	1 side profile	RH or LH final
F UZ 3140 12 07	-	central
F UZ 3140 13 07	2 side profiles	single

MDF shelf with oil-proof top rubber coating. Black colour

MDF SHELF APPLICATION

PAIR OF PLINTH

ART.	H mm
F RR 1608 00 07	130

Black colour RAL 9005

Application
PAIR OF PLINTHS

Fixing

CABINET-TO-CABINET FIXING SET

ART. F AG 9202 00 99

Cabinet-to-cabinet fixing set with 4 screws complete with M8 nuts
Drilling and hardware for fixing two overlapping cabinets

FLOOR FIXING SET

ART. F AG 9204 00 99

2 "HILTI" plugs for concrete floors ≥ to classes C20/25
Recommended traction of the plug: 2.9 kN
Plug diameter: Ø 6 mm

THE CABINETS MUST BE FIXED TO A FLOOR OR WALL.
IF OVERLAPPING, THEY MUST BE FIXED EXCLUSIVELY TO WALLS AND THEIR CAPACITY DIVIDED BY TWO.

54x27 EH PARTITIONING MATERIAL

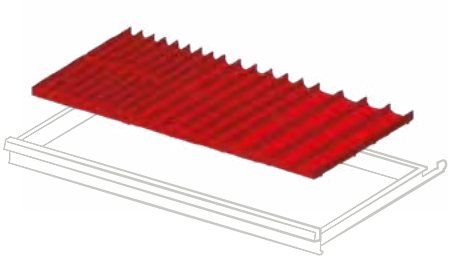

ART.	for front height mm
F FH 4005 12 00	50 - 300

Set including: 6 partitions 4 grooves, 6 partitions 3 grooves, 6 partitions 2 grooves, 15 plain partitions 36 mm, 10 plain partitions 47 mm, 6 plain partitions 73 mm

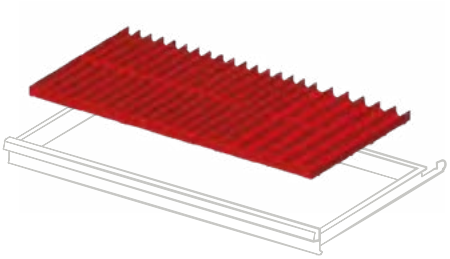

ART.	for front height mm
F FH 4005 15 00	50 - 300

Set including: 12 partitions 4 grooves, 6 partitions 3 grooves, 30 plain partitions 36 mm, 10 plain partitions 47 mm

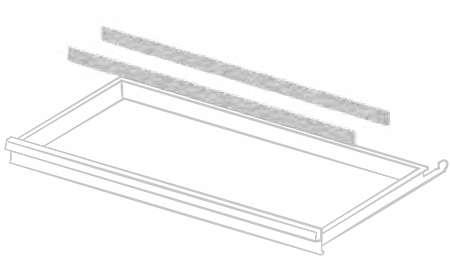

ART.	for front height mm
F FH 4005 01 00	50
F FH 4007 01 00	75
F FH 4010 01 00	100 - 125
F FH 4015 01 00	150 - 175
F FH 4020 01 00	200 - 250
F FH 4030 01 00	300

Set including: 2 plain partitions 914 mm

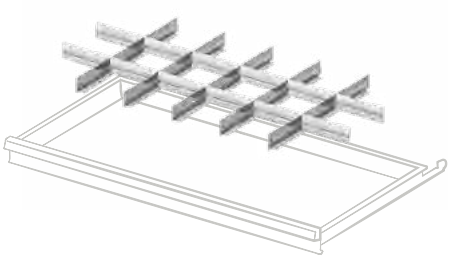

ART.	for front height mm
F FH 4005 03 00	50
F FH 4007 03 00	75
F FH 4010 03 00	100 - 125
F FH 4015 03 00	150 - 175
F FH 4020 03 00	200 - 250

Set including: 5 slotted partitions 455 mm, 12 plain partitions 149 mm

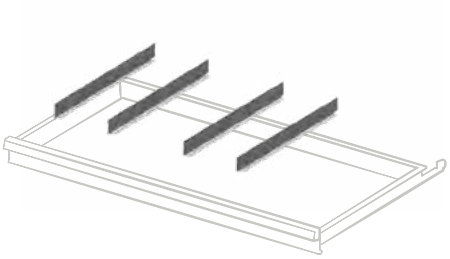

ART.	for front height mm
F FH 4005 04 00	50
F FH 4007 04 00	75
F FH 4010 04 00	100 - 125
F FH 4015 04 00	150 - 175
F FH 4020 04 00	200 - 250

Set including: 4 plain partitions 455 mm

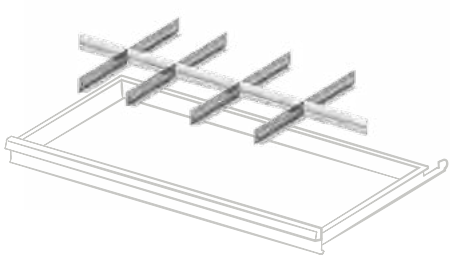

ART.	for front height mm
F FH 4005 05 00	50
F FH 4007 05 00	75
F FH 4010 05 00	100 - 125
F FH 4015 05 00	150 - 175
F FH 4020 05 00	200 - 250

Set including: 4 slotted partitions 455 mm, 2 plain partitions 149 mm, 3 plain partitions 200 mm

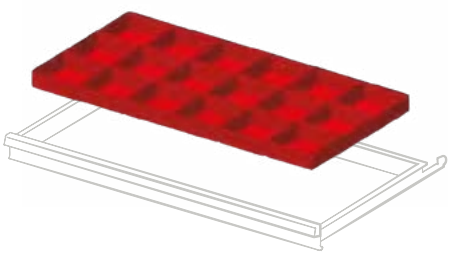

ART.	for front height mm
F FH 4005 11 00	50
F FH 4007 11 00	75
F FH 4010 11 00	100 - 125

Set including: 18 plastic boxes 150x150 mm

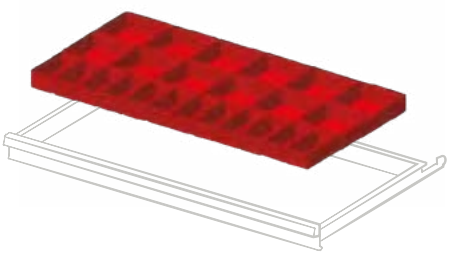

ART.	for front height mm
F FH 4005 13 00	50
F FH 4007 13 00	75
F FH 4010 13 00	100 - 125

Set including: 12 plastic boxes 150x75 mm, 12 plastic boxes 150x150 mm

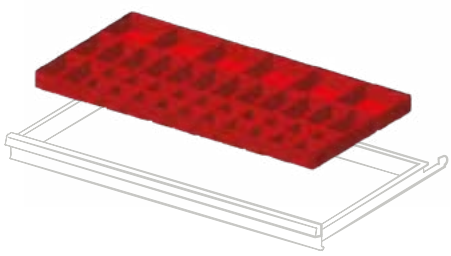

ART.	for front height mm
F FH 4005 16 00	50
F FH 4007 16 00	75

Set including: 20 plastic boxes 75x75 mm, 14 plastic boxes 150x75 mm, 6 plastic boxes 150x150 mm

54x27 EH

CONFIGURE A FAMI DRAWER WITH BETA TOOLS

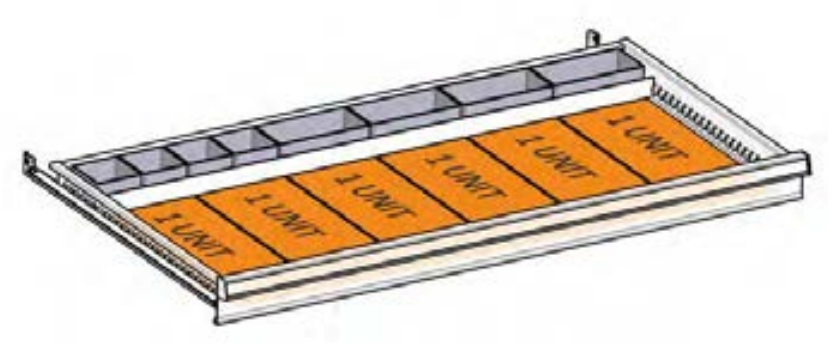

ART. F FH 4007 50 07
Drawer pre-setting kit for Beta thermoformed trays consisting of:
no. 4 F HC 6071 00 07
no. 4 F HC 6471 00 07
no. 1 F HA 2150 00 99

1 unit = 1 Beta thermoformed tray (367x147 mm)
2 unit = 1 Beta thermoformed tray (367x294 mm)
4 unit = 1 Beta thermoformed tray (367x588 mm)

EXAMPLES OF THERMOFORMED TRAY USE

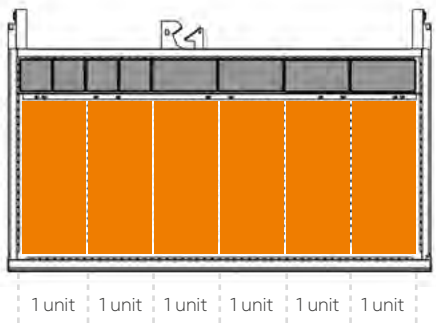

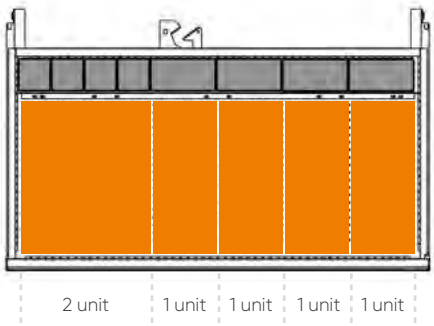

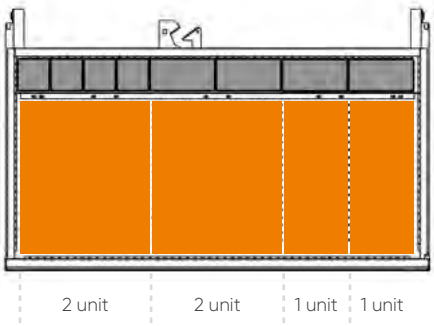

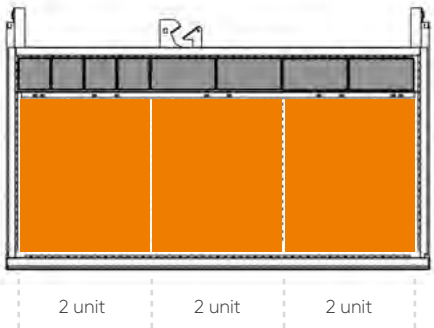

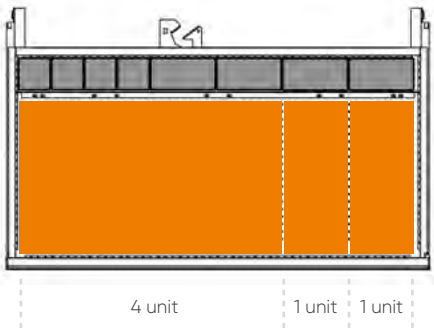

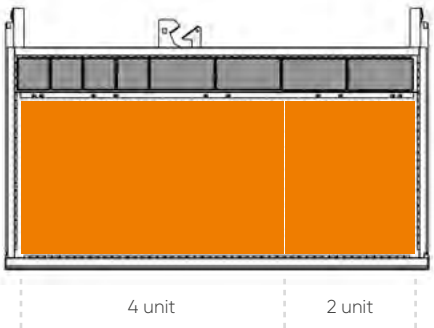

FLEXA 602x600 mm

CORNERS

REAR VIEW

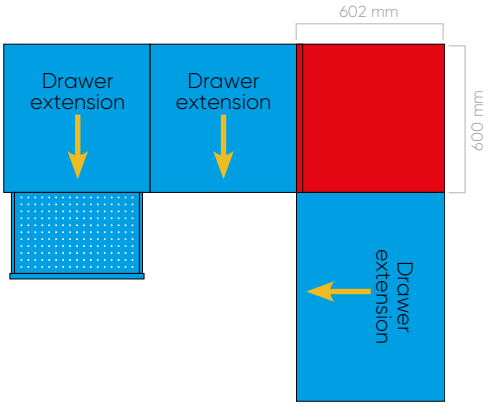

THESE CORNERS CAN ONLY BE USED WITH 600 mm DEEP CABINETS (27 EH), SERIE FLEXA

ART.	
F DB 1090 R1 04	

EXTERNAL RIGHT-HAND CORNER

ART.	
F DB 1090 R2 04	

RIGHT SIDE EXTERNAL CORNER CABINET WITH MDF TOP AND OIL-RESISTANT RUBBER COVER

602x600 mm

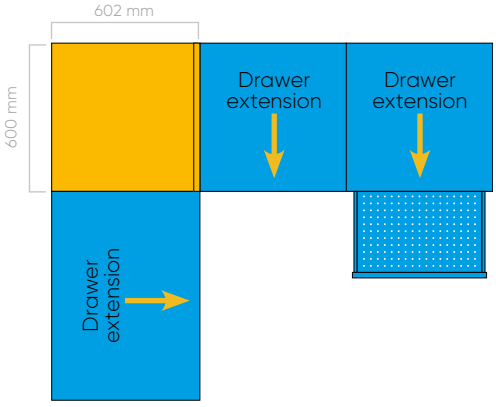

THESE CORNERS CAN ONLY BE USED WITH 600 mm DEEP CABINETS (27 EH), SERIE FLEXA

ART.	
F DB 1090 L1 04	

EXTERNAL LEFT-HAND CORNER

ART.	
F DB 1090 L2 04	

LEFT SIDE EXTERNAL CORNER CABINET WITH MDF TOP AND OIL-RESISTANT RUBBER COVER

FLEXA 602x600 mm

CORNERS

REAR VIEW

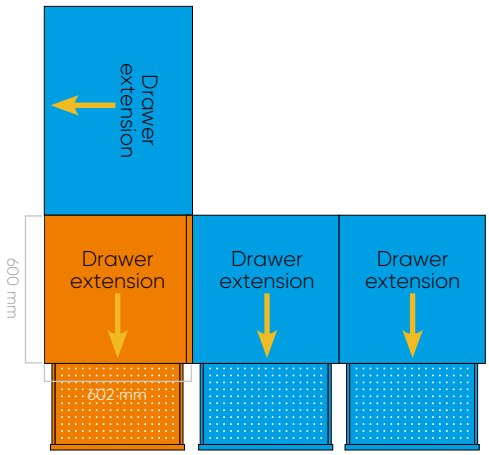

THESE CORNERS CAN ONLY BE USED WITH 600 mm DEEP CABINETS (27 EH), SERIE FLEXA

ART.	
F DB 1090 L3 04	

LEFT SIDE INTERNAL CORNER

ART.	
F DB 1090 L4 04	

LEFT SIDE INTERNAL CORNER CABINET WITH MDF TOP AND OIL-RESISTANT RUBBER COVER

602x600 mm

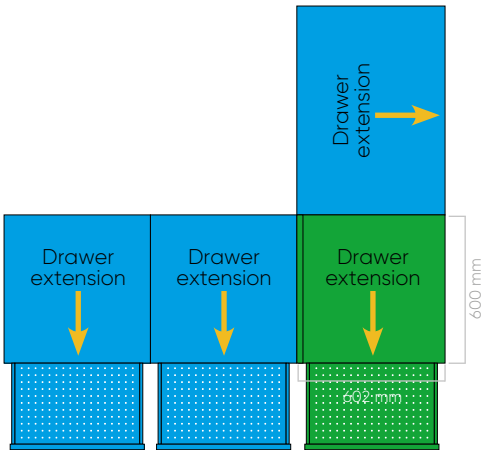

THESE CORNERS CAN ONLY BE USED WITH 726 mm DEEP CABINETS (36 EH), SERIE FLEXA

ART.	
F DB 1090 R3 04	

RIGHT SIDE INTERNAL CORNER

ART.	
F DB 1090 R4 04	

RIGHT SIDE INTERNAL CORNER CABINET WITH MDF TOP AND OIL-RESISTANT RUBBER COVER

PARTITIONING MATERIAL

1 EH (17 mm)

corresponds to the pitch of the slots and of the perforations of the drawer

1 EH = 17 mm

PLAIN PARTITIONS

For front height	**ART.** Lengths 24 EH (405 mm)	**ART.** Lengths 27 EH (455 mm)	**ART.** Lengths 30 EH (507 mm)
50	**F HA 2110 00 99**	**F HA 2120 00 99**	**F HA 2130 00 99**
75	**F HA 2210 00 99**	**F HA 2220 00 99**	**F HA 2230 00 99**
100-125	**F HA 2310 00 99**	**F HA 2320 00 99**	**F HA 2330 00 99**
150-175	**F HA 2410 00 99**	**F HA 2420 00 99**	**F HA 2430 00 99**
200-250	**F HA 2510 00 99**	**F HA 2520 00 99**	**F HA 2530 00 99**
300-400	-	-	-

GALVANISED

For front height	**ART.** Lengths 36 EH (610 mm)	**ART.** Lengths 54 EH (914 mm)	**ART.** Lengths 64 EH (1085 mm)	**ART.** Lengths 78 EH (1323 mm)
50	**F HA 2140 00 99**	**F HA 2150 00 99**	-	-
75	**F HA 2240 00 99**	**F HA 2250 00 99**	**F HA 2260 00 99**	**F HA 2270 00 99**
100-125	**F HA 2340 00 99**	**F HA 2350 00 99**	**F HA 2360 00 99**	**F HA 2370 00 99**
150-175	**F HA 2440 00 99**	**F HA 2450 00 99**	**F HA 2460 00 99**	**F HA 2470 00 99**
200-250	**F HA 2540 00 99**	**F HA 2550 00 99**	**F HA 2560 00 99**	**F HA 2570 00 99**
300-400	**F HA 2640 00 99**	**F HA 2650 00 99**	**F HA 2660 00 99**	**F HA 2670 00 99**

GALVANISED

PARTITIONING MATERIAL



SLOTTED PARTITIONS

For front height	**ART.** Lengths 17 EH (286 mm)	**ART.** Lengths 27 EH (455 mm)	**ART.** Lengths 30 EH (507 mm)
50	**F HA 1110 00 99**	**F HA 1120 00 99**	**F HA 1130 00 99**
75	-	**F HA 1220 00 99**	**F HA 1230 00 99**
100-125	-	**F HA 1320 00 99**	**F HA 1330 00 99**
150-175	-	**F HA 1420 00 99**	**F HA 1430 00 99**
200-250	-	**F HA 1520 00 99**	-
300-400	-	**F HA 1620 00 99**	-

GALVANISED

For front height	**ART.** Lengths 36 EH (610 mm)	**ART.** Lengths 54 EH (914 mm)	**ART.** Lengths 64 EH (1085 mm)	**ART.** Lengths 78 EH (1323 mm)
50	**F HA 1140 00 99**	**F HA 1150 00 99**	-	-
75	**F HA 1240 00 99**	**F HA 1250 00 99**	**F HA 1260 00 99**	**F HA 1270 00 99**
100-125	**F HA 1340 00 99**	**F HA 1350 00 99**	**F HA 1360 00 99**	**F HA 1370 00 99**
150-175	**F HA 1440 00 99**	**F HA 1450 00 99**	**F HA 1460 00 99**	**F HA 1470 00 99**
200-250	**F HA 1540 00 99**	**F HA 1550 00 99**	**F HA 1560 00 99**	**F HA 1570 00 99**
300-400	**F HA 1640 00 99**	**F HA 1650 00 99**	**F HA 1660 00 99**	**F HA 1670 00 99**

GALVANISED

SINGLE-SIDED SLOTTED PARTITIONS

For front height	**ART.** Lengths 27 EH (455 mm)	**ART.** Lengths 36 EH (610 mm)
50	**F HA 1121 00 99**	**F HA 1141 00 99**

GALVANISED

1 EH = 17 mm



PLAIN PARTITIONS

For front height	**ART.** Lengths 2 EH (30 mm)	**ART.** Lengths 3 EH (47 mm)	**ART.** Lengths 4 EH (64 mm)	**ART.** Lengths 5 EH (81 mm)
50	**F HA 3105 00 00**	**F HA 3110 00 00**	**F HA 3115 00 00**	**F HA 3120 00 00**
75	-	**F HA 3210 00 00**	**F HA 3215 00 00**	**F HA 3220 00 00**
100-125	-	**F HA 3310 00 00**	**F HA 3315 00 00**	**F HA 3320 00 00**
150-175	-	-	-	-
200-250	-	-	-	-
300-400	-	-	-	-

ALUMINUM

For front height	**ART.** Lengths 6 EH (98 mm)	**ART.** Lengths 7 EH (115 mm)	**ART.** Lengths 8 EH (132 mm)	**ART.** Lengths 9 EH (149 mm)
50	**F HA 3125 00 00**	**F HA 3130 00 00**	**F HA 3135 00 00**	**F HA 3140 00 00**
75	**F HA 3225 00 00**	**F HA 3230 00 00**	**F HA 3235 00 00**	**F HA 3240 00 00**
100-125	**F HA 3325 00 00**	**F HA 3330 00 00**	**F HA 3335 00 00**	**F HA 3340 00 00**
150-175	**F HA 3425 00 00**	**F HA 3430 00 00**	**F HA 3435 00 00**	**F HA 3440 00 00**
200-250	-	**F HA 3530 00 00**	**F HA 3535 00 00**	**F HA 3540 00 00**
300-400	-	-	-	**F HA 3640 00 00**

ALUMINUM

For front height	**ART.** Lengths 10 EH (166 mm)	**ART.** Lengths 12 EH (200 mm)	**ART.** Lengths 15 EH (251 mm)	**ART.** Lengths 18 EH (302 mm)
50	**F HA 3145 00 00**	**F HA 3150 00 00**	**F HA 3155 00 00**	**F HA 3160 00 00**
75	**F HA 3245 00 00**	**F HA 3250 00 00**	**F HA 3255 00 00**	**F HA 3260 00 00**
100-125	**F HA 3345 00 00**	**F HA 3350 00 00**	**F HA 3355 00 00**	**F HA 3360 00 00**
150-175	**F HA 3445 00 00**	**F HA 3450 00 00**	**F HA 3455 00 00**	**F HA 3460 00 00**
200-250	**F HA 3545 00 00**	**F HA 3550 00 00**	**F HA 3555 00 00**	**F HA 3560 00 00**
300-400	**F HA 3645 00 00**	**F HA 3650 00 00**	**F HA 3655 00 00**	**F HA 3660 00 00**

ALUMINUM

PARTITIONING MATERIAL



TROUGH WITH 2 GROOVES 9x9 EH

ART.	Dim. mm	
F HC 3071 01 03	150x150x28 H	16

For tools Ø max. 70 mm

TROUGH DIVIDER 73 mm

ART.	
F HC 1871 01 03	35



TROUGH WITH 3 GROOVES 9x9 EH

ART.	Dim. mm	
F HC 3471 01 03	150x150x28 H	16

For tools Ø max. 45 mm

TROUGH DIVIDER 47 mm

ART.	
F HC 1471 01 03	50



TROUGH WITH 4 GROOVES 9x9 EH

ART.	Dim. mm	
F HC 3871 01 03	150x150x28 H	16

For tools Ø max. 33 mm

TROUGH DIVIDER 36 mm

ART.	
F HC 1071 01 03	65

1 EH = 17 mm

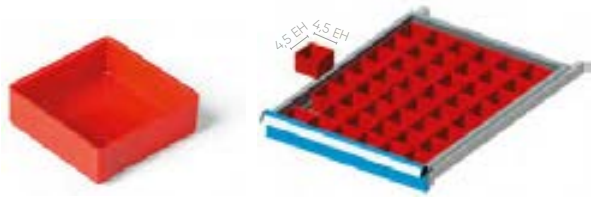

PLASTIC BOXES 4,5x4,5 EH

For front height	ART.	Dim. mm	
50	**F HC 4471 01 03**	75x75x26 H	64
75	**F HC 6071 01 03**	75x75x52 H	64

PLASTIC BOXES 4,5x4,5 EH

For front height	ART.	Dim. mm	
50	**F HC 4071 01 03**	75x75x26 H	64

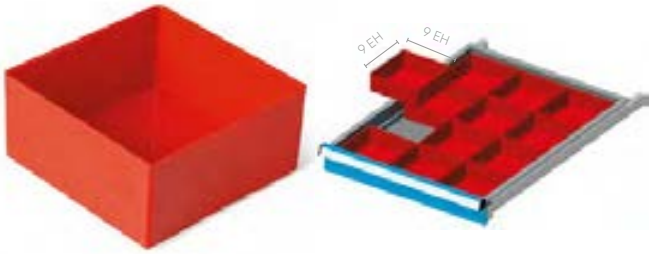

PLASTIC BOXES 9x9 EH

For front height	ART.	Dim. mm	
50	**F HC 5271 01 03**	150x150x26 H	16
75	**F HC 6871 01 03**	150x150x52 H	16
100-125	**F HC 7671 01 03**	150x150x71 H	16



PLASTIC BOXES 9x4,5 EH

For front height	ART.	Dim. mm	
50	**F HC 4871 01 03**	150x75x26 H	32
75	**F HC 6471 01 03**	150x75x52 H	32
100-125	**F HC 7271 01 03**	150x75x71 H	32



DIVIDER FOR BOXES SERIES F HC 5671

ART.	
F HC 8071 01 03	72

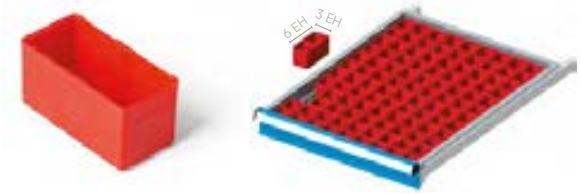

PLASTIC BOX 6x3 EH

For front height	ART.	Dim. mm	
75	**F HC 5671 01 03**	100x50x52 H	72

LABEL HOLDER

Label holder including plastic cover + labels
ART. F HC 9071 00 03
Not suitable for F HC 5671 00 03
Package of: 50 pcs

Additional labels including plastic covers
ART. R FHD 0002 00
Package of: 84 pcs

Quantity for package

PARTITIONING MATERIAL

CUTTER HOLDERS

ART.	Cutter holders Ø mm	Hole DIN tool mm	Height mm	
F HD 2071 01 03	12,2	13	26	50
F HD 2371 01 03	15,5	16	26	50
F HD 2671 01 03	21,5	22	26	50
F HD 2971 01 03	26,5	27	26	25
F HD 3271 01 03	31,2	32	26	25
F HD 3571 01 03	39,5	40	26	25
F HD 3871 01 03	49,5	50	26	25
F HD 4171 01 03	1	-	26	25
F HD 4471 01 03	1 1/2	-	26	25

PLASTIC BOX FOR SMALL PARTS

ART.	Dim. mm	
F HD 8271 01 03	65x25x30 H	10

The tool identification label containers must be combined with the following SLOTTED PARTITIONS:
ART. F HA 1140 00 99 for 600 mm long drawers (36 Eh)
ART. F HA 1120 00 99 for 447 mm long drawers (27 Eh)

1 EH = 17 mm



ANGLE TRAY WITH 6 GROOVES

ART.	
F HD 1871 01 03	30

For tools max. Ø 20 mm



ANGLE TRAY WITH 8 GROOVES

ART.	
F HD 1471 01 03	30

For tools max. Ø 14 mm



ANGLE TRAY WITH 11 GROOVES

ART.	
F HD 1071 01 03	30

For tools max. Ø 8 mm

PLAIN PARTITION WIDTH 9 EH

ART.	Dim. mm	
F HA 3140 01 00	149x27 H	100

This partition must be combined with
the following SLOTTED PARTITIONS:
ART. F HA 1140 00 99 for long drawers 600 mm (36 Eh)
ART. F HA 1120 00 99 for long drawers 447 mm (27 Eh)

LABEL HOLDERS

ART.	H mm	For front height
F HD 0105 00 00	25	50
F HD 0110 00 00	50	75-100

Label hoders + label ON REQUEST

PARTITIONING MATERIAL



ALLEN KEY TRAY

ART.	Dim. mm
F HD 9271 00 03	150x150x26 H



PAIR OF ARBOR HOLDERS

ART.	
F HD 5071 01 03	10

Quantity for package

MULTI-PURPOSE SUPPORT

ART.	Dim. mm
F HD 7271 00 04	440x30x35 H

COLOUR BLUE



MULTI-PURPOSE SUPPORT

ART.	Dim. mm
F HD 7571 00 04	600x30x35 H

COLOUR BLUE

LOCATION PIN 26 mm H

ART.	For front height	Ø mm	
F HD 0250 01 99	50	3	50

GALVANISED

LOCATION PIN 27 mm H

ART.	For front height	Ø mm	
F HD 0210 01 99	50	6	50

GALVANISED

LOCATION PIN 52 mm H

ART.	For front height	Ø mm	
F HD 0215 01 99	75	6	50

GALVANISED

LOCATION PIN 77 mm H

ART.	For front height	Ø mm	
F HD 0220 01 99	100-125	6	50

GALVANISED

Quantity for package

PARTITIONING MATERIAL

SLIDING SHELF

ART.	Dim. mm
F HD 0310 00 99	470x200x30 H

GALVANISED

ONLY FOR WIDTH 447 mm (27 EH)

PAIR OF GUIDE RAILS FOR SUSPENSION FOLDERS 27 EH

ART.	For front height
F HD 0460 00 99	300

GALVANISED

PAIR OF GUIDE RAILS FOR SUSPENSION FOLDERS 36 EH

ART.	For front height
F HD 0465 00 99	300

GALVANISED

1 EH = 17 mm

FOAM BASE FOR DRAWERS

ART.	For drawers	Dim. mm
F HD 5471 00 00	27x27 EH	450x450x10 H
F HD 5571 00 00	36x27 EH	605x450x10 H
F HD 5871 00 00	36x36 EH	605x605x10 H
F HD 6171 00 00	54x27 EH	905x450x10 H
F HD 6471 00 00	54x36 EH	905x605x10 H

NON-SLIP RUBBER

ART.	For drawers	Dim. mm
F HD 6505 00 07	19x27 EH	323x450x3 H
F HD 6510 00 07	27x27 EH	450x450x3 H
F HD 6515 00 07	36x27 EH	600x450x3 H
F HD 6525 00 07	54x27 EH	905x450x3 H
F HD 6560 00 07	27x36 EH	450x600x3 H
F HD 6565 00 07	36x36 EH	600x600x3 H
F HD 6570 00 07	45x36 EH	758x600x3 H
F HD 6575 00 07	54x36 EH	905x600x3 H
F HD 6580 00 07	64x36 EH	1081x600x3 H
F HD 6585 00 07	78x36 EH	1319x600x3 H



ROLL

ART.	Dim. mm
C MV 99 201	10.000x450x3 H
C MV 99 202	10.000x600x3 H

CABINETS WITH HINGED OR SLIDING DOORS,

MADE OF STURDY STEEL PLATE





PERFOM

TECHNICAL SPECIFICATIONS

The cabinets with hinged doors, sliding doors or shutters are made of specially shaped, sturdy sheet steel - reinforced to withstand the heaviest loads. They have been designed and manufactured in different sizes to deal with a whole range of storage requirements. These cabinets can be equipped with drawers or adjustable shelves. The drawers have a front height of 100 mm and run on normal or telescopic guides.

HINGED DOORS

The hinged doors are available in solid metal sheet, with perforated panels for the application of containers/tool hooks or in transparent polycarbonate, for greater visibility and a tidier arrangement of the contained items. The 3-point closure ensures high security against break-ins.

SLIDING DOORS

The hinged doors are available in solid metal sheet or in transparent polycarbonate, for greater visibility and a tidier arrangement of the contained items. Ideally suitable for storing materials in confined spaces, as they do not protrude out of the cabinet's footprint when opened.

SHUTTER

The shutter doors are made of grey plastic material with a steel sheet handle and an integrated cylinder lock. Ideal for small spaces, whenever it is not possible to use hinged doors.

SHELVES AND DRAWERS

Galvanised steel sheet shelves, 30 mm thick, adjustable in height in steps of 25 mm, capacity 100/180 kg. Plain or telescopic extension drawers, adjustable in height with capacities from 50 to 100 kg.



ACCESSORIES

Partitioning material for drawers/shelves and plastic bins/boxes/containers, they help optimise the available space and keep the cabinet tidy.

PERFOM A110 512x555 mm

H 1000 mm

- ART. F AA 1100 51 04

METAL COLOURS


GREY RAL 7000 .01


GREEN RAL 6011 .02

BLUE RAL 5012 .04


GREY RAL 7035 .08

CYLINDER LOCK (KEY)
Supplied standard with cylinder lock and two keys

- THE TOP SHELF CAPACITY IS 80 kg
- THE CABINET CAPACITY IS 250 kg

KEY

DRAWER CAPACITY

DRAWER EXTENSION

CABINET CLOSURE

! ALL INDICATED LOAD CAPACITY VALUES ARE NET AND REFER TO EVENLY DISTRIBUTED WEIGHTS

512x555 mm

H 1000 mm

ART.		kg	
F AA 1100 51 04		-	key

2 adjustable shelves ART. F AC 2100 01 99 - load capacity 100 kg

H 1000 mm

ART.		kg	
F AA 1100 53 04		50	key

2 adjustable shelves ART. F AC 2100 01 99 - load capacity 100 kg
1 drawer (24x27 EH)

Not included 1 container PICKING BOX **mes. 4** art. FAX PB C004 B0 51 01

H 1000 mm

ART.		kg	
F AA 1100 54 04		50	key

1 adjustable shelf ART. F AC 2100 01 99- load capacity 100 kg
2 drawers (24x27 EH)

H 1000 mm

ART.		kg	
F AA 1100 56 04		50	key

1 adjustable shelf ART. F AC 2100 01 99- load capacity 100 kg
3 drawers (24x27 EH)

H 1270 mm

ART.		kg	
F AA 0110 01 04		50	key

1 adjustable shelf ART. F AC 2100 01 99- load capacity 100 kg
1 drawer (24x27 EH)

ART. F AA D110 00 08
Dim. mm 512x555x1400 H
Cabinet with writing desk with 2 adjustable shelves, 2 standar rubber wheels with bracke and 2 standard rubber fixed wheels Ø 100 mm

PERFOM A110 512x555 mm

CONFIGURE YOUR CABINET

METAL COLOURS

RAL 7000	RAL 6011	RAL 5012	RAL 7035
.01	.02	.04	.08

ART.	capacity cabinet	
F AA 1100 00 04	250 kg	key

Empty cabinet with door
Internal dimensions mm 480x500x850 H

The maximum capacity limit of the drawers inserted in the cabinet is 200 kg not with standing the cabinet capacity

ADJUSTABLE SHELF, DEPTH 500 mm

ART	dim. mm	capacity shelf
F AC 2100 01 99	483x500x35 H	100 kg

Galvanised finish - Including 4 hooks.
Suitable for containers PICKING BOX/STORAGE BOX:

mes. 4A2
mes. 4
mes. 4A5

mes. 272-4A2
mes. 272-4
mes. 272-4A5

NORMAL EXTENSION DRAWER 24x27 EH

ART	usable dim. mm	kg	
F AC 1100 00 04	396x447x85 H	50 kg	87%

TELESCOPIC EXTENSION DRAWER 24x27 EH

ART	usable dim. mm	kg	
F AC 1150 00 04	396x447x85 H	100 kg	100%

ALL THE CABINETS ARE SUPPLIED AS STANDARD WITH 2 FLOOR FIXING BRACKETS AND 2 WALL FIXING BRACKETS

kg CAPACITY EXTENSION CLOSING

3-EDGE TOP SHELF

ART.	dim. mm
F AC 4100 01 07	512x555x20 H

SUITABLE FOR CABINET F AA 1100
Pvc coated shelf. Colour Black



MDF TOP SHELF DIM. 513x555x31,5 mm H

ART.	finishes	for cabinet
F UZ 3050 11 07	1 side profile	RH or LH final

MDF shelf with oil-proof top rubber coating. Colour black

MDF TOP SHELF DIM. 513x555x31,5 mm H

ART.	finishes	for cabinet
F UZ 3050 12 07	-	central

MDF shelf with oil-proof top rubber coating. Colour black

OIL-PROOF RUBBER FINISHING



MDF TOP SHELF DIM. 513x555x31,5 mm H

ART.	finishes	for cabinet
F UZ 3050 13 07	2 side profiles	single

MDF shelf with oil-proof top rubber coating. Colour black

ART. F UZ 9999 00 00
DRILLING OF THE CABINET UPPER SHELF FOR THE MDF TOP FIXING INCLUDING FIXING SCREWS

MDF SHELF APPLICATION

FIXING

CABINET-TO-CABINET FIXING SET

ART. F AG 9202 00 99
Cabinet-to-cabinet fixing set with 4 screws complete with M8 nuts

ART. F UZ 9995 00 00
Drilling and hardware for fixing two overlapping cabinets

FLOOR FIXING SET

ART. F AG 9200 00 99
Pair of zinc-plated brackets for cabinet floor fixing

ART. F AG 9204 00 99
2 "HILTI" stud anchors suitable for non-cracked concrete floors ≥ class C20/25
Recommended anchor strength: 2.9 KN
Anchor diameter: Ø 6 mm

If one or more drawers are inserted in the cabinets, it is mandatory to secure the cabinets to the floor or a wall.

OVERLAPPING CABINETS:
-F AA 1100 + F AA 1100

! MUST BE FIXED TO THE WALL AND THEIR LOAD CAPACITY MUST BE DIVIDED BY 2.

PERFOM A120 1023x555 mm

H 1000 mm

- ART. F AA 1200 51 04

METAL COLOURS

GREY RAL 7000	GREEN RAL 6011	BLUE RAL 5012	GREY RAL 7035
.01	.02	.04	.08

CYLINDER LOCK (KEY)
Supplied standard with cylinder lock and two keys

- THE TOP SHELF CAPACITY IS 80 kg
- THE CABINET CAPACITY IS 600 kg

KEY

DRAWER CAPACITY

DRAWER EXTENSION

CABINET CLOSURE

! ALL INDICATED LOAD CAPACITY VALUES ARE NET AND REFER TO EVENLY DISTRIBUTED WEIGHTS

H 1000 mm

ART.		kg			
F AA 1200 51 04		-	-	key	

2 adjustable shelves ART. F AC 2500 01 99 - load capacity 100 kg
Not included 4 containers PICKING BOX **mes. 4** art. FAX PB C004 B0 51 01

H 1000 mm

ART.		kg			
F AA 1200 52 04		50	87%	key	

2 adjustable shelves ART. F AC 2500 01 99 - load capacity 100 kg
1 pair of drawers (24x27 EH)
Not included 3 containers PICKING BOX **mes. 4A2** art. FAX PB C4A2 B0 51 04

H 1000 mm

ART.		kg			
F AA 1200 53 04		50	87%	key	

1 adjustable shelf ART. F AC 2500 01 99 - load capacity 100 kg
1 pair of drawers (24x27 EH)
1 drawer (54x27 EH)
Not included 1 container PICKING BOX **mes. 4** art. FAX PB C004 B0 51 01

H 1000 mm

ART.		kg			
F AA 1200 54 04		50	87%	key	

1 adjustable shelf ART. F AC 2500 01 99 - load capacity 100 kg
2 pair of drawers (24x27 EH)
Not included 1 container PICKING BOX **mes. 4** art. FAX PB C004 B0 51 01

H 1000 mm

ART.		kg			
F AA 1200 55 04		50	87%	key	

1 adjustable shelf ART. F AC 2500 01 99 - load capacity 100 kg
2 drawers (54x27 EH)
Not included 3 containers PICKING BOX **mes. 4** art. FAX PB C004 B0 51 01

PERFOM A120 1023x555 mm

CONFIGURE YOUR CABINET

METAL COLOURS

RAL 7000	RAL 6011	RAL 5012	RAL 7035
.01	.02	.04	.08

ART.	cabinet capacity	
F AA 1200 00 04	600 kg	key

Empty cabinet with pair of doors
Internal dimensions mm 990x500x850 H

The maximum capacity limit of the drawers inserted in the cabinet is 350 kg notwithstanding the cabinet capacity

ADJUSTABLE SHELF, DEPTH 500 mm

ART.	dim. mm	capacity shelf	n. of reinforcements
F AC 2500 01 99	995x500x35 H	100 kg	-
F AC 2500 03 99*	995x500x35 H	180 kg	1

Galvanised finish
RK BOX series containers can not be placed on shelves with a reinforcement
Including 4 hooks.
For containers PICKING BOX/STORAGE BOX:

mes. 4A2
mes. 4
mes. 4A5

mes. 272-4A2
mes. 272-4
mes. 272-4A5

PAIR OF NORMAL AND TELESCOPIC EXTENSION DRAWERS 24x27 EH

ART.	usable dim. mm	kg	
F AC 1600 00 04	396x447x85 H *	50 kg	87%
F AC 1650 00 04	396x447x85 H *	60 kg	100%

*Dimensions refer to one drawer

NORMAL AND TELESCOPIC EXTENSION DRAWERS 54x27 EH

ART.	usable dim. mm	kg	
F AC 1200 00 04	906x447x85 H	50 kg	87%
F AC 1250 00 04	906x447x85 H	100 kg	100%

TELESCOPIC EXTENSION SUSPENSION FOLDER FRAME FOR SUSPENSION FOLDER DIN A4

ART.	dim. mm	load capacity	
F AC 7500 00 07	990x500	30 kg	100%

Colour black RAL 9005

ALL THE CABINETS ARE SUPPLIED AS STANDARD WITH 2 FLOOR FIXING BRACKETS AND 2 WALL FIXING BRACKETS

kg CAPACITY EXTENSION CLOSING

PERFORATED PANEL FOR WALL FIXING

ART.	dim. mm	capacity panel
F BL 1220 00 04	988x13x456 H	25 kg

Supplied without fixing anchors

3-EDGE TOP SHELF

ART.	dim. mm
F AC 4200 01 07	1023x555x20 H

Pvc coated shelf. Colour Black
FOR CABINET F AA 1200

MDF TOP SHELF DIM. 1024x555x31,5 mm H

ART.	finishes	for cabinet
F UZ 3060 11 07	1 side profile	RH or LH final

MDF shelf with oil-proof top rubber coating. Colour black

MDF TOP SHELF DIM. 1024x555x31,5 mm H

ART.	finishes	for cabinet
F UZ 3060 12 07	-	central

MDF shelf with oil-proof top rubber coating. Colour black

MDF TOP SHELF DIM. 1024x555x31,5 mm H

ART.	finishes	for cabinet
F UZ 3060 13 07	2 side profiles	single

MDF shelf with oil-proof top rubber coating. Colour black

ART. F UZ 9999 00 00
DRILLING OF THE CABINET UPPER SHELF FOR THE MDF TOP FIXING INCLUDING FIXING SCREWS

OIL-PROOF RUBBER FINISHING

MDF SHELF APPLICATION

FIXING

CABINET-TO-CABINET FIXING SET

ART. F AG 9202 00 99
Cabinet-to-cabinet fixing set with 4 screws complete with M8 nuts

ART. F UZ 9995 00 00
Drilling and hardware for fixing two overlapping cabinets

FLOOR FIXING SET

ART. F AG 9200 00 99
Pair of zinc-plated brackets for cabinet floor fixing

ART. F AG 9204 00 99
2 "HILTI" stud anchors suitable for non-cracked concrete floors ≥ class C20/25
Recommended anchor strength: 2.9 KN
Anchor diameter: Ø 6 mm

If one or more drawers are inserted in the cabinets, it is mandatory to secure the cabinets to the floor or a wall.

OVERLAPPING CABINETS:

-F AA 1200 + F AA 1200

! MUST BE FIXED TO THE WALL AND THEIR LOAD CAPACITY MUST BE DIVIDED BY 2.

PERFOM

Fami Storage Systems

PERFOM A140 1193x555 mm

H 1000 mm

- ART. F AA 1500 51 04

METAL COLOURS


GREY RAL 7000 .01


GREEN RAL 6011 .02

BLUE RAL 5012 .04


GREY RAL 7035 .08

CYLINDER LOCK (KEY)
Supplied standard with cylinder lock and two keys

- THE TOP SHELF CAPACITY IS 80 kg
- THE CABINET CAPACITY IS 600 kg

KEY

DRAWER CAPACITY

DRAWER EXTENSION

CABINET CLOSURE

! ALL INDICATED LOAD CAPACITY VALUES ARE NET AND REFER TO EVENLY DISTRIBUTED WEIGHTS

H 1000 mm

ART.		kg			
F AA 1500 51 04		-	-	key	

2 adjustable shelves ART. F AC 2550 01 99 - load capacity 100 kg
Not included 2 containers PICKING BOX **mes. 4A2** art. FAX PB C4A2 B0 51 04
Not included 1 container PICKING BOX **mes. 4** art. FAX PB C004 B0 51 01

H 1000 mm

ART.		kg			
F AA 1500 52 04		50	87%	key	

1 adjustable shelf ART. F AC 2550 01 99 - load capacity 100 kg
1 pair of drawers (27x27 EH)

H 1000 mm

ART.		kg			
F AA 1500 55 04		50	87%	key	

1 adjustable shelf ART. F AC 2550 01 99 - load capacity 100 kg
1 pair of drawers (27x27 EH)
1 drawer (64x27 EH)

H 1000 mm

ART.		kg			
F AA 1500 56 04		50	87%	key	

1 adjustable shelf ART. F AC 2550 01 99 - load capacity 100 kg
2 pair of drawers (27x27 EH)
Not included 1 container PICKING BOX **mes. 4** art. FAX PB C004 B0 51 01

H 1000 mm

ART.		kg			
F AA 1500 57 04		50	87%	key	

1 adjustable shelf ART. F AC 2550 01 99 - load capacity 100 kg
2 drawers (64x27 EH)
Not included 1 container PICKING BOX **mes. 4** art. FAX PB C004 B0 51 01

PERFOM A140 1193x555 mm

CONFIGURE YOUR CABINET

METAL COLOURS

RAL 7000	RAL 6011	RAL 5012	RAL 7035
.01	.02	.04	.08

ART.	cabinet capacity	
F AA 1500 00 04	600 kg	key

Empty cabinet with pair of doors
Internal dimensions mm 1160x500x850 H

The maximum capacity limit of the drawers inserted in the cabinet is 350 kg not with standing the cabinet capacity

ADJUSTABLE SHELF, DEPTH 500 mm

ART.	dim. mm	capacity shelf	strength. bar
F AC 2550 01 99	1165x500x35 H	100 kg	-
F AC 2550 03 99*	1165x500x35 H	180 kg	1

Galvanised finish
RK BOX series containers can not be placed on shelves with a reinforcement
Including 4 hooks
For containers PICKING BOX/STORAGE BOX:

mes. 4A2
mes. 4
mes. 4A5

mes. 272-4A2
mes. 272-4
mes. 272-4A5

PAIR OF NORMAL AND TELESCOPIC EXTENSION DRAWERS 27x27 EH

ART.	usable dim. mm	kg	
F AC 1700 00 04	447x447x85 H *	50 kg	87%
F AC 1750 00 04	447x447x85 H *	60 kg	100%

*Dimensions refer to one drawer

NORMAL AND TELESCOPIC EXTENSION DRAWERS 64x27 EH

ART.	usable dim. mm	kg	
F AC 1300 00 04	1076x447x85 H	50 kg	87%
F AC 1350 00 04	1076x447x85 H	100 kg	100%

PERFORATED PANEL FOR WALL FIXING

ART.	dim. mm	capacity panel
F BL 1220 00 04	988x13x456 H	25 kg

Supplied without fixing anchors

ALL THE CABINETS ARE SUPPLIED AS STANDARD WITH 2 FLOOR FIXING BRACKETS AND 2 WALL FIXING BRACKETS

kg CAPACITY EXTENSION CLOSING

3-EDGE TOP SHELF

ART.	dim. mm
F AC 4300 01 07	1193x555x20 H

Pvc coated shelf. Colour Black
FOR CABINET F AA 1500

MDF TOP SHELF DIM. 1193x555x31,5 mm H

ART.	finishes	for cabinet
F UZ 3070 11 07	1 side profile	RH or LH final

MDF shelf with oil-proof top rubber coating. Colour black

OIL-PROOF RUBBER FINISHING

MDF TOP SHELF DIM. 1193x555x31,5 mm H

ART.	finishes	for cabinet
F UZ 3070 12 07	-	central

MDF shelf with oil-proof top rubber coating. Colour black

MDF SHELF APPLICATION

MDF TOP SHELF DIM. 1193x555x31,5 mm H

ART.	finishes	for cabinet
F UZ 3070 13 07	2 side profiles	single

MDF shelf with oil-proof top rubber coating. Colour black

ART. F UZ 9999 00 00
DRILLING OF THE CABINET UPPER SHELF FOR THE MDF TOP FIXING INCLUDING FIXING SCREWS

FIXING

CABINET-TO-CABINET FIXING SET

ART. F AG 9202 00 99
Cabinet-to-cabinet fixing set with 4 screws complete with M8 nuts

ART. F UZ 9995 00 00
Drilling and hardware for fixing two over-lapping cabinets

FLOOR FIXING SET

ART. F AG 9200 00 99
Pair of zinc-plated brackets for cabinet floor fixing

ART. F AG 9204 00 99
2 "HILTI" stud anchors suitable for non-cracked concrete floors ≥ class C20/25
Recommended anchor strength: 2.9 KN
Anchor diameter: Ø 6 mm

If one or more drawers are inserted in the cabinets, it is mandatory to secure the cabinets to the floor or a wall.

OVERLAPPING CABINETS:

-F AA 1500 + F AA 1500

! MUST BE FIXED TO THE WALL AND THEIR LOAD CAPACITY MUST BE DIVIDED BY 2.

PERFOM A124 1023x400 mm

H 2000 mm

● ART. F AA 1300 52 04

METAL COLOURS


GREY RAL 7000 .01


GREEN RAL 6011 .02

BLUE RAL 5012 .04


GREY RAL 7035 .08

CYLINDER LOCK (KEY)
Supplied standard with cylinder lock and two keys

- THE TOP SHELF CAPACITY IS 80 kg
- THE CABINET CAPACITY IS 800 kg

KEY

DRAWER CAPACITY

DRAWER EXTENSION

CABINET CLOSURE

! ALL INDICATED LOAD CAPACITY VALUES ARE NET AND REFER TO EVENLY DISTRIBUTED WEIGHTS

H 2000 mm

ART.		kg		
F AA 1300 01 04		-	-	key

4 adjustable shelves ART. F AC 2350 01 99 - load capacity 100 kg

H 2000 mm

3 mm thickness polycarbonate doors

ART.		kg		
F AA 1302 03 04		-	-	key

4 adjustable shelves ART. F AC 2350 01 99 - load capacity 100 kg

H 2000 mm

ART.		kg		
F AA 1303 52 04		-	-	key

1 adjustable shelf ART. F AC 2330 06 99 - load capacity 25 kg
4 perforated panels
load capacity 40 kg (each individual door with perforated panels)
1 set of 142 hooks ART. F BL 9525 00 99 (60 ART. CMV10037, 24 ART. CMV10014, 1 ART. CMV10025, 2 ART. CMV10017, 8 ART. CMV 10001, 3 ART. CMV 10007, 2 ART. CMV 10016, 19 ART. CMV 10022, 16 ART. CMV 10023, 7 ART. CMV 10021)
1 set of 13 hooks ART. F BL 9539 00 99 (1 ART. CMV10024, 8 ART. CMV10032, 2 ART. CMV10031, 2 ART. CMV10037)
TOOLS NOT INCLUDED

CABINET WITHOUT HOOKS ART. **F AA 1303 02 04**

H 2000 mm

ART.		kg		
F AA 1300 52 04		-	-	key

6 adjustable shelves ART. F AC 2350 01 99 - load capacity 100 kg
28 grey containers PICKING BOX **mes. 3** art. FAX PB C003 B0 51 01
CABINET WITHOUT CONTAINERS ART. **F AA 1300 02 04**

PERFOM A124 1023x400 mm

CONFIGURE YOUR CABINET

METAL COLOURS

RAL 7000	RAL 6011	RAL 5012	RAL 7035
.01	.02	.04	.08

H 2000 mm

ART.	cabinet capacity	
F AA 1300 00 04	800 kg	key

Empty cabinet with pair of doors
Internal dimensions mm 995x345x1850 H

H 2000 mm

ART.	cabinet capacity	
F AA 1300 03 04	800 kg	key

Empty cabinet with pair of doors with perforated panels
Internal dimensions mm 995x345x1850 H
Load capacity of each individual door 40 kg
THE CABINETS WITH PERFORATED DOORS MUST BE SECURED TO THE WALL

H 2000 mm

ART.	cabinet capacity	
F AA 1302 00 04	800 kg	key

Empty cabinet with pair of polycarbonate doors 3 mm thickness
Internal dimensions mm 995x345x1850 H
Load capacity of each individual door 40 kg

ADJUSTABLE SHELF, DEPTH 250 mm

ART.	dim. mm	capacity shelf
F AC 2330 06 99	995x250x35 H	25 kg

Galvanised finish - Including 2 guides
For containers PICKING BOX/STORAGE BOX:

mes. 2

mes. 272-2

This type of shelf can be fitted even in the presence of the perforated back panel.

ALL THE CABINETS ARE SUPPLIED AS STANDARD WITH 2 FLOOR FIXING BRACKETS AND 2 WALL FIXING BRACKETS

ADJUSTABLE SHELF, DEPTH 345 mm

ART.	dim. mm	capacity shelf
F AC 2350 01 99	995x345x35 H	100 kg

Galvanised finish
Including 4 hooks
Suitable for containers PICKING BOX/STORAGE BOX:

mes. 3

mes. 3A2

mes. 272-3A2

This type of shelf can be fitted only if the perforated back panel is not fitted.

CONTAINER HOOKER RAILS

ART.	dim. mm	capacity rail
F BL 7438 00 99	445x86 H	10 kg

Galvanised finish
Suitable for containers PICKING BOX/STORAGE BOX:

mes. 1

mes. 2

mes. 272-2



This type of rail can be applied to the doors with perforated panels or perforated panels fitted inside the cabinet.

PERFORATED PANEL

ART.	dim. mm	capacity panel
F AC 8100 01 04	988x13x456 H	25 kg

Including 4 brackets, 4 screws and 4 washers
Not suitable for doors

This type of panel is fitted inside the cabinet by means of 4 brackets complete of screws. A maximum of 4 panels can be fitted in height.

FIXING

FLOOR FIXING SET

ART. F AG 9200 00 99
Pair of zinc-plated brackets for cabinet floor fixing

ART. F AG 9204 00 99
2 "HILTI" stud anchors suitable for non-cracked concrete floors ≥ class C20/25
Recommended anchor strength: 2.9 KN
Anchor diameter: Ø 6 mm

THE CABINETS MUST BE SECURED TO THE FLOOR OR TO THE WALL

PERFOM

PERFOM A130 1023x555 mm

H 2000 mm

● ART. F AA 1400 02 04

METAL COLOURS


GREY RAL 7000 .01


GREEN RAL 6011 .02

BLUE RAL 5012 .04


GREY RAL 7035 .08

CYLINDER LOCK (KEY)
Supplied standard with cylinder lock and two keys

- THE TOP SHELF CAPACITY IS 80 kg
- THE CABINET CAPACITY IS 800 kg

KEY

DRAWER CAPACITY

DRAWER EXTENSION

CABINET CLOSURE

! ALL INDICATED LOAD CAPACITY VALUES ARE NET AND REFER TO EVENLY DISTRIBUTED WEIGHTS

H 2000 mm

ART.		kg		
F AA 1400 01 04		-	-	key

4 adjustable shelves ART. F AC 2500 01 99 - load capacity 100 kg

The drawers in the cabinet have a maximum load capacity of 350 kg regardless of the load capacity of the cabinets.

H 2000 mm

ART.		kg		
F AA 1400 02 04		50	87%	key

4 adjustable shelves ART. F AC 2500 01 99 - load capacity 100 kg
3 drawers (54x27 EH)

H 2000 mm

ART.		kg		
F AA 1400 07 04		50	87%	key

4 adjustable shelves ART. F AC 2500 01 99 - load capacity 100 kg
1 drawer (54x27 EH)

PERFOM A130 1023x555 mm

H 2000 mm

ART.		kg		
F AA 1400 11 04		50	87%	key

2 adjustable shelves ART. F AC 2500 01 99 - load capacity 100 kg
9 drawers (54x27 EH)

H 2000 mm

ART.		kg		
F AA 1400 63 04		-	-	key

7 adjustable shelves ART. F AC 2500 01 99 - load capacity 100 kg
12 blue containers PICKING BOX **mes. 4A2** art. FAX PB C4A2 B0 51 04
12 grey containers PICKING BOX **mes. 4** art. FAX PB C004 B0 51 01

CABINET WITHOUT CONTAINERS ART. **F AA 1400 13 04**

H 2000 mm

ART.		kg		
F AA 1403 55 04		50	87%	key

4 adjustable shelves ART. F AC 2330 07 99 - load capaciy 25 kg
3 shelves ART. F AC 2350 07 99 - load capaciy 50 kg
1 shelf ART. F AC 2500 01 99- load capacity 100 kg
3 drawers (54x27 EH)
16 container fixing bars
40 blue containers PICKING BOX **mes. 1** art. FAX PB C001 A0 51 04
44 grey containers PICKING BOX **mes. 2** art. FAX PB C002 A0 51 01
16 blue containers PICKING BOX **mes. 3A2** art. FAX PB C3A2 B0 51 04
CABINET WITHOUT CONTAINERS ART. **F AA 1403 05 04**

H 2000 mm

ART.		kg		
F AA 1403 51 04		-	-	key

5 adjustable shelves ART. F AC 2350 07 99 - load capaciy 50 kg
2 shelves ART. F AC 2500 01 99 - load capacity 100 kg
12 container fixing bars
48 blue containers PICKING BOX **mes. 1** art. FAX PB C001 A0 51 04
5 grey containers PICKING BOX **mes. 2** art. FAX PB C002 A0 51 01
20 blue containers PICKING BOX **mes. 3A2** art. FAX PB C3A2 B0 51 04
9 grey containers PICKING BOX **mes. 4** art. FAX PB C004 B0 51 01

CABINET WITHOUT CONTAINERS ART. **F AA 1403 01 04**

kg CAPACITY EXTENSION CLOSING

H 2000 mm

ART.		kg			
F AA 1400 65 04		-	-	key	

11 adjustable shelves ART. F AC 2500 01 99 - load capacity 100 kg
3 blue containers STORAGE BOX **mes. 272-4** art. FAX SB Z004 B0 51 04
55 RK BOX BOX blu art. **FAX RB 5016 00 51 04**
11 RK BOX blu art. **FAX RB 5012 00 51 04**
77 guides for RK BOX
66 safety rods for RK BOX

CABINET WITHOUT CONTAINERS ART. **F AA 1400 15 04**

Cabinets with RK BOX are supplied with safety rods to prevent the container exiting completely and with guide rails for precise sliding.



H 2000 mm

ART.		kg			
F AA 1402 01 04		-	-	key	

4 adjustable shelves ART. F AC 2500 01 99 - load capacity 100 kg

PERFOM A220 1023x555 mm

H 2200 mm

ART.		kg		
F AA 1800 01 04		-	-	key

4 adjustable shelves ART. F AC 2500 01 99 - load capacity 100 kg

H 2200 mm

ART.		kg		
F AA 1800 02 04		50	87%	key

4 adjustable shelves ART. F AC 2500 01 99 - load capacity 100 kg
3 drawers (54x27 EH)

H 2200 mm

ART.		kg		
F AA 1800 05 04		50	87%	key

Cabinet with 2 perforated panels
1 adjustable shelf ART. F AC 2480 07 99- load capacity 50 kg
1 adjustable shelf ART. F AC 2500 01 99 - load capacity 100 kg
3 drawers (54x27 EH)

kg CAPACITY EXTENSION CLOSING

PERFOM 1023x555 mm

CONFIGURE YOUR CABINET

METAL COLOURS

RAL 7000	RAL 6011	RAL 5012	RAL 7035
.01	.02	.04	.08

H 2000 mm

ART.	cabinet capacity	
F AA 1400 00 04	800 kg	key

Empty cabinet with pair of doors
Internal dimensions mm 995x500x1850 H

H 2000 mm

ART.	cabinet capacity	
F AA 1403 00 04	800 kg	key

Empty cabinet with pair of doors with perforated panels
Internal dimensions mm 995x500x1850 H
Load capacity of each individual door 40 kg
THE CABINETS WITH PERFORATED DOORS MUST BE SECURED TO THE WALL

H 2000 mm

ART.	cabinet capacity	
F AA 1402 00 04	800 kg	key

Empty cabinet with 3 mm thickness polycarbonate doors
Internal dimensions mm 995x500x1850 H

H 2200 mm

ART.	cabinet capacity	
F AA 1800 00 04	800 kg	key

Empty cabinet with roller shutter cabinet
Internal dimensions mm 995x500x1820 H

ALL THE CABINETS ARE SUPPLIED AS STANDARD WITH 2 FLOOR FIXING BRACKETS AND 2 WALL FIXING BRACKETS

CAPACITY EXTENSION CLOSING

PAIR OF NORMAL AND TELESCOPIC EXTENSION DRAWERS 24x27 EH

ART.	usable dim. mm	kg	
F AC 1600 00 04	396x447x85 H*	50 kg	87%
F AC 1650 00 04	396x447x85 H*	60 kg	100%

*Dimensions refer to one drawer

NORMAL AND TELESCOPIC EXTENSION DRAWERS 54x27 EH

ART.	usable dim. mm	kg	
F AC 1200 00 04	906x447x85 H	50 kg	87%
F AC 1250 00 04	906x447x85 H	100 kg	100%

The drawers in the cabinet have a maximum load capacity of 350 kg regardless of the load capacity of the cabinets.

FULL EXTENSION SUSPENSION FOLDER FRAME FOR SUSPENSION FOLDER DIN A4

ART.	dim. mm	capacity frame	
F AC 7500 00 07	900x500	30 kg	100%

Colour black RAL 9005

! If drawers are placed in cabinets at a height of more than 1000 mm from the floor, wall fixing is a mandatory option.

ADJUSTABLE SHELF, DEPTH 500 mm

ART.	dim. mm	capacity shelf	strength. bar
F AC 2500 01 99	995x500x35 H	100 kg	-
F AC 2500 03 99*	995x500x35 H	180 kg	1

Galvanised finish
*RK BOX series containers can not be placed on shelves with a reinforcement
Suitable for containers PICKING BOX/STORAGE BOX:

mes. 4A2
mes. 4
mes. 4A5

mes. 272-4A2
mes. 272-4
mes. 272-4A5

This type of shelf can be fitted only if the perforated back panel is not fitted. It is not possible to fit RK BOX series containers on shelves with 1 strengthening bar.

ADJUSTABLE SHELF, DEPTH 480 mm

ART.	dim. mm	capacity shelf
F AC 2480 07 99	995x480x35 H	50 kg

Galvanised finish
Suitable for containers PICKING BOX/STORAGE BOX:

mes. 4A2
mes. 4
mes. 4A5

mes. 272-4A2
mes. 272-4
mes. 272-4A5

This type of shelf can be fitted even in the presence of the perforated back panel.

PERFOM 1023x555 mm

ADJUSTABLE SHELF, DEPTH 345 mm

ART.	dim. mm	capacity shelf
F AC 2350 07 99	995x345x35 H	50 kg

Galvanised finish
Suitable for containers PICKING BOX/STORAGE BOX:

mes. 3

mes. 3A2

mes. 272-3A2

This type of shelf can be fitted when the perforated back panel is used or when the size 1 containers are hooked on the perforated door panels.

ADJUSTABLE SHELF, DEPTH 250 mm

ART.	dim. mm	capacity shelf
F AC 2330 07 99	995x250x35 H	25 kg

Galvanised finish
Including 2 guides
Suitable for containers PICKING BOX/STORAGE BOX:

mes. 2

mes. 272-2

This type of shelf can be fitted when the perforated back panel is used or when the size 2 containers are hooked on the perforated door panels.

CONTAINER'S RAIL

ART.	dim. mm	capacity rail
F BL 7438 00 99	445x86 H	10 kg

Galvanised finish
Suitable for containers PICKING BOX/STORAGE BOX:

mes. 1

mes. 2

mes. 272-2

This type of rail can be applied to the doors with perforated panels or to the perforated panels fitted inside the cabinet.

PERFORATED PANEL

ART.	dim. mm	capacity panel
F AC 8100 01 04	988x13x456 H	25 kg

Including 4 brackets, 4 screws e 4 washers
Not suitable for doors

This type of panel is fitted inside the cabinet by means of 4 brackets complete of screws. A maximum of 4 panels can be fitted in height.

FIXING

CABINET-TO-CABINET FIXING SET

ART. F UZ 9995 00 00
Drilling and hardware for fixing two overlapping cabinets

FLOOR FIXING SET

ART. F AG 9200 00 99
Pair of zinc-plated brackets for cabinet floor fixing

ART. F AG 9204 00 99
2 "HILTI" stud anchors suitable for non-cracked concrete floors ≥ class C20/25
Recommended anchor strength: 2.9 KN
Anchor diameter: Ø 6 mm

THE CABINETS MUST BE SECURED TO THE FLOOR OR TO THE WALL

OVERLAPPING CABINETS:

-F AA 1400 + F AA 1200

! MUST BE FIXED TO THE WALL AND THEIR LOAD CAPACITY MUST BE DIVIDED BY 2.

24x27 EH PARTITIONING MATERIAL

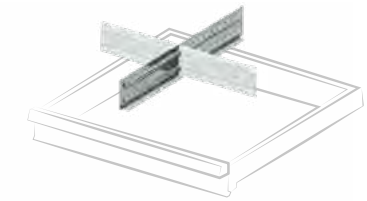

ART.	For front height mm
F FH 0050 01 00	100

Set including: 1 slotted partition 455 mm,
2 plain partitions 200 mm



ART.	For front height mm
F FH 0050 02 00	100

Set including: 2 slotted partitions 455 mm,
3 plain partitions 132 mm



ART.	For front height mm
F FH 0050 08 00	100

Set including: 3 plastic boxes 150x75 mm,
6 plastic boxes 150x150 mm



ART.	For front height mm
F FH 0050 09 00	100

Set including: 15 plastic boxes 150x75 mm

27x27 EH

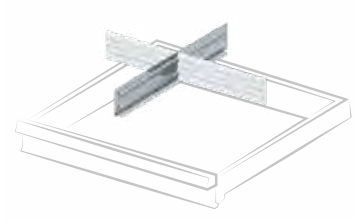

ART.	For front height mm
F FH 0100 02 00	100

Set including: 1 slotted partition 455 mm,
1 plain partition 200 mm, 1 plain partition 251 mm



ART.	For front height mm
F FH 0100 08 00	100

Set including: 6 plastic boxes 150x75 mm,
6 plastic boxes 150x150 mm

54x27 EH

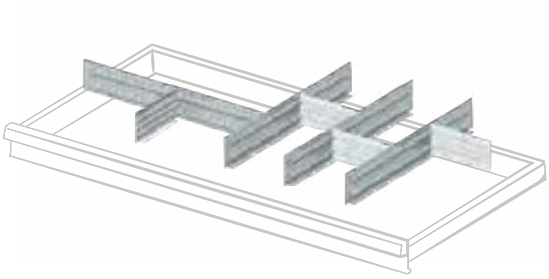

ART.	For front height mm
F FH 0200 01 00	100

Set including: 4 slotted partitions 455 mm,
4 plain partitions 149 mm

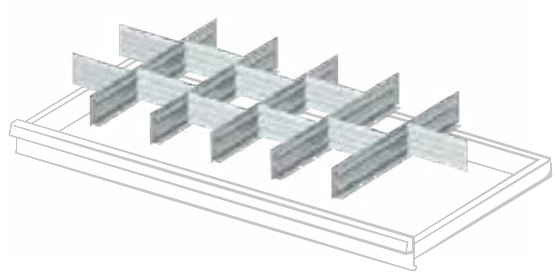

ART.	For front height mm
F FH 0200 02 00	100

Set including: 5 slotted partitions 455 mm,
10 plain partitions 149 mm

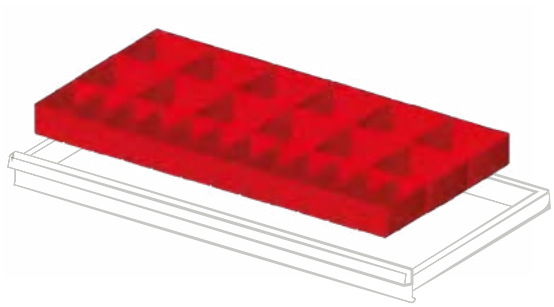

ART.	For front height mm
F FH 0200 06 00	100

Set including: 12 plastic boxes 150x75 mm,
12 plastic boxes 150x150 mm



ART.	For front height mm
F FH 0250 03 00	100

Set including: 3 slotted partitions 455 mm,
1 slotted partition 600 mm, 3 plain partitions 149 mm,
2 plain partitions 166 mm, 2 plain partitions 302 mm



ART.	For front height mm
F FH 0250 04 00	100

Set including: 3 slotted partitions 455 mm,
1 plain partition 166 mm, 3 plain partitions 302 mm

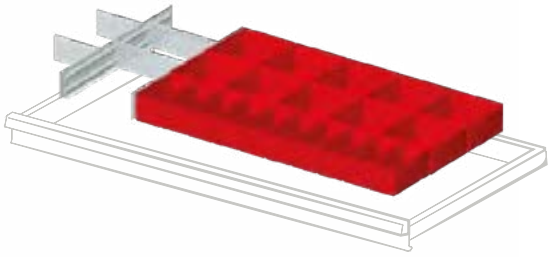

ART.	For front height mm
F FH 0250 06 00	100

Set including: 2 slotted partitions 455 mm, 2 plain partitions 132 mm, 2 plain partitions 200 mm, 10 plastic boxes 150x150 mm, 10 plastic boxes 150x150 mm

64x27 EH

PERFOM

PERFOM A700 2046x450 mm

H 2000 mm

- ART. F AB 7300 01 04

H 1000 mm

- ART. F AB 7100 02 04

METAL COLOURS


GREY RAL 7000 .01


GREEN RAL 6011 .02

BLUE RAL 5012 .04


GREY RAL 7035 .08

CYLINDER LOCK (KEY)
Supplied standard with cylinder lock and two keys

- THE TOP SHELF CAPACITY IS 80 kg
- THE CABINET CAPACITY IS 300/400 kg PER COMPARTMENT

KEY

DRAWER CAPACITY

DRAWER EXTENSION

CABINET CLOSURE

! ALL INDICATED LOAD CAPACITY VALUES ARE NET AND REFER TO EVENLY DISTRIBUTED WEIGHTS

H 1000 mm

ART.		kg			
F AB 7100 02 04		-	-	key	

2 adjustable shelves ART. F AC 2450 01 99 - load capacity 100 kg
1 centre support

H 1200 mm

ART.		kg			
F AB 7200 53 04		-	-	key	

4 adjustable shelves ART. F AC 2450 01 99 - load capacity 100 kg
1 centre support
2 grey containers PICKING BOX **mes. 2** art. FAX PB C002 A0 51 01
8 blue containers PICKING BOX **mes. 3** art. FAX PB C003 B0 51 04

CABINET WITHOUT CONTAINERS ART. **F AB 7200 03 04**

H 2000 mm

ART.		kg			
F AB 7302 51 04		-	-	key	

8 adjustable shelves ART. F AC 2450 01 99 - load capacity 100 kg
1 centre support
2 grey containers PICKING BOX **mes. 2** art. FAX PB C002 A0 51 01
4 blue containers PICKING BOX **mes. 3A2** art. FAX PB C3A2 B0 51 04
4 blue containers PICKING BOX **mes. 3** art. FAX PB C003 B0 51 04

CABINET WITHOUT CONTAINERS ART. **F AB 7302 01 04**

H 2000 mm

ART.		kg			
F AB 7300 01 04		-	-	key	

8 adjustable shelves ART. F AC 2450 01 99 - load capacity 100 kg
1 centre support

PERFOM A700 2046x450 mm

CONFIGURE YOUR CABINET

METAL COLOURS

RAL 7000	RAL 6011	RAL 5012	RAL 7035
.01	.02	.04	.08

H 1000 mm

ART.	capacity per compartment	
F AB 7100 01 04	300 | 300 kg	key

Empty cabinet with doors and centre support
Internal dimensions per compartment mm 995x370x850 H

The cabinet series F AB 7100/7200 is standard supplied with 2 floor fixing brackets and 2 wall fixing brackets.

H 1200 mm

ART.	capacity per compartment	
F AB 7200 01 04	300 | 300 kg	key

Empty cabinet with doors and centre support
Internal dimensions per compartment mm 995x370x1050 H

H 2000 mm

ART.	capacity per compartment	
F AB 7300 00 04	400 | 400 kg	key

Empty cabinet with doors and centre support
Internal dimensions per compartment mm 995x370x1850 H

The cabinet series F AB 7300/7302 is standard supplied with 4 floor fixing brackets and 4 wall fixing brackets.

H 2000 mm

ART.	capacity per compartment	
F AB 7302 00 04	400 | 400 kg	key

Empty cabinet with polycarbonate doors and centre support
Internal dimensions per compartment mm 995x370x1850 H

EXTENSION CLOSING

FULL EXTENSION SUSPENSION FOLDER FRAME FOR SUSPENSION FOLDER DIN A4

ART.	dim. mm	capacity frame	
F AC 7400 00 07	990x370	30 kg	100%

Colour black RAL 9005

3-EDGE TOP SHELF

ART.	dim. mm
F AC 4450 01 07	2046x450x20 H

Pvc coated shelf. Colour Black

FOR CABINET F AB 7100 / 7200

MDF TOP SHELF DIM. 2046x450x31,5 mm H

ART.	finishes	for cabinet
F UZ 3040 11 07	1 side profile	RH or LH final

MDF shelf with oil-proof top rubber coating. Colour black

OIL-PROOF RUBBER FINISHING

MDF TOP SHELF DIM. 2046x450x31,5 mm H

ART.	finishes	for cabinet
F UZ 3040 12 07	-	central

MDF shelf with oil-proof top rubber coating. Colour black

MDF SHELF APPLICATION

MDF TOP SHELF DIM. 2046x450x31,5 mm H

ART.	finishes	for cabinet
F UZ 3040 13 07	2 side profiles	single

MDF shelf with oil-proof top rubber coating. Colour black

ART. F UZ 9997 00 00

DRILLING OF THE CABINET UPPER SHELF FOR THE MDF TOP FIXING INCLUDING FIXING SCREWS

PERFOM A700 2046x450 mm

ADJUSTABLE SHELF, DEPTH 370 mm

ART.	dim. mm	capacity shelf	strength. bar
F AC 2450 01 99	995x370x35 H	100 kg	-
F AC 2450 03 99	995x370x35 H	150 kg	1

Galvanised finish
Including 4 hooks
Suitable for containers PICKING BOX/STORAGE BOX:

mes. 3

mes. 3A2

mes. 272-3A2

This type of shelf can be assembled only if the perforated back panel is not fitted.

PERFORATED PANEL

ART.	dim. mm
F AC 8100 01 04	988x13x456 H

Including 4 brackets, 4 screws and 4 washers

This type of panel is fitted inside the cabinet by means of 4 brackets complete of screws. A maximum of 4 panels can be fitted in height.

FIXING

THE CABINETS MUST BE SECURED TO THE FLOOR OR TO THE WALL

CABINET-TO-CABINET FIXING SET

ART. F AG 9202 00 99
Cabinet-to-cabinet fixing set with 4 screws complete with M8 nuts

ART. F UZ 9995 00 00
Drilling and hardware for fixing two overlapping cabinets

FLOOR FIXING SET

ART. F AG 9200 00 99
Pair of zinc-plated brackets for cabinet floor fixing

ART. F AG 9204 00 99
2 "HILTI" stud anchors suitable for non-cracked concrete floors ≥ class C20/25
Recommended anchor strength: 2.9 KN
Anchor diameter: Ø 6 mm

OVERLAPPING CABINETS:

-F AB 7100 + F AB 7100
-F AB 7100 + F AB 7200
-F AB 7200 + F AB 7200
-F AB 7300 + F AB 7100
-F AB 7300 + F AB 7200

! MUST BE FIXED TO THE WALL AND THEIR LOAD CAPACITY MUST BE DIVIDED BY 2.

Canon
BJC-6500
DUOSCAN T1200
AGFA
PHILIPS
ViewSonic
HP SureStore DAT

PERFOM A500 1500x450 mm

H 2000 mm

● ART. F AB 5300 02 04

H 1000 mm

● ART. F AB 5100 02 04

METAL COLOURS


GREY RAL 7000 .01


GREEN RAL 6011 .02

BLUE RAL 5012 .04


GREY RAL 7035 .08

CYLINDER LOCK (KEY)
Supplied standard with cylinder lock and two keys

- THE TOP SHELF CAPACITY IS 80 kg
- THE CABINET CAPACITY IS 600/800 kg

KEY

DRAWER CAPACITY

DRAWER EXTENSION

CABINET CLOSURE

! ALL INDICATED LOAD CAPACITY VALUES ARE NET AND REFER TO EVENLY DISTRIBUTED WEIGHTS

H 1000 mm

ART.		kg		
F AB 5100 02 04		-	-	key

1 adjustable shelf ART. F AC 2650 01 99 - load capacity 100 kg
Without centre support

H 1200 mm

ART.		kg		
F AB 5200 53 04		-	-	key

2 adjustable shelves ART. F AC 2650 01 99 - load capacity 100 kg
Without centre support6 blue containers PICKING BOX **mes. 3**
art. FAX PB C003 B0 51 04

CABINET WITHOUT CONTAINERS ART. **F AB 5200 03 04**

H 2000 mm

ART.		kg		
F AB 5302 52 04		-	-	key

8 adjustable shelves ART. F AC 2250 01 99 - load capacity 150 kg
1 centre support
9 blue containers PICKING BOX **mes. 3** art. FAX PB C003 B0 51 04

CABINET WITHOUT CONTAINERS ART. **F AB 5302 02 04**

H 2000 mm

ART.		kg		
F AB 5300 02 04		-	-	key

4 adjustable shelves ART. F AC 2650 01 99 - load capacity 100 kg
Without centre support

PERFOM A500 1500x450 mm

CONFIGURE YOUR CABINET

METAL COLOURS

RAL 7000	RAL 6011	RAL 5012	RAL 7035
.01	.02	.04	.08

H 1000 mm

ART.	cabinet capacity	
F AB 5100 00 04	600 kg	key

Empty cabinet with doors without centre support
Internal dimensions per compartment mm 1470x370x850 H

H 1200 mm

ART.	cabinet capacity	
F AB 5200 00 04	600 kg	key

Empty cabinet with doors without centre support
Internal dimensions per compartment mm 1470x370x1050 H

H 2000 mm

ART.	cabinet capacity	
F AB 5300 00 04	800 kg	key

Empty cabinet with doors without centre support
Internal dimensions per compartment mm 1470x370x1850 H

H 2000 mm

ART.	cabinet capacity	
F AB 5302 00 04	800 kg	key

Empty cabinet with polycarbonate doors without centre support
Internal dimensions per compartment mm 1470x370x1850 H

ALL THE CABINETS ARE SUPPLIED AS STANDARD WITH 2 FLOOR FIXING BRACKETS AND 2 WALL FIXING BRACKETS

3-EDGE TOP SHELF

ART.	dim. mm
F AC 4350 01 07	1500x450x20 H

Pvc coated shelf. Colour Black
FOR CABINET F AB 5100 / 5200

MDF TOP SHELF DIM.1500x450x31,5 mm H

ART.	finishes	for cabinet
F UZ 3030 11 07	1 side profile	RH or LH final

MDF shelf with oil-proof top rubber coating. Colour black

OIL-PROOF RUBBER FINISHING

MDF TOP SHELF DIM.1500x450x31,5 mm H

ART.	finishes	for cabinet
F UZ 3030 12 07	-	central

MDF shelf with oil-proof top rubber coating. Colour black

MDF SHELF APPLICATION

MDF TOP SHELF DIM. 1500x450x31,5 mm H

ART.	finishes	for cabinet
F UZ 3030 13 07	2 side profiles	single

MDF shelf with oil-proof top rubber coating. Colour black

ART. F UZ 9998 00 00
DRILLING OF THE CABINET UPPER SHELF FOR THE MDF TOP FIXING INCLUDING FIXING SCREWS

PERFOM A500 1500x450 mm

ADJUSTABLE SHELF, DEPTH 370 mm

ART.	dim. mm	capacity shelf
F AC 2650 01 99	1470x370x35 H	100 kg

Galvanised finish
Including 4 hooks
Suitable for containers PICKING BOX/STORAGE BOX:

mes. 3

mes. 3A2

mes. 272-3A2

This type of shelf can be fitted only if the centre support is not fitted.

ADJUSTABLE SHELF, DEPTH 370 mm

ART.	dim. mm	capacity shelf
F AC 2250 01 99	722x370x35 H	150 kg

Galvanised finish
Including 4 hooks
Suitable for containers PICKING BOX/STORAGE BOX:

mes. 3

mes. 3A2

mes. 272-3A2

This type of shelf can be fitted even in the presence of the centre support.



CENTRE SUPPORT FOR CABINETS

ART.		for cabinet mm
F AC 3100 00 99	A	450x1000 H
F AC 3200 00 99	B	450x1200 H
F AC 3300 00 99	C	450x2000 H

The centre support cannot be ordered separately from the cabinet.

The capacity of each compartment will be half the capacity of the cabinet.

FIXING

THE CABINETS MUST BE SECURED TO THE FLOOR OR TO THE WALL

CABINET-TO-CABINET FIXING SET

ART. F AG 9202 00 99

Cabinet-to-cabinet fixing set with 4 screws complete with M8 nuts

ART. F UZ 9995 00 00

Drilling and hardware for fixing two overlapping cabinets

FLOOR FIXING SET

ART. F AG 9200 00 99

Pair of zinc-plated brackets for cabinet floor fixing

ART. F AG 9204 00 99

2 "HILTI" stud anchors suitable for non-cracked concrete floors ≥ class C20/25
Recommended anchor strength: 2.9 KN
Anchor diameter: Ø 6 mm

OVERLAPPING CABINETS:

-F AB 5100 + F AB 5100
-F AB 5100 + F AB 5200
-F AB 5200 + F AB 5200
-F AB 5300 + F AB 5100
-F AB 5300 + F AB 5200

! MUST BE FIXED TO THE WALL AND THEIR LOAD CAPACITY MUST BE DIVIDED BY 2.

PERFOM A300 1023x450 mm

H 2000 mm

- ART. F AB 3300 04 04

H 1000 mm

- ART. F AB 3100 01 04

METAL COLOURS


GREY RAL 7000 .01


GREEN RAL 6011 .02

BLUE RAL 5012 .04


GREY RAL 7035 .08

CYLINDER LOCK (KEY)
Supplied standard with cylinder lock and two keys

- THE TOP SHELF CAPACITY IS 80 kg
- THE CABINET CAPACITY IS 600/800 kg

KEY

DRAWER CAPACITY

DRAWER EXTENSION

CABINET CLOSURE

! ALL INDICATED LOAD CAPACITY VALUES ARE NET AND REFER TO EVENLY DISTRIBUTED WEIGHTS

1023x450 mm

H 1000 mm

ART.			
F AB 3100 01 04	-	-	key

1 adjustable shelf ART. F AC 2450 01 99 - load capacity 100 kg

H 1200 mm

ART.			
F AB 3200 02 04	-	-	key

2 adjustable shelves ART. F AC 2450 01 99 - load capacity 100 kg

H 2000 mm

ART.			
F AB 3300 01 04	-	-	key

4 adjustable shelves ART. F AC 2450 01 99 - load capacity 150 kg

H 2000 mm

ART.			
F AB 3300 03 04	-	-	key

5 adjustable shelves ART. F AC 2450 01 99 - load capacity 100 kg

H 2000 mm

ART.			
F AB 3300 04 04	-	-	key

6 adjustable shelves ART. F AC 2450 01 99 - load capacity 100 kg

PERFOM A300 1023x450 mm

CONFIGURE YOUR CABINET

METAL COLOURS

RAL 7000	RAL 6011	RAL 5012	RAL 7035
.01	.02	.04	.08

H 1000 mm

ART.	cabinet capacity	
F AB 3100 00 04	600 kg	key

Empty cabinet with doors
Internal dimensions mm 995x370x850 H

H 1200 mm

ART.	cabinet capacity	
F AB 3200 00 04	600 kg	key

Empty cabinet with doors
Internal dimensions mm 995x370x1050 H

H 2000 mm

ART.	cabinet capacity	
F AB 3300 00 04	800 kg	key

Empty cabinet with doors
Internal dimensions mm 995x370x1850 H

ALL THE CABINETS ARE SUPPLIED AS STANDARD WITH 2 FLOOR FIXING BRACKETS AND 2 WALL FIXING BRACKETS

3-EDGE TOP SHELF

ART.	dim. mm
F AC 4150 01 07	1023x450x20 H

Pvc coated shelf. Colour Black
FOR CABINET F AB 3100 / 3200

MDF TOP SHELF DIM. 1023x450x31,5 mm H

ART.	finishes	for cabinet
F UZ 3010 11 07	1 side profile	RH or LH final

MDF shelf with oil-proof top rubber coating. Colour black

OIL-PROOF RUBBER FINISHING

MDF TOP SHELF DIM. 1023x450x31,5 mm H

ART.	finishes	for cabinet
F UZ 3010 12 07	-	central

MDF shelf with oil-proof top rubber coating. Colour black

MDF SHELF APPLICATION

MDF TOP SHELF DIM. 1023x450x31,5 mm H

ART.	finishes	for cabinet
F UZ 3010 13 07	2 side profiles	single

MDF shelf with oil-proof top rubber coating. Colour black

ART. F UZ 9999 00 00
DRILLING OF THE CABINET UPPER SHELF FOR THE MDF TOP FIXING INCLUDING FIXING SCREWS

PERFOM 1023x450 mm

ADJUSTABLE SHELF, DEPTH 370 mm

ART.	dim. mm	capacity shelf	strength. bar
F AC 2450 01 99	995x370x35 H	100 kg	-
F AC 2450 03 99	995x370x35 H	150 kg	1

Galvanised finish
Including 4 hooks.
Suitable for containers PICKING BOX/STORAGE BOX:

mes. 3

mes. 3A2

mes. 272-3A2

This type of shelf can be assembled only if the perforated back panel is not fitted.

PERFORATED PANEL

ART.	dim. mm	capacity panel
F AC 8100 01 04	988x13x456 H	25 kg

Including 4 brackets, 4 screws and 4 washers

This type of panel is fitted inside the cabinet by means of 4 brackets complete of screws. A maximum of 4 panels can be fitted in height.

FIXING

THE CABINETS MUST BE SECURED TO THE FLOOR OR TO THE WALL

CABINET-TO-CABINET FIXING SET

ART. F AG 9202 00 99
Cabinet-to-cabinet fixing set with 4 screws complete with M8 nuts

ART. F UZ 9995 00 00
Drilling and hardware for fixing two overlapping cabinets

FLOOR FIXING SET

ART. F AG 9200 00 99
Pair of zinc-plated brackets for cabinet floor fixing

ART. F AG 9204 00 99
2 "HILTI" stud anchors suitable for non-cracked concrete floors ≥ class C20/25
Recommended anchor strength: 2.9 KN
Anchor diameter: Ø 6 mm

OVERLAPPING CABINETS:

-F AB 3100 + F AB 3100
-F AB 3100 + F AB 3200
-F AB 3200 + F AB 3200
-F AB 3300 + F AB 3100
-F AB 3300 + F AB 3200

! MUST BE FIXED TO THE WALL AND THEIR LOAD CAPACITY MUST BE DIVIDED BY 2.

PERFOM A800 2046x600 mm

H 2000 mm

- ART. F AB 8300 02 04

H 1000 mm

- ART. F AB 8100 10 04

METAL COLOURS	GREY RAL 7000	GREEN RAL 6011	BLUE RAL 5012	GREY RAL 7035
	.01	.02	.04	.08

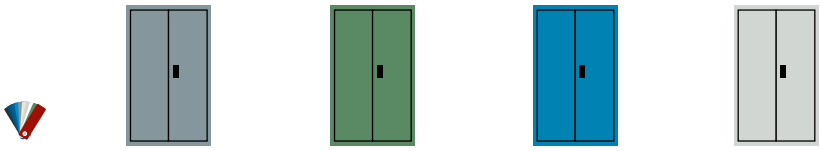

CYLINDER LOCK (KEY)
Supplied standard with cylinder lock and two keys

- THE TOP SHELF CAPACITY IS 80 kg
- THE CABINET CAPACITY IS 600/800 kg PER COMPARTMENT

KEY

DRAWER CAPACITY

DRAWER EXTENSION

CABINET CLOSURE

! ALL INDICATED LOAD CAPACITY VALUES ARE NET AND REFER TO EVENLY DISTRIBUTED WEIGHTS

2046x600 mm

H 1000 mm

ART.		kg			
F AB 8100 08 04		50	87%	key	

2 adjustable shelves ART. F AC 2500 01 99 - load capacity 100 kg
2 drawers (54x27 EH)
1 centre support

H 1000 mm

ART.		kg			
F AB 8100 10 04		-	87%	key	

2 adjustable shelves ART. F AC 2500 01 99 - load capacity 100 kg
1 centre support

PERFOM A800 2046x600 mm

H 2000 mm

ART.		kg		
F AB 8300 01 04		-	-	key

8 adjustable shelves ART. F AC 2500 01 99 - load capacity 100 kg

H 2000 mm

ART.		kg		
F AB 8300 02 04		50	87%	key

4 adjustable shelves ART. F AC 2500 01 99 - load capacity 100 kg
4 drawers (54x27 EH)
1 centre support

H 2000 mm

ART.		kg		
F AB 8300 09 04		50	87%	key

8 adjustable shelves ART. F AC 2500 01 99- load capacity 100 kg
6 drawers (54x27 EH)
1 centre support

H 2000 mm

ART.		kg		
F AB 8302 01 04		-	-	key

8 adjustable shelves ART. F AC 2500 01 99 - load capacity 100 kg
1 centre support

kg CAPACITY EXTENSION CLOSING

CONFIGURE YOUR CABINET

METAL COLOURS

RAL 7000	RAL 6011	RAL 5012	RAL 7035
.01	.02	.04	.08

H 1000 mm

ART.	capacity per compartment	
F AB 8100 01 04	600 | 600 kg	key

Empty cabinet with doors and centre support
Internal dimensions mm 995x500x850 H

The F AB 8100 series cabinets are supplied as standard with 2 floor fixing brackets, 2 wall fixing brackets and 2 levelling devices.

H 2000 mm

ART.	capacity per compartment	
F AB 8300 00 04	800 | 800 kg	key

Empty cabinet with doors and centre support
Internal dimensions mm 995x500x1850 H

H 2000 mm

ART.	capacity per compartment	
F AB 8302 00 04	800 | 800 kg	key

Empty cabinet with polycarbonate doors and centre support
Internal dimensions mm 995x500x1850 H

The F AB 8300/ 8302 series cabinets are supplied as standard with 4 floor fixing brackets, 4 wall fixing brackets and 4 levelling devices.

CAPACITY EXTENSION CLOSING

PAIR OF NORMAL AND TELESCOPIC EXTENSION DRAWERS 24x27 EH

ART.	usable dim. mm	kg	
F AC 1600 00 04*	396x447x85 H	50 kg	87%
F AC 1650 00 04*	396x447x85 H	60 kg	100%

*Dimensions refer to one drawer

NORMAL AND TELESCOPIC EXTENSION DRAWERS 54x27 EH

ART.	usable dim. mm	kg	
F AC 1200 00 04	906x447x85 H	50 kg	87%
F AC 1250 00 04	906x447x85 H	100 kg	100%

The drawers in the cabinet have a maximum load capacity of 350 kg regardless of the load capacity of the cabinets.

! If one or more drawers are fitted, the cabinets must be secured to the floor or to the wall. If the cabinets are placed on the top of the other, they must be secured to the wall.

FULL EXTENSION SUSPENSION FOLDER FRAME FOR SUSPENSION FOLDER DIN A4

ART.	dim. mm	capacity frame	
F AC 7500 00 07	990x500	30 kg	100%

Colour black RAL 9005

PERFOM A800 2046x600 mm

3-EDGE TOP SHELF

ART.	dim. mm
F AC 4500 01 07	2046x600x20 H

Pvc coated shelf. Colour Black
FOR CABINET F AB 8100

MDF TOP SHELF DIM. 2046x600x31,5 mm H

ART.	finishes	for cabinet
F UZ 3170 11 07	1 side profile	RH or LH final

MDF shelf with oil-proof top rubber coating. Colour black

OIL-PROOF RUBBER FINISHING

MDF TOP SHELF DIM. 2046x600x31,5 mm H

ART.	finishes	for cabinet
F UZ 3170 12 07	-	central

MDF shelf with oil-proof top rubber coating. Colour black

MDF SHELF APPLICATION

MDF TOP SHELF DIM. 2046x600x31,5 mm H

ART.	finishes	for cabinet
F UZ 3170 13 07	2 side profiles	single

MDF shelf with oil-proof top rubber coating. Colour black

ART. F UZ 9997 00 00
DRILLING OF THE CABINET UPPER SHELF FOR THE MDF TOP FIXING INCLUDING FIXING SCREWS

ADJUSTABLE SHELF, DEPTH 500 mm

ART.	dim. mm	capacity shelf	strength. bar
F AC 2500 01 99	995x500x35 H	100 kg	-
F AC 2500 03 99*	995x500x35 H	180 kg	1

Galvanised finish
*RK BOX series containers can not be placed on shelves with a reinforcement
Including 4 hooks.
Suitable for containers PICKING BOX/STORAGE BOX:

mes. 4A2
mes. 4
mes. 4A5

mes. 272-4A2
mes. 272-4
mes. 272-4A5

This type of shelf can be assembled only if the perforated back panel is not fitted.

ADJUSTABLE SHELF, DEPTH 480 mm

ART.	dim. mm	capacity shelf
F AC 2480 07 99	995x480x35 H	50 kg

Galvanised finish
Suitable for containers PICKING BOX/STORAGE BOX:

mes. 4A2
mes. 4
mes. 4A5

mes. 272-4A2
mes. 272-4
mes. 272-4A5

This type of shelf can be fitted even in the presence of the perforated back panel.

PERFORATED PANEL

ART.	dim. mm	capacity shelf
F AC 8100 01 04	988x13x456 H	25 kg

Including 4 brackets, 4 screws and 4 washers

This type of panel is fitted inside the cabinet by means of 4 brackets complete of screws. A maximum of 4 panels can be fitted in the height.

FIXING

THE CABINETS MUST BE SECURED TO THE FLOOR OR TO THE WALL

CABINET-TO-CABINET FIXING SET

ART. F AG 9202 00 99

Cabinet-to-cabinet fixing set with 4 screws complete with M8 nuts

ART. F UZ 9995 00 00

Drilling and hardware for fixing two overlapping cabinets

FLOOR FIXING SET

ART. F AG 9200 00 99

Pair of zinc-plated brackets for cabinet floor fixing

ART. F AG 9204 00 99

2 "HILTI" stud anchors suitable for non-cracked concrete floors ≥ class C20/25
Recommended anchor strength: 2.9 KN
Anchor diameter: Ø 6 mm

OVERLAPPING CABINETS:

-F AB 8100 + F AB 8100
-F AB 8300 + F AB 8100

! MUST BE FIXED TO THE WALL AND THEIR LOAD CAPACITY MUST BE DIVIDED BY 2.

PERFOM A600 1500x600 mm

H 2000 mm

- ART. F AB 6300 02 04

H 1000 mm

- ART. F AB 6100 02 04

METAL COLOURS


GREY RAL 7000 .01


GREEN RAL 6011 .02

BLUE RAL 5012 .04


GREY RAL 7035 .08

CYLINDER LOCK (KEY)
Supplied standard with cylinder lock and two keys

- THE TOP SHELF CAPACITY IS 80 kg
- THE CABINET CAPACITY IS 600/800 kg

KEY

DRAWER CAPACITY

DRAWER EXTENSION

CABINET CLOSURE

! ALL INDICATED LOAD CAPACITY VALUES ARE NET AND REFER TO EVENLY DISTRIBUTED WEIGHTS

H 1000 mm

ART.		kg		
F AB 6100 02 04		-	-	key

1 adjustable shelf ART. F AC 2700 01 99 - load capacity 100 kg
without centre support

H 1000 mm

ART.		kg		
F AB 6100 05 04		-	-	key

2 adjustable shelves ART. F AC 2300 01 99 - load capacity 150 kg
1 centre support

H 2000 mm

ART.		kg		
F AB 6300 02 04		-	-	key

4 adjustable shelves ART. F AC 2700 01 99 - load capacity 100 kg
without centre support

H 2000 mm

ART.		kg		
F AB 6302 52 04		-	-	key

8 adjustable shelves ART. F AC 2300 01 99 - load capacity 150 kg
1 centre support
5 grey containers PICKING BOX **mes. 4** art. FAX PB C004 B0 51 01

CABINET WITHOUT CONTAINERS ART. **F AB 6302 02 04**

PERFOM A600 1500x600 mm

CONFIGURE YOUR CABINET

METAL COLOURS

RAL 7000	RAL 6011	RAL 5012	RAL 7035
.01	.02	.04	.08

H 1000 mm

ART.	cabinet capacity	
F AB 6100 00 04	600 kg	key

Empty cabinet with doors without centre support
Internal dimensions mm 1470x500x850 H

H 2000 mm

ART.	cabinet capacity	
F AB 6300 00 04	800 kg	key

Empty cabinet with doors without centre support
Internal dimensions mm 1470x500x1850 H

H 2000 mm

ART.	cabinet capacity	
F AB 6302 00 04	800 kg	key

Empty cabinet with polycarbonate doors without centre support
Internal dimensions mm 1470x500x1850 H

ALL THE CABINETS ARE SUPPLIED AS STANDARD WITH 2 FLOOR FIXING BRACKETS AND 2 WALL FIXING BRACKETS

3-EDGE TOP SHELF

ART.	dim. mm
F AC 4400 01 07	1500x600x20 H

Pvc coated shelf. Colour Black
FOR CABINET F AB 6100

MDF TOP SHELF DIM. 1500x600x31,5 mm H

ART.	finishes	for cabinet
F UZ 3160 11 07	1 side profile	RH or LH final

MDF shelf with oil-proof top rubber coating. Colour black

MDF TOP SHELF DIM. 1500x600x31,5 mm H

ART.	finishes	for cabinet
F UZ 3160 12 07	-	central

MDF shelf with oil-proof top rubber coating. Colour black

OIL-PROOF RUBBER FINISHING

MDF TOP SHELF DIM. 1500x600x31,5 mm H

ART.	finishes	for cabinet
F UZ 3160 13 07	2 side profiles	single

MDF shelf with oil-proof top rubber coating. Colour black

MDF SHELF APPLICATION

ART. F UZ 9998 00 00
DRILLING OF THE CABINET UPPER SHELF FOR THE MDF TOP FIXING INCLUDING FIXING SCREWS

CENTRE SUPPORT FOR CABINETS

ART.		for cabinet mm
F AC 3500 00 99	A	600x1000 H
F AC 3600 00 99	B	600x2000 H

Galvanised finish
The centre support cannot be ordered separately from the cabinet.
The capacity of each compartment will be half the capacity of the cabinet.

PERFOM A600 1500x600 mm

ADJUSTABLE SHELF, DEPTH 500 mm

ART.	dim. mm	capacity shelf
F AC 2700 01 99	1470x500x35 H	100 kg

This type of shelf can only be used if there is no centre support.

Galvanised finish
Including 4 hooks.
Suitable for containers PICKING BOX/STORAGE BOX:

mes. 4A2
mes. 4
mes. 4A5

mes. 272-4A2
mes. 272-4
mes. 272-4A5

ADJUSTABLE SHELF, DEPTH 500 mm

ART.	dim. mm	capacity shelf
F AC 2300 01 99	722x500x35 H	150 kg

This type of shelf can only be used when there is a centre support.

Galvanised finish
Including 4 hooks.
Suitable for containers PICKING BOX/STORAGE BOX:

mes. 4A2
mes. 4
mes. 4A5

mes. 272-4A2
mes. 272-4
mes. 272-4A5

FIXING

THE CABINETS MUST BE SECURED TO THE FLOOR OR TO THE WALL

CABINET-TO-CABINET FIXING SET

ART. F AG 9202 00 99
Cabinet-to-cabinet fixing set with 4 screws complete with M8 nuts

ART. F UZ 9995 00 00
Drilling and hardware for fixing two overlapping cabinets

FLOOR FIXING SET

ART. F AG 9200 00 99
Pair of zinc-plated brackets for cabinet floor fixing

ART. F AG 9204 00 99
2 "HILTI" stud anchors suitable for non-cracked concrete floors ≥ class C20/25
Recommended anchor strength: 2.9 KN
Anchor diameter: Ø 6 mm

OVERLAPPING CABINETS:

-F AB 6100 + F AB 6100
-F AB 6300 + F AB 6100

! MUST BE FIXED TO THE WALL AND THEIR LOAD CAPACITY MUST BE DIVIDED BY 2.

MASCHERINE
710
SIEMENS

PERFOM A400 1023x600 mm

H 2000 mm

● ART. F AB 4300 11 04

H 1000 mm

● ART. F AB 4100 02 04

METAL COLOURS


GREY RAL 7000 .01


GREEN RAL 6011 .02

BLUE RAL 5012 .04


GREY RAL 7035 .08

CYLINDER LOCK (KEY)
Supplied standard with cylinder lock and two keys

- THE TOP SHELF CAPACITY IS 80 kg
- THE CABINET CAPACITY IS 600/800 kg

KEY

DRAWER CAPACITY

DRAWER EXTENSION

CABINET CLOSURE

! ALL INDICATED LOAD CAPACITY VALUES ARE NET AND REFER TO EVENLY DISTRIBUTED WEIGHTS

H 1000 mm

ART.		kg			
F AB 4100 02 04		50	87%	key	

1 adjustable shelf ART. F AC 2100 01 99 - load capacity 100 kg
2 drawers (24x27 EH)
1 centre support

H 1000 mm

ART.		kg			
F AB 4100 07 04		-	-	key	

1 adjustable shelf ART. F AC 2500 01 99 - load capacity 100 kg
without centre support

H 2000 mm

ART.		kg			
F AB 4300 09 04		50	-	key	

8 adjustable shelves ART. F AC 2100 01 99 - load capacity 100 kg
4 drawers (24x27 EH)
1 centre support

H 2000 mm

ART.		kg			
F AB 4300 11 04		-	-	key	

4 adjustable shelves ART. F AC 2500 01 99 - load capacity 100 kg
without centre support

CONFIGURE YOUR CABINET

METAL COLOURS

RAL 7000	RAL 6011	RAL 5012	RAL 7035
.01	.02	.04	.08

H 1000 mm

ART.	cabinet capacity	
F AB 4100 00 04	600 kg	key

Empty cabinet with pair of doors without centre support
Internal dimensions mm 995x500x850 H

H 2000 mm

ART.	cabinet capacity	
F AB 4300 00 04	800 kg	key

Empty cabinet with pair of doors without centre support
Internal dimensions mm 995x500x1850 H

ALL THE CABINETS ARE SUPPLIED AS STANDARD WITH 2 FLOOR FIXING BRACKETS AND 2 WALL FIXING BRACKETS

CAPACITY EXTENSION CLOSING

CENTRE SUPPORT FOR CABINETS

ART.		for cabinet mm
F AC 3150 00 99	A	600x1000 H
F AC 3350 00 99	B	600x2000 H

Galvanised finish
The centre support cannot be ordered separately from the cabinet.
The capacity of each compartment will be half the capacity of the cabinet.

PAIR OF NORMAL AND TELESCOPIC EXTENSION DRAWERS 24x27 EH

ART.	usable dim. mm	kg	
F AC 1600 00 04	396x447x85 H *	50 kg	87%
F AC 1650 00 04	396x447x85 H *	60 kg	100%

*Dimensions refer to one drawer

NORMAL AND TELESCOPIC EXTENSION DRAWERS 24x27 EH

ART.	usable dim. mm	kg	
F AC 1100 00 04	396x447x85 H	50 kg	87%
F AC 1150 00 04	396x447x85 H	100 kg	100%

The drawers in the cabinet have a maximum load capacity of 200 kg regardless of the load capacity of the cabinets.

!

If one or more drawers are integrated in the cabinets, it is mandatory to fix the cabinet to the floor or the wall (if the drawers are placed at a height of more than 1000 mm from the floor, wall fixing is the only option)

3-EDGE TOP SHELF

ART.	dim. mm
F AC 4250 01 07	1023x600x20 H

Pvc coated shelf. Colour Black
FOR CABINET F AB 4100

PERFOM A400 1023x600 mm

MDF TOP SHELF DIM. 1023x600x31,5 mm H

ART.	finishes	for cabinet
F UZ 3140 11 07	1 side profile	RH or LH final

MDF shelf with oil-proof top rubber coating. Colour black

MDF TOP SHELF DIM.1023x600x31,5 mm H

ART.	finishes	for cabinet
F UZ 3140 12 07	-	central

MDF shelf with oil-proof top rubber coating. Colour black



OIL-PROOF RUBBER FINISHING

MDF TOP SHELF DIM.1023x600x31,5 mm H

ART.	finishes	for cabinet
F UZ 3140 13 07	2 side profiles	single

MDF shelf with oil-proof top rubber coating. Colour black

ART. F UZ 9999 00 00
DRILLING OF THE CABINET UPPER SHELF FOR THE MDF TOP FIXING INCLUDING FIXING SCREWS

MDF SHELF APPLICATION

ADJUSTABLE SHELF, DEPTH 500 mm

ART.	dim. mm	capacity shelf
F AC 2100 01 99	483x500x35 H	100 kg

Galvanised finish
Including 4 hooks
Suitable for containers PICKING BOX/STORAGE BOX:

mes. 4A2
mes. 4
mes. 4A5

mes. 272-4A2
mes. 272-4
mes. 272-4A5

This type of shelf can only be used when there is a centre support.

ADJUSTABLE SHELF, DEPTH 500 mm

ART.	dim. mm	strength. bar	capacity shelf
F AC 2500 01 99	995x500x35 H	-	100 kg
F AC 2500 03 99*	995x500x35 H	1	180 kg

Galvanised finish
Including 4 hooks
RK BOX series containers can not be placed on shelves with a reinforcement
Suitable for containers PICKING BOX/STORAGE BOX:

mes. 4A2
mes. 4
mes. 4A5

mes. 272-4A2
mes. 272-4
mes. 272-4A5

This type of shelf can only be used if there is no centre support and no perforated back panel.

ADJUSTABLE SHELF, DEPTH 480 mm

ART.	dim. mm	capacity shelf
F AC 2480 07 99	995x480x35 H	50 kg

Galvanised finish
Suitable for containers PICKING BOX/STORAGE BOX:

mes. 4A2
mes. 4
mes. 4A5

mes. 272-4A2
mes. 272-4
mes. 272-4A5

This type of shelf can be fitted even in the presence of the perforated back panel without centre support.

PERFORATED PANEL

ART.	dim. mm	capacity panel
F AC 8100 01 04	988x13x456 H	25 kg

Including 4 brackets, 4 screws and 4 washers
Not suitable for doors

This type of panel is fitted inside the cabinet by means of 4 brackets complete of screws. A maximum of 4 panels can be fitted in height.

FIXING

THE CABINETS MUST BE SECURED TO THE FLOOR OR TO THE WALL

CABINET-TO-CABINET FIXING SET

ART. F AG 9202 00 99
Cabinet-to-cabinet fixing set with 4 screws complete with M8 nuts

ART. F UZ 9995 00 00
Drilling and hardware for fixing two overlapping cabinets

FLOOR FIXING SET

ART. F AG 9200 00 99
Pair of zinc-plated brackets for cabinet floor fixing

ART. F AG 9204 00 99
2 "HILTI" stud anchors suitable for non-cracked concrete floors ≥ class C20/25
Recommended anchor strength: 2.9 KN
Anchor diameter: Ø 6 mm

OVERLAPPING CABINETS:

-F AB 4100 + F AB 4100
-F AB 4300 + F AB 4100

! MUST BE FIXED TO THE WALL AND THEIR LOAD CAPACITY MUST BE DIVIDED BY 2.

PERFOM

ROTOPLAT 700
87

STURDY PLATE STEEL

ADDS A DESIGNER TOUCH

TO THE WORKING ENVIRONMENT



Courtesy of Stilo Optical Technology Italy SRL

PERFOM GS/FS

TECHNICAL SPECIFICATIONS

METAL
COLOURS

RAL 7035
.08

CHANGING ROOM LOCKERS

1



A. B.

FAMI changing rooms lockers can be supplied with a horizontal roof (A) or a sloping roof (B). The sloping roof is easier to clean and is recommended in environments with very demanding hygiene requirements.

2 The doors are supplied with a handy adhesive hanger.

3 Locker compartments can be of three different widths (300 mm, 400 mm, 585 mm) while their depth is 500 mm. The compartments are always equipped with a galvanised support shelf which, in some configurations, can be adjusted in height to accommodate a helmet. The part below the shelf can be supplied with a middle partition, suitable for dividing the dirty/clean garment areas.

4 The doors can be supplied with a cylinder lock with two keys or with a padlockable door knob (lock not included).

CYLINDER LOCK

5

The doors are supplied with a name tag holder for personal identification. Both the doors and the rear wall have a number of openings to facilitate air circulation.

6

Among the accessories, some are designed to avoid contact with the floor including: polypropylene feet (highly resistant to contact with water), galvanized steel baseboards, single-sided and two-sided benches, shoe stands.

PERFOM GS130

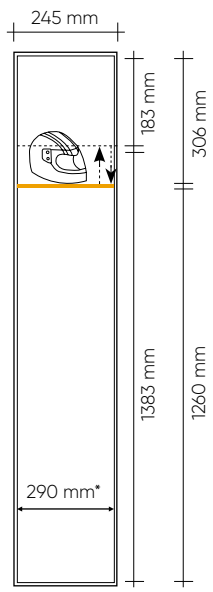

*Internal available space

Example with 4 compartments

Locker with adjustable height support shelf for helmet.

CABINET WITH CYLINDER LOCK

ART.	dim. mm	no. of compartments		feet
F AN 1301 01 08	316x500x1750 H	1	key	NO
F AN 1302 01 08	610x500x1750 H	2	key	NO
F AN 1303 01 08	900x500x1750 H	3	key	NO
F AN 1304 01 08	1195x500x1750 H	4	key	NO
F AN 1301 07 08	316x500x1950 H	1	key	YES
F AN 1302 07 08	610x500x1950 H	2	key	YES
F AN 1303 07 08	900x500x1950 H	3	key	YES
F AN 1304 07 08	1195x500x1950 H	4	key	YES

HELMET LOCKER

CABINET WITH LOCKING MECHANISM

ART.	dim. mm	no. of compartments		feet
F AN 1301 11 08	316x500x1750 H	1	-	NO
F AN 1302 11 08	610x500X1750 H	2	-	NO
F AN 1303 11 08	900x500X1750 H	3	-	NO
F AN 1304 11 08	1195x500x1750 H	4	-	NO
F AN 1301 17 08	316x500x1950 H	1	-	YES
F AN 1302 17 08	610x500x1950 H	2	-	YES
F AN 1303 17 08	900x500x1950 H	3	-	YES
F AN 1304 17 08	1195x500x1950 H	4	-	YES

Example of a foot rest fitted to the locker

CLOSING

Example with 4 compartments

Locker with adjustable height support shelf for helmet.

SLOPING ROOF

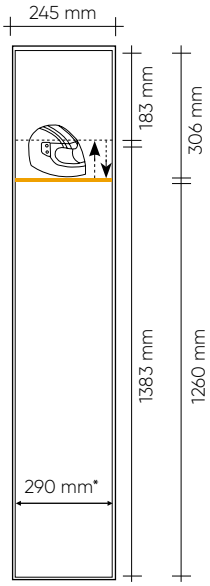

*Internal available space

CABINET WITH CYLINDER LOCK

ART.	dim. mm	no. of compartments		feet
F AN 2302 01 08	610x500x1940 H	2	key	NO
F AN 2303 01 08	900x500x1940 H	3	key	NO
F AN 2304 01 08	1195x500x1940 H	4	key	NO
F AN 2302 07 08	610x500x2140 H	2	key	YES
F AN 2303 07 08	900x500x2140 H	3	key	YES
F AN 2304 07 08	1195x500x2140 H	4	key	YES

HELMET LOCKER

CABINET WITH LOCKING MECHANISM

ART.	dim. mm	no. of compartments		feet
F AN 2302 11 08	610x500X1940 H	2	-	NO
F AN 2303 11 08	900x500x1940 H	3	-	NO
F AN 2304 11 08	1195x500x1940 H	4	-	NO
F AN 2302 17 08	610x500x2140 H	2	-	YES
F AN 2303 17 08	900x500x2140 H	3	-	YES
F AN 2304 17 08	1195x500x2140 H	4	-	YES

Example of a foot rest fitted to the locker

PERFOM GS140

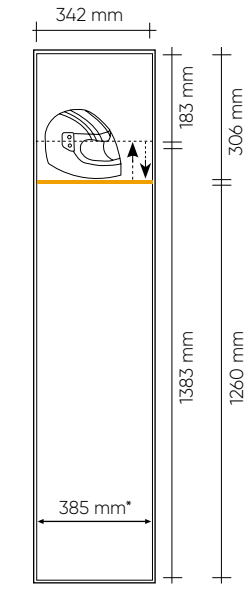

*Internal available space

Example with 3 compartments

Locker with adjustable height support shelf for helmet.

CABINET WITH CYLINDER LOCK

ART.	dim. mm	no. of compartments		feet
F AN 1402 01 08	805x500x1750 H	2	key	NO
F AN 1403 01 08	1195x500x1750 H	3	key	NO
F AN 1402 07 08	805x500x1950 H	2	key	YES
F AN 1403 07 08	1195x500x1950 H	3	key	YES

HELMET LOCKER

CABINET WITH LOCKING MECHANISM

ART.	dim. mm	no. of compartments		feet
F AN 1402 11 08	805x500X1750 H	2	-	NO
F AN 1403 11 08	1195x500x1750 H	3	-	NO
F AN 1402 17 08	805x500x1950 H	2	-	YES
F AN 1403 17 08	1195x500x1950 H	3	-	YES

Example of a foot rest fitted to the locker

GS240

Example with 3 compartments

Locker with adjustable height support shelf for helmet.

SLOPING ROOF

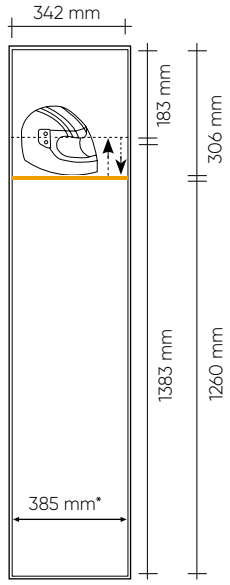

*Internal available space

CABINET WITH CYLINDER LOCK

ART.	dim. mm	no. of compartments		feet
F AN 2402 01 08	805x500x1940 H	2	key	NO
F AN 2403 01 08	1195x500x1940 H	3	key	NO
F AN 2402 07 08	805x500x2140 H	2	key	YES
F AN 2403 07 08	1195x500x2140 H	3	key	YES

HELMET LOCKER

CABINET WITH LOCKING MECHANISM

ART.	dim. mm	no. of compartments		feet
F AN 2402 11 08	805x500x1940 H	2	-	NO
F AN 2403 11 08	1195x500x1940 H	3	-	NO
F AN 2402 17 08	805x500x2140 H	2	-	YES
F AN 2403 17 08	1195x500x2140 H	3	-	YES

Example of a foot rest fitted to the locker

PERFOM

PERFOM GS150

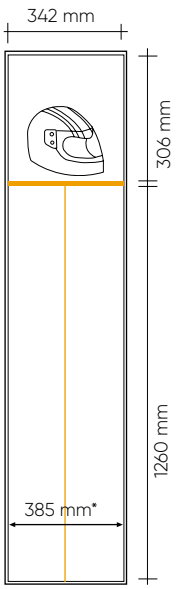

*Internal available space

Example with 3 compartments

Locker with fixed shelf for helmet and movable partition.

CABINET WITH CYLINDER LOCK

ART.	dim. mm	no. of compartments		feet
F AN 1501 31 08	413x500x1750 H	1	key	NO
F AN 1502 31 08	805x500x1750 H	2	key	NO
F AN 1503 31 08	1195x500x1750 H	3	key	NO
F AN 1501 37 08	413x500x1950 H	1	key	YES
F AN 1502 37 08	805x500x1950 H	2	key	YES
F AN 1503 37 08	1195x500x1950 H	3	key	YES

HELMET LOCKER

CABINET WITH LOCKING MECHANISM

ART.	dim. mm	no. of compartments		feet
F AN 1501 41 08	413x500x1750 H	1	-	NO
F AN 1502 41 08	805x500x1750 H	2	-	NO
F AN 1503 41 08	1195x500x1750 H	3	-	NO
F AN 1501 47 08	413x500x1950 H	1	-	YES
F AN 1502 47 08	805x500X1950 H	2	-	YES
F AN 1503 47 08	1195x500X1950 H	3	-	YES

Example of a foot rest fitted to the locker

Example with 3 compartments

Locker with fixed shelf for helmet and movable partition.

SLOPING ROOF

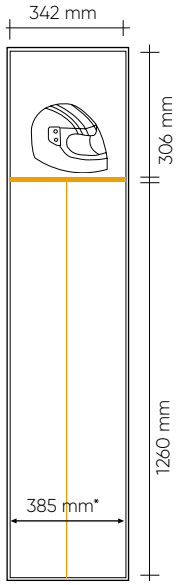

*Internal available space

CABINET WITH CYLINDER LOCK

ART.	dim. mm	no. of compartments		feet
F AN 2502 31 08	805x500x1940 H	2	key	NO
F AN 2503 31 08	1195x500x1940 H	3	key	NO
F AN 2502 37 08	805x500x2140 H	2	key	YES
F AN 2503 37 08	1195x500x2140 H	3	key	YES

HELMET LOCKER

CABINET WITH LOCKING MECHANISM

ART.	dim. mm	no. of compartments		feet
F AN 2502 41 08	805x500X1940 H	2	-	NO
F AN 2503 41 08	1195x500x1940 H	3	-	NO
F AN 2502 47 08	805x500x2140 H	2	-	YES
F AN 2503 47 08	1195x500x2140 H	3	-	YES

Example of a foot rest fitted to the locker

PERFOM GS160

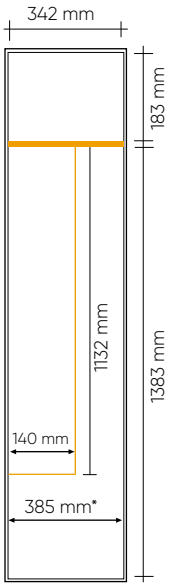

*Internal available space

Example with 3 compartments

Locker with fixed shelf and fixed partition.

CABINET WITH CYLINDER LOCK

ART.	dim. mm	no. of compartments		feet
F AN 1602 01 08	805x500x1750 H	2	key	NO
F AN 1603 01 08	1195x500x1750 H	3	key	NO
F AN 1602 07 08	805x500x1950 H	2	key	YES
F AN 1603 07 08	1195x500x1950 H	3	key	YES

CABINET WITH LOCKING MECHANISM

ART.	dim. mm	no. of compartments		feet
F AN 1602 11 08	805x500X1750 H	2	-	NO
F AN 1603 11 08	1195x500X1750 H	3	-	NO
F AN 1602 17 08	805x500X1950 H	2	-	YES
F AN 1603 17 08	1195x500x1950 H	3	-	YES

Example of a foot rest fitted to the locker

Example with 3 compartments

Locker with fixed shelf and fixed partition.

SLOPING ROOF

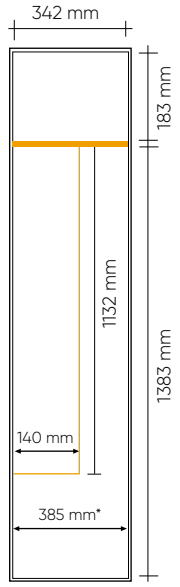

*Internal available space

CABINET WITH CYLINDER LOCK

ART.	dim. mm	no. of compartments		feet
F AN 2602 01 08	805x500x1940 H	2	key	NO
F AN 2603 01 08	1195x500x1940 H	3	key	NO
F AN 2602 07 08	805x500x2140 H	2	key	YES
F AN 2603 07 08	1195x500x2140 H	3	key	YES

CABINET WITH LOCKING MECHANISM

ART.	dim. mm	no. of compartments		feet
F AN 2602 11 08	805x500X1940 H	2	-	NO
F AN 2603 11 08	1195x500x1940 H	3	-	NO
F AN 2602 17 08	805x500X2140 H	2	-	YES
F AN 2603 17 08	1195x500x2140 H	3	-	YES

Example of a foot rest fitted to the locker

PERFOM

 Courtesy of Stilo Optical Technology Italy SRL

PERFOM GS170

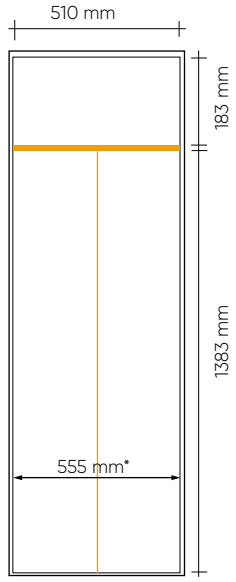

*Internal available space

Example with 2 compartments

Locker with fixed shelf and fixed partition.

CABINET WITH CYLINDER LOCK

ART.	dim. mm	no. of compartments		feet
F AN 1701 01 08	585x500x1750 H	1	key	NO
F AN 1702 01 08	1145x500x1750 H	2	key	NO
F AN 1701 07 08	585x500x1950 H	1	key	YES
F AN 1702 07 08	1145x500x1950 H	2	key	YES

Example of a foot rest fitted to the locker

CLOSING

Example with 2 compartments

Locker with fixed shelf and fixed partition.

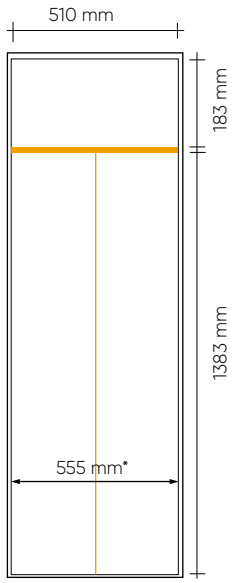

*Internal available space

CABINET WITH CYLINDER LOCK

ART.	dim. mm	no. of compartments		feet
F AN 1801 01 08	585x500x1750 H	1	key	NO
F AN 1802 01 08	1145x500x1750 H	2	key	NO
F AN 1801 07 08	585x500x1950 H	1	key	YES
F AN 1802 07 08	1145x500x1950 H	2	key	YES

Example of a foot rest fitted to the locker

CABINET WITH LOCKING MECHANISM

ART.	dim. mm	no. of compartments		feet
F AN 1801 11 08	585x500X1750 H	1	-	NO
F AN 1802 11 08	1145x500x1750 H	2	-	NO
F AN 1801 17 08	585x500x1950 H	1	-	YES
F AN 1802 17 08	1145x500x1950 H	2	-	YES

PERFOM

Courtesy of Meccanostampi S.r.l

LOCKERS WITH COMPARTMENTS

-The lockers with internal compartments, suitable for keeping both clothes and personal items, can be used in various industries and service segments, as well as in sports and recreational activity centres.
The doors are supplied with a name tag holder for personal identification and will close flush with the locker body. Both the doors and the rear wall have a number of slots to help air circulation.

Among the accessories, some are designed to avoid contact with the floor, including: polypropylene feet (highly resistant to contact with water), galvanized steel baseboards, single-sided and two-sided benches, shoe stands.

The doors can be supplied with a cylinder lock with two keys or with a padlockable door knob (lock not included).

CYLINDER LOCK

The cylinder closure is supplied as standard in lockers.

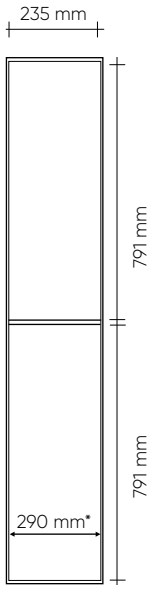

*Internal available space

Example with 8 compartments

CABINET WITH CYLINDER LOCK

ART.	dim. mm	no. of compartments		feet
F AN 1904 01 08	610x500x1750 H	2x2	key	NO
F AN 1906 01 08	900x500x1750 H	2x3	key	NO
F AN 1908 01 08	1195x500x1750 H	2x4	key	NO
F AN 1904 07 08	610x500X1950 H	2x2	key	YES
F AN 1906 07 08	900x500x1950 H	2x3	key	YES
F AN 1908 07 08	1195x500x1950 H	2x4	key	YES

HELMET LOCKER

CABINET WITH LOCKING MECHANISM

ART.	dim. mm	no. of compartments		feet
F AN 1904 11 08	610x500X1750 H	2x2	-	NO
F AN 1906 11 08	900x500x1750 H	2x3	-	NO
F AN 1908 11 08	1195x500x1750 H	2x4	-	NO
F AN 1904 17 08	610x500X1950 H	2x2	-	YES
F AN 1906 17 08	900x500x1950 H	2x3	-	YES
F AN 1908 17 08	1195x500x1750 H	2x4	-	YES

Example of a foot rest fitted to the locker

CLOSING

PERFOM FS1000

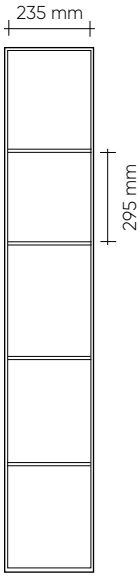

Example with 20 compartments

CABINET WITH CYLINDER LOCK

ART.	dim. mm	no. of compartments		feet
F AM 1025 01 08	610x500x1750 H	2x5	key	NO
F AM 1035 01 08	900x500x1750 H	3x5	key	NO
F AM 1045 01 08	1195x500x1750 H	4x5	key	NO
F AM 1025 07 08	610x500X1950 H	2x5	key	YES
F AM 1035 07 08	900x500X1950 H	3x5	key	YES
F AM 1045 07 08	1195x500X1950 H	4x5	key	YES

HELMET LOCKER

CABINET WITH LOCKING MECHANISM

ART.	dim. mm	no. of compartments		feet
F AM 1025 11 08	610x500X1750 H	2x5	-	NO
F AM 1035 11 08	900x500x1750 H	3x5	-	NO
F AM 1045 11 08	1195x500x1750 H	4x5	-	NO
F AM 1025 17 08	610x500X1950 H	2x5	-	YES
F AM 1035 17 08	900x500x1950 H	3x5	-	YES
F AM 1045 17 08	1195x500x1950 H	4x5	-	YES

Example of a foot rest fitted to the locker

CLOSING

Example with 16 compartments

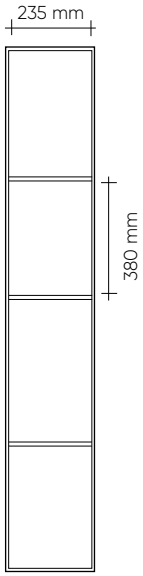

CABINET WITH CYLINDER LOCK

ART.	dim. mm	no. of compartments		feet
F AM 1124 01 08	610x500x1750 H	2x4	key	NO
F AM 1134 01 08	900x500x1750 H	3x4	key	NO
F AM 1144 01 08	1195x500x1750 H	4x4	key	NO
F AM 1124 07 08	610x500X1950 H	2x4	key	YES
F AM 1134 07 08	900x500x1950 H	3x4	key	YES
F AM 1144 07 08	1195x500x1950 H	4x4	key	YES

HELMET LOCKER

CABINET WITH LOCKING MECHANISM

ART.	dim. mm	no. of compartments		feet
F AM 1124 11 08	610x500X1750 H	2x4	-	NO
F AM 1134 11 08	900x500x1750 H	3x4	-	NO
F AM 1144 11 08	1195x500x1750 H	4x4	-	NO
F AM 1124 17 08	610x500X1950 H	2x4	-	YES
F AM 1134 17 08	900x500x1950 H	3x4	-	YES
F AM 1144 17 08	1195x500x1950 H	4x4	-	YES

Example of a foot rest fitted to the locker

PERFOM FS1200

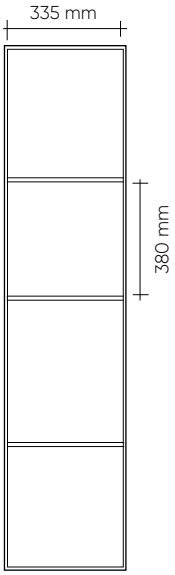

Example with 12 compartments

CABINET WITH CYLINDER LOCK

ART.	dim. mm	no. of compartments		feet
F AM 1214 01 08	415x500x1750 H	1x4	key	NO
F AM 1224 01 08	805x500x1750 H	2x4	key	NO
F AM 1234 01 08	1195x500x1750 H	3x4	key	NO
F AM 1214 07 08	415x500x1950 H	1x4	key	YES
F AM 1224 07 08	805x500x1950 H	2x4	key	YES
F AM 1234 07 08	1195x500x1950 H	3x4	key	YES

HELMET LOCKER

CABINET WITH LOCKING MECHANISM

ART.	dim. mm	no. of compartments		feet
F AM 1214 11 08	415x500X1750 H	1x4	-	NO
F AM 1224 11 08	805x500x1750 H	2x4	-	NO
F AM 1234 11 08	1195x500x1750 H	3x4	-	NO
F AM 1214 17 08	415x500x1950 H	1x4	-	YES
F AM 1224 17 08	805x500x1950 H	2x4	-	YES
F AM 1234 17 08	1195x500x1950 H	3x4	-	YES

Example of a foot rest fitted to the locker

CLOSING

FS700/730

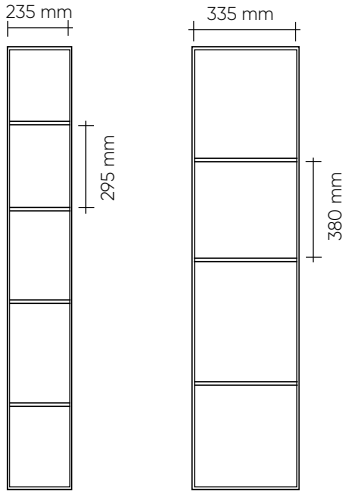

Example with 14 compartments

CABINET WITH CYLINDER LOCK

ART.	dim. mm	no. of compartments		feet
F AM 7010 01 08	2025x500x1750* H	14	key	NO
F AM 7310 01 08	2325x500x1750** H	14	key	NO
F AM 7012 01 08	2025x500x1950* H	14	key	YES
F AM 7312 01 08	2325x500x1950** H	14	key	YES

* With shelf length 1000 mm
** With shelf length 1300 mm

HELMET LOCKER

CABINET WITH LOCKING MECHANISM

ART.	dim. mm	no. of compartments		feet
F AM 7020 01 08	2025x500X1750* H	14	-	NO
F AM 7320 01 08	2325x500x1750** H	14	-	NO
F AM 7022 01 08	2025x500x1950* H	14	-	YES
F AM 7322 01 08	2325x500x1950** H	14	-	YES

* With shelf length 1000 mm
** With shelf length 1300 mm

Example of a foot rest fitted to the locker

GS110

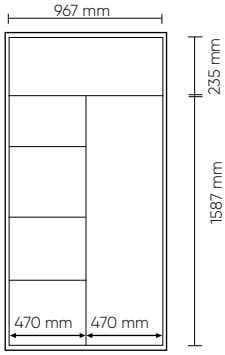

CABINET WITH CYLINDER LOCK

ART.	dim.mm	
F AN 1101 01 08	1023x555x2000 H	key

Locker with fixed top shelf, 3 height adjustable side levels and fixed partition

GS120

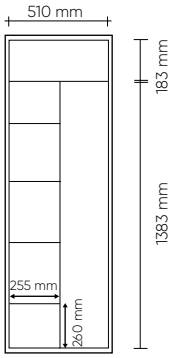

CABINET WITH CYLINDER LOCK

ART.	dim.mm	
F AN 1201 01 08	585x500x1750 H	key

CABINET WITH LOCKING MECHANISM

ART.	dim.mm	
F AN 1201 11 08	585x500X1750 H	key

Locker with fixed shelves and fixed partition

GS501

LOCKER WITH 3 COMPARTMENTS

ART.	dim.mm	
F AN 5010 01 08	585x402x1750 H	key

Lock with 3 locking points

CLOSING

PAIR OF BASE PLINTHS

ART.	dim.mm
F AM 9000 00 99	50x498x100 H

SUITABLE FOR LOCKERS SERIES:
F AN 1200 - F AN 1300 - F AN 1400 - F AN 1500
F AN 1600 - F AN 1700 - F AN 1800 - F AN 1900
F AN 2300 - F AN 2400 - F AN 2500 - F AN 2600
F AM 1000 - F AM 1100 - F AM 1200 - F AM 7000 - F AM 7300

Example of using the pair of base plinths

PAIR OF FEET

ART.	dim.mm
F RR 2310 00 01	135x500x180/200 H
F RR 2310 00 07	135x500x180/200 H

01 GREY 07 BLACK

SUITABLE FOR LOCKERS SERIES:
F AN 1200 - F AN 1300 - F AN 1400 - F AN 1500
F AN 1600 - F AN 1700 - F AN 1800 - F AN 1900
F AN 2300 - F AN 2400 - F AN 2500 - F AN 2600
F AM 1000 - F AM 1100 - F AM 1200 - F AM 7000 - F AM 7300

Example of using a pair of plastic feet





BENCH 1000 mm

ART.	dim.mm
F AN 9540 00 01	1000x360x385 H

GREY RAL 7000

BENCH 1500 mm

ART.	dim.mm
F AN 9550 00 01	1495x360x385 H

GREY RAL 7000



BENCH 2000 mm

ART.	dim.mm
F AN 9560 00 01	2000x360x385 H

GREY RAL 7000

Sturdy bench built with welded steel tubes, with adjustable feet. The bench with a depth of 360 mm is covered with plastic profiles

PERFOM GS/FS

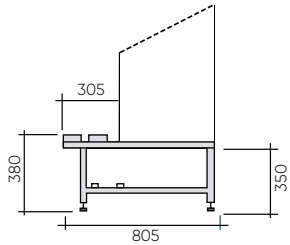

SINGLE-SIDED BENCHES

ART.	locker width mm
F AM 9010 00 01	585
F AM 9020 00 01	610
F AM 9030 00 01	805
F AM 9040 00 01	900
F AM 9050 00 01	1145
F AM 9060 00 01	1195

GREY RAL 7000

Sturdy bench built with welded steel tubes, with adjustable feet.
The bench with a depth of 300 mm is covered with plastic profiles

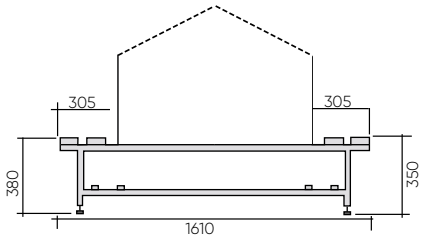

TWO-SIDED BENCHES

ART.	locker width mm
F AM 9110 00 01	585
F AM 9120 00 01	610
F AM 9130 00 01	805
F AM 9140 00 01	900
F AM 9150 00 01	1145
F AM 9160 00 01	1195

GREY RAL 7000

SHOE STAND

ART.	locker width mm
F AM 9210 00 01	585
F AM 9220 00 01	610
F AM 9230 00 01	805
F AM 9240 00 01	900
F AM 9250 00 01	1145
F AM 9260 00 01	1195

GREY RAL 7000



PC PROTECTION
ELECTRICAL SYSTEM
UP TO CE STANDARDS
CUSTOMISABLE SET-UP

STANDARD CS

PC CABINETS



Door with security lock and polycarbonate glass. Useful dimensions: 660x525 mm H.

1

Suitable for monitor sizes up to 21". Internal dimensions of upper compartment: 690x600x580 mm H.

Retractable keyboard shelf. Useful dimensions: 620x510 mm H.

2

The lower compartment can be fitted with retactable and height adjustable shelves for housing hardware systems and printers. Internal dimensions: 690x600x720 mm H.

Cooling fan with dust filter.

4-channel cable duct.

3

5-socket electrical system with circuit breaker.

Air inlet hole with dust filter.

4

Inlet hole for network cables and outlet hole for power cable.

-Room temperature for use -5/+40 °C with umidity up to 50%

-Room temperature for use -5/+20 °C with umidity up to 90%

1 The lifting design door lock (fig. A) simultaneously closes or opens the pair of doors (fig. B)

2 The keyboard top can be locked in two opening positions and thanks to its large size, it can accommodate all the required items.
The cabinet is supplied with standard equipment including 1 mouse pad, 2 ground fixing brackets and 2 levelling units

3 The electrical system of each cabinet, with protection class IP 30, comes with a standard 230V 10A cutoff switch and is factory-tested according to the standard CEI EN 60204-1 for:
- equipotential protection circuit continuity
- applied voltage
- insulation resistance

4 By loosening the specially provided cable gland, you can adjust the external length of the power cord. The electric power cable is a dual protection item with a length of 3 metres

CABINET WITH OR WITHOUT SOCKETS

Cabinet capacity: 400 kg
Adjustable shelf capacity: 100 kg
Extensible shelf capacity: 50 kg

CABINET WITH NYLON WHEELS Ø100 mm

Cabinet capacity: 290 kg
Adjustable shelf capacity: 100 kg
Extensible shelf capacity: 25 kg*

*Attention: the load capacity may be increased by 100% if the cabinet already contains a 50 kg load.

STANDARD CS

ART. F AS 1601 12 04
H = 1560 mm

METAL COLOURS

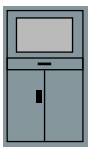
GREY
RAL 7000
.01

GREEN
RAL 6011
.02

BLUE
RAL 5012
.04

GREY
RAL 7035
.08

CYLINDER LOCK (KEY)
SUPPLIED STANDARD WITH
CYLINDER LOCK AND TWO KEYS

KEY

CAPACITY

CABINET
CLOSURE

! ALL INDICATED LOAD CAPACITY VALUES ARE NET AND REFER TO EVENLY DISTRIBUTED WEIGHTS

717x635 mm

H 1560 mm

Complete with:
2 height adjustable shelves
1 retractable keyboard shelf

WITH 1 FAN	TYPE AND NUMBER OF PRE-WIRED SOCKETS					
ART.	D	F	GB	I	CH	IL
F AS 1601 11 04	5	-	-	-	-	-
F AS 1601 21 04	2	3	-	-	-	-
F AS 1601 31 04	2	-	2	-	-	-
F AS 1601 41 04	2	-	-	3	-	-
F AS 1601 51 04	2	-	-	-	3	-
F AS 1601 71 04	2	-	-	-	-	3

WITH 2 FANS	TYPE AND NUMBER OF PRE-WIRED SOCKETS					
ART.	D	F	GB	I	CH	IL
F AS 1602 11 04	5	-	-	-	-	-
F AS 1602 21 04	2	3	-	-	-	-
F AS 1602 31 04	2	-	2	-	-	-
F AS 1602 41 04	2	-	-	3	-	-
F AS 1602 51 04	2	-	-	-	3	-
F AS 1602 71 04	2	-	-	-	-	3

H 1560 mm

Complete with:
2 height adjustable shelves
1 retractable keyboard shelf
1 retractable shelf

WITH 1 FAN	TYPE AND NUMBER OF PRE-WIRED SOCKETS					
ART.	D	F	GB	I	CH	IL
F AS 1601 12 04	5	-	-	-	-	-
F AS 1601 22 04	2	3	-	-	-	-
F AS 1601 32 04	2	-	2	-	-	-
F AS 1601 42 04	2	-	-	3	-	-
F AS 1601 52 04	2	-	-	-	3	-
F AS 1601 72 04	2	-	-	-	-	3

WITH 2 FANS	TYPE AND NUMBER OF PRE-WIRED SOCKETS					
ART.	D	F	GB	I	CH	IL
F AS 1602 12 04	5	-	-	-	-	-
F AS 1602 22 04	2	3	-	-	-	-
F AS 1602 32 04	2	-	2	-	-	-
F AS 1602 42 04	2	-	-	3	-	-
F AS 1602 52 04	2	-	-	-	3	-
F AS 1602 72 04	2	-	-	-	-	3

STANDARD CS

717x635 mm

H 1660 mm

Complete with:
2 height adjustable shelves
1 retractable keyboard shelf
1 retractable shelf
1 pair of 100 mm H base plinths without facing piece



Facing piece for base plinths 100 mm H

WITH 1 FAN	TYPE AND NUMBER OF PRE-WIRED SOCKETS					
ART.	D	F	GB	I	CH	IL
F AS 1601 14 04	5	-	-	-	-	-
F AS 1601 24 04	2	3	-	-	-	-
F AS 1601 34 04	2	-	2	-	-	-
F AS 1601 44 04	2	-	-	3	-	-
F AS 1601 54 04	2	-	-	-	3	-
F AS 1601 74 04	2	-	-	-	-	3

WITH 2 FANS	TYPE AND NUMBER OF PRE-WIRED SOCKETS					
ART.	D	F	GB	I	CH	IL
F AS 1602 14 04	5	-	-	-	-	-
F AS 1602 24 04	2	3	-	-	-	-
F AS 1602 34 04	2	-	2	-	-	-
F AS 1602 44 04	2	-	-	3	-	-
F AS 1602 54 04	2	-	-	-	3	-
F AS 1602 74 04	2	-	-	-	-	3

H 1760 mm

Complete with:
2 height adjustable shelves
1 retractable keyboard shelf
1 retractable shelf
1 pair of 200 mm H base plinths without facing piece

Facing piece for base plinths 200 mm H

WITH 1 FAN	TYPE AND NUMBER OF PRE-WIRED SOCKETS					
ART.	D	F	GB	I	CH	IL
F AS 1601 15 04	5	-	-	-	-	-
F AS 1601 25 04	2	3	-	-	-	-
F AS 1601 35 04	2	-	2	-	-	-
F AS 1601 45 04	2	-	-	3	-	-
F AS 1601 55 04	2	-	-	-	3	-
F AS 1601 75 04	2	-	-	-	-	3

WITH 2 FANS	TYPE AND NUMBER OF PRE-WIRED SOCKETS					
ART.	D	F	GB	I	CH	IL
F AS 1602 15 04	5	-	-	-	-	-
F AS 1602 25 04	2	3	-	-	-	-
F AS 1602 35 04	2	-	2	-	-	-
F AS 1602 45 04	2	-	-	3	-	-
F AS 1602 55 04	2	-	-	-	3	-
F AS 1602 75 04	2	-	-	-	-	3

STANDARD CS 717x635 mm

cabinet moving on wheels

H 1690 mm

Complete with: 2 height adjustable shelves
1 keyboard shelf
1 extensible top
2 swivel wheels with brake and
2 fixed nylon wheels Ø 100 mm

WITH 1 FAN	TYPE AND NUMBER OF PRE-WIRED SOCKETS					
ART.	D	F	GB	I	CH	IL
F AS 1601 13 04	5	-	-	-	-	-
F AS 1601 23 04	2	3	-	-	-	-
F AS 1601 33 04	2	-	2	-	-	-
F AS 1601 43 04	2	-	-	3	-	-
F AS 1601 53 04	2	-	-	-	3	-
F AS 1601 73 04	2	-	-	-	-	3

WITH 2 FANS	TYPE AND NUMBER OF PRE-WIRED SOCKETS					
ART.	D	F	GB	I	CH	IL
F AS 1602 13 04	5	-	-	-	-	-
F AS 1602 23 04	2	3	-	-	-	-
F AS 1602 33 04	2	-	2	-	-	-
F AS 1602 43 04	2	-	-	3	-	-
F AS 1602 53 04	2	-	-	-	3	-
F AS 1602 73 04	2	-	-	-	-	3

APC

STANDARD CS

CONFIGURE YOUR CABINET

METAL COLOURS

RAL 7000	RAL 6011	RAL 5012	RAL 7035
.01	.02	.04	.08

EMPTY CABINET

ART.	kg		
F AS 1600 01 04	400	key	

Empty cabinet
Inside dimensions of the TOP compartment mm 690x600x580 H
Inside dimensions of the BOTTOM compartment mm 690x600x720 H
Overall dimensions mm 717x635x1560 H

Only Ø 100/125/150 mm wheels can be fitted to a computer cabinet.



SPARE PARTS

ART.		
R XAS 0002 99		Spare bar for pair of doors
R XDA 0002 07	C	Spare door handle

CABINET WITH OR WITHOUT SOCKETS

Cabinet capacity: 400 kg
Adjustable shelf capacity: 100 kg
Extensible shelf capacity: 50 kg

CABINET WITH NYLON WHEELS Ø100 mm

Cabinet capacity: 290 kg
Adjustable shelf capacity: 100 kg
Extensible shelf capacity: 25 kg*

*Attention: the load capacity may be increased by 100% if the cabinet already contains a 50 kg load.

ADJUSTABLE SHELF

ART.	Usable dimensions mm	kg	
F AS 2040 01 01	685x510	100	

Colour grey RAL 7000
Overall dimensions mm 690x595x35 H

kg CAPACITY CLOSING

RETRACTABLE KEYBOARD SHELF

ART.		kg
F AS 2350 00 01	620x510	50

Colour grey RAL 7000
Overall dimensions mm 650x585x25 H

RETRACTABLE SHELF

ART.		kg
F AS 2360 00 01	620x510	50

Colour grey RAL 7000
Overall dimensions mm 650x585x25 H

PAIR OF PLINTHS FOR TRANSPALLET 100 mm H

ART.	
F RR 1625 00 07	Plinths height
F RR 0645 00 07	Facing piece

Colour black RAL 9005.

PAIR OF PLINTHS 200 mm H

ART.	
F RR 1635 00 07	Plinths height
F RR 0645 01 07	Facing piece

Colour black RAL 9005.

Cable Length 3,5 m

ELECTRICAL SYSTEM

	TYPE AND NUMBER OF PRE-WIRED SOCKETS					
ART.	D	F	GB	I	CH	IL
F AS 4100 10 00	5	-	-	-	-	-
F AS 4100 20 00	2	3	-	-	-	-
F AS 4100 30 00	2	-	2	-	-	-
F AS 4100 40 00	2	-	-	3	-	-
F AS 4100 50 00	2	-	-	-	3	-
F AS 4100 70 00	2	-	-	-	-	3

The electrical system (protected by IP 30) is supplied with one 230V 10A circuit breaker, five 220-250V 10A 2P+E sockets and one 220-250V 16A 2P+E heavy-duty plug

STANDARD CS

PROFILE

ART.	
C ME 99 018	

1000 mm long 4-channel plastic cable duct

GRILLES

ART.	
F AS 3210 00 00	

External grille complete with dust filter

FAN

ART.	
F AS 3220 00 00	

220V wired fan complete with grilles and Schuko plug

HANDLE

ART.	
F AG 9300 00 07	

Colour black RAL 9005.

STANDARD RUBBER SWIVEL WHEEL WITH BRAKE

ART.	Ø mm	C mm	Capacity kg
C RG DAC12 125	125	155	100
C RG DAC13 150	150	180	115

STANDARD RUBBER SWIVEL WHEEL WITHOUT BRAKE

ART.	Ø mm	C mm	Capacity kg
C RG CAC12 125	125	155	100
C RG CAC13 150	150	180	115

STANDARD RUBBER FIXED WHEEL

ART.	Ø mm	C mm	Capacity kg
C RG BAC12 125	125	155	100
C RG BAC13 150	150	180	115

ELASTIC RUBBER SWIVEL WHEEL WITH BRAKE

ART.	Ø mm	C mm	Capacity kg
C RG DCE15 125	125	155	180

ELASTIC RUBBER FIXED WHEEL

ART.	Ø mm	C mm	Capacity kg
C RG BCE15 125	125	155	180

POLYURETHANE SWIVEL WHEEL WITH BRAKE

ART.	Ø mm	C mm	Capacity kg
C RN DDD31 125	125	155	180

POLYURETHANE FIXED WHEEL

ART.	Ø mm	C mm	Capacity kg
C RN BDD31 125	125	155	180



NON-MARKING RUBBER SWIVEL WHEEL WITH BRAKE

ART.	Ø mm	C mm	Capacity kg
C RG DPH22 125	125	155	100

NON-MARKING RUBBER SWIVEL WHEEL WITHOUT BRAKE

ART.	Ø mm	C mm	Capacity kg
C RG BPH22 125	125	155	100

NYLON SWIVEL WHEEL WITH BRAKE

ART.	Ø mm	C mm	Capacity kg
C RN DAD10 100	100	128	125
C RN DAD11 125	125	155	180

NYLON FIXED WHEEL

ART.	Ø mm	C mm	Capacity kg
C RN BAD10 100	100	128	125
C RN BAD11 125	125	155	180

To calculate the cabinet capacity, apply the formula: (**A**x3) - 85 kg

A = WHEEL CAPACITY

FIXING

MULTIPURPOSE SUPPORT

ART. F AS 2250 00 07

FLOOR FIXING SET

ART. F AG 9204 00 99

2 "HILTI" stud anchors suitable for non-cracked concrete floors ≥ class C20/25
Recommended traction of the plug: 2.9 kN
Anchor diameter: Ø 6 mm

MOBILE PC WORKSTATIONS

4 TYPES

10 COLOURS

MASTER CS

TECHNICAL SPECIFICATION

STANDARD MODULE

Safety locks for the drawer and the pair of hinged doors. Dimensions (mm): 791x598x1081 H.

Through hole for monitor or laptop power supply cable.

Electrical system with 4/5 outlets and with cutoff switch.

Compartment with option to add pull-out shelves and height-adjustable shelves, to accommodate hardware equipment and printers.
Usable Width: 663 mm
Usable height: 754 mm

2 fixed wheels and 2 swivel castors with ø 100 mm nylon brake

REAR VIEW

Air inlet hole with dust filter or cooling fan

Through hole for network cables and outlet hole for the electrical wiring system cable

DOOR MODULE

Security lock and polycarbonate glass.
Working dimensions: 655x215x465 mm H.

Possible addition of a monitor up to 27".
Inside dimensions of the top compartment: 710x215x530 mm H.

SHUTTER MODULE

Ideal for touch screens.
Usable dimensions: 710x215x530 mm H.

Security lock and plastic shutter with ergonomic handle

Extensible drawer with keyboard shelf
2 opening locking positions rear space for item storage

Usable dimensions: 655x465 mm H

THE MODULES WITH **DOOR** AND **SHUTTER** ARE DESIGNED TO LET THE MONITOR POWER CABLE THROUGH BY PROVIDING A GAP BETWEEN THE SUPPORT SHELF AND THE REAR WALL.

PERFORATED PANEL MODULE

WITH 3 EDGE TOP COVERED IN PVC

Made of sheet steel with holes for tool/Practibox hooks

MASTER CS

METAL COLOURS

GREY RAL 7000	GREEN RAL 6011	BLUE RAL 5012	GREY RAL 7035	GREY WHITE RAL 9002	RUBY RED RAL 3003	GENTIAN BLUE RAL 5010	PURE WHITE RAL 9010	ANTHRACITE GREY RAL 7016	BLUE CAPRI RAL 5019
.01	.02	.04	.08	.1F	.1G	.34	.35	.39	.48

PLASTIC parts colour range

DARK GREY
.M0

CABINET CAPACITY 100 kg

KEY LOCK (KEY)
The cylinder closure "C0" is supplied as standard in cabinets. "C1" or "C2" versions on request.

KEY

DRAWER CAPACITY

DRAWER EXTENSION

CABINET CLOSER

! ALL INDICATED LOAD CAPACITY VALUES ARE NET AND REFER TO EVENLY DISTRIBUTED WEIGHTS

H 1731 mm

door 775 mm H

ART.		kg		
F AS 1500 10 08	50-75-100	100-96-92%	key	

Standard cabinet with wheels complete with DOOR MODULE with polycarbonate glass, 1 drawer with keyboard shelf, 1 adjustable middle shelf, 1 extensible shelf
Overall dimensions mm791x598x1735 H

H 1731 mm

door 775 mm H

ART.		kg		
F AS 1500 20 08	50-75-100	100-96-92%	key	

Standard cabinet with wheels complete with SHUTTER MODULE,
1 drawer with keyboard shelf, 1 adjustable middle shelf, 1 extensible shelf
Overall dimensions mm 791x598x1735 H

H 1104 mm

door 775 mm H

ART.		kg		
F AS 1400 02 08	50-75-100	100-96-92%	key	

Standard cabinet with wheels, 1 drawer with keyboard shelf,
3-edge top shelf coated in PVC, 1 adjustable middle shelf,
1 extensible shelf
Overall dimensions mm 791x598x1104 H

H 1800 mm

door 775 mm H

ART.		kg		
F AS 1400 03 08	50-75-100	100-96-92%	key	

Standard cabinet with wheels complete with PERFORATED PANEL,
3-edge top shelf coated in PVC, 1 drawer with keyboard shelf,
1 adjustable middle shelf, 1 extensible shelf
Overall dimensions mm 791x598x1800 H

2 nylon fixed wheels Ø 100 mm
2 nylon swivel wheels with brake Ø 100 mm

ELECTRICAL SYSTEM AND FAN NOT INCLUDED

MODULES WITH POLYCARBONATE GLASS DOORS WITH SHUTTER AND PERFORATED PANEL ARE NOT INSTALLED ON STANDARD MODULES.
SUPPLIED AS STANDARD WITH FIXING MATERIAL.

MASTER CS

CONFIGURE YOUR CABINET

Drawer equipped with gray RAL 7035 painted top for keyboard.

STANDARD MODULE WITH WHEELS

ART.	kg		
F AS 1400 01 _ _	50-75-100	100-96-92%	key

CABINET WITH HINGED DOORS
Complete with 2 external grids with dust filter, plate with outlet holes for network cables and electrical system cables, side handle, drawer with keyboard shelf, top hole with black plastic cable guide, pair of plates with 2 nylon fixed wheels and 2 nylon swivel wheels with brake Ø 100 mm.
Overall dimensions mm 791x598x1081 H
Usable dimensions: 663x754 mm H

FLEXIBLE EXTENSIBLE SHELVES

ART.	Usable dim.mm	Front H mm	kg	
M 32 C057 01 10 0F _ _	600x447	70	50 - 75 - 100	100% - 96% - 92%

ADJUSTABLE SHELF

ART.	Usable dim.mm	Total H mm	kg
M 32 PR25 00 00 01 _ _	657x478	60	150

MODULES DOORS WITH POLYCARBONATE GLASS WITH SHUTTER AND PERFORATED PANEL DO NOT BE MOUNTED TO THE STANDARD MODULE. SUPPLIED SERIES WITH FIXING MATERIAL.

kg CAPACITY EXTENSION CLOSING

SHUTTER MODULE

ART.		
F AS 1450 20 _ _	key	

Dimensions: 710x215x530 mm H

Usable dimensions: 655x215x465 mm H

Including with screws for fixing to the standard module

DOOR MODULE WITH POLYCARBONATE GLASS

ART.		
F AS 1450 10 _ _	key	

Dimensions: 710x215x530 mm H

Usable dimensions: 655x215x465 mm H

Including with screws for fixing to the standard module

THE MODULES WITH DOOR AND SHUTTER CAN BE USED INDEPENDENTLY ON WORK BENCHES OR WORK STATIONS.

PERFORATED PANEL

ART.		dim. mm	
M 30 PA71 00 00 00 _ _		708x65x718 H	

ART. M 00 PA71 00 00 F1 00
DRILLED TOP SHELF WITH 3/4 EDGES FOR PERFORATED PANEL FIXING - INCLUDING SCREWS

3-EDGE TOP SHELF

ART.	dim. mm	
M 32 T023 AG 00 31 07	714x573x23 H	

PVC coated shelf. Colour black

ART. M 00 T023 AG 00 F1 00
3-EDGE DRILLING FOR CABLE PASSAGE

MASTER CS

Cable length 2 m
Complete with spare plate
galvanised finish

MULTIPLE MOBILE SOCKET, 4 UNIVERSAL SOCKETS, MAX POWER 3680 W

ART.
F AS 4000 01 00

MULTIPLE MOBILE SOCKET 2P + E 16 A 250 V ~

- 4 universal sockets max power 3680 W for:
  European plugs 2P 2.5 A
  Italian standard plugs 2P and 2P + E 10 A and 16 A
  German standard plugs 2P + E 16 A
  American standard 2P plugs with flat prongs 15 A 125 V non-polarised
- 2 m of 3G 1 mm cable and plug 2P+T 16 A 250 V ~ German standard (Schuko)

note: no grounding connection on the 2P + E 16 A 250 V ~ French standard

REGULATORY COMPLIANCE

Standard CEI 23-124

Cable length 3,5 m
Complete with spare plate
galvanised finish

5 OUTLET MULTIPLE MOBILE SOCKET

	TYPE AND NUMBER OF WIRED SOCKETS					
ART.	D	F	GB	I	CH	IL
F AS 4100 11 00	5	-	-	-	-	-
F AS 4100 21 00	2	3	-	-	-	-
F AS 4100 31 00	2	-	2	-	-	-
F AS 4100 41 00	2	-	-	3	-	-
F AS 4100 51 00	2	-	-	-	3	-
F AS 4100 71 00	2	-	-	-	-	3

MULTIPLE MOBILE SOCKET 220-250V ~ 10A 2P+E:

- 230V~ 10A magnetothermal cutoff switch
- 5 220-250V~ 10A 2P+E sockets (see table)
- 1 220-250V~ 16A 2P+E industrial plug
  DEGREE OF PROTECTION IP 30

REGULATORY COMPLIANCE

Standard CEI EN 60204-1:

- equipotential protection circuit continuity applied voltage
- insulation resistance

ACCESSORIES

SPARE PLATE GALVANISED

ART.	dim. mm
F AS 3021 00 99	550x10x67 H

FAN

ART.
F AS 3220 01 00

220V fan wired without grid with Schuko plug

PROFILE

ART.
F AS 4000 PC 07

4-way plastic cable guide, 1000 mm long

HELP YOUR COMPANY BY PROTECTING THE ENVIRONMENT

ENVIRONMENT

ENVIRONMENT

SAFETY CABINETS FOR PAINTS, SOLVENTS, PESTICIDES AND FERTILIZERS

- With large ventilation vents and internal flame arrestor mesh
- Bottom spill tray for routine cleaning
- Perforated shelves to allow any liquids to drain
- Electrical continuity and external hazard stickers in accordance with relevant standards

H 2008 mm

H 1008 mm

- **ART. F AA 1620 01 30**
  SAFETY CABINET FOR PAINTS AND SOLVENTS

- **ART. F AA 1612 01 02**
  SAFETY CABINET FOR PESTICIDES AND FERTILIZERS

METAL COLOURS



YELLOW RAL 1004 .30



GREEN RAL 6011 .02

CYLINDER LOCK (KEY)
SUPPLIED STANDARD WITH CYLINDER LOCK AND TWO KEYS

KEY

SHELF CAPACITY

CAPACITY LITRES

CABINET CLOSURE

! ALL INDICATED LOAD CAPACITY VALUES ARE NET AND REFER TO EVENLY DISTRIBUTED WEIGHTS

1039x555 mm

H 2008 mm

ART.	kg	L		
F AA 1620 01 30	100	47	key	

COMPLIANT WITH ITALIAN OCCUPATIONAL HEALTH AND SAFETY LEGISLATIVE DECREE 81/2008
4 adjustable perforated shelves ART. F AC 2530 01 99
bottom collecting tray

H 1008 mm

ART.	kg	L		
F AA 1610 01 30	100	47	key	

COMPLIANT WITH ITALIAN OCCUPATIONAL HEALTH AND SAFETY LEGISLATIVE DECREE 81/2008
2 adjustable perforated shelves ART. F AC 2530 01 99
bottom collecting tray

H 2008 mm

ART.	kg	L		
F AA 1622 01 02	100	47	key	

IN COMPLIANCE WITH THE ITALIAN PRESIDENTIAL DECREE (DPR) 290/01
4 adjustable perforated shelves ART. F AC 2530 01 99
bottom collecting tray

H 1008 mm

ART.	kg	L		
F AA 1612 01 02	100	47	key	

IN COMPLIANCE WITH THE ITALIAN PRESIDENTIAL DECREE (DPR) 290/01
2 adjustable perforated shelves ART. F AC 2530 01 99
bottom collecting tray

ADJUSTABLE PERFORATED SHELF
ART. F AC 2530 01 99 - dim. mm 995x500x35 H
complete with 1 set with 4 hooks

OIL COLLECTION TANK
ART. F AC 7900 00 99 - dim. mm 958x527x99 H
tank capacity 47 litres

ENVIRONMENT

ENVIRONMENT- FRIENDLY DRUM AND TANK SUPPORTS

Ecological spill containment pallets compliant with current environmental protection legislation, such as that covering the safe management of situations at risk and the protection of the soil, ground and aquifers. To prevent accidental fluid spills in the event of leaks or failures, the removable grating on which the drums stand allows the contents to flow into the containment tank below. The bottom is shaped to allow handling using a forklift or pallet trolley. These spill containment pallets must be placed on flat, protected surfaces in the event of weather conditions which may interfere with their normal operation.

TANKS WITHOUT WALLS

ART.	dim.mm	amount of drums	L
F ML 0810 00 54	960x960x332 H	1	200
F ML 0820 00 54	1355x875x332 H	2	250
F ML 0830 00 54	1355x1255x290 H	4	300
F ML 0820 01 54	1355+1355x875x332 H	4	500
F ML 0830 01 54	1355+1355x1255x290 H	8	600

Ecological drum collection tray with zinc coated grill and support desigend for transport with fork trucks

SPILL PALLET COMPLIANT WITH ITALIAN ENVIRONMENT LAW 152/2006

54
GALVANISED + RAL5012

KEY

CAPACITY LITRES

Ø WHEELS

! ALL INDICATED LOAD CAPACITY VALUES ARE NET AND REFER TO EVENLY DISTRIBUTED WEIGHTS

DRUM PALLET TROLLEY

ART.	dim.mm	amount of drums	L	
F ML 0840 00 54	1425x875x1155 H	2	320	125 mm

With 2 fixed wheels and 2 swivel castors with Ø 125 mm standard rubber brake

54
GALVANISED + RAL5012

ART.	dim.mm	amount of drums	L	
F ML 0840 01 54	1425x880x1155 H	1	320	125 mm

With 2 fixed wheels and 2 swivel castors with Ø 125 mm standard rubber brake
With support

54
GALVANISED + RAL5012

ART.	dim.mm	amount of drums	L	
F AX 407000 2000 54	940x1010x1160 H	1	320	125 mm

With 2 fixed wheels and 2 swivel castors with Ø 125 mm standard rubber brake

54
GALVANISED + RAL5012

CIRCULAR BASE FOR DRUMS

ART.	dim.mm
F AX 407001 0000 04	620x620

04
RAL 5012

Circular base for 200 litre drums

ART.	dim.mm
F ML 0850 12 04	1420x670x760 H

Drum capacity 2x200 litres stackable,
for tank F ML 0830 00 54

04
RAL 5012

ART.	dim.mm
F ML 0850 13 04	1420x670x760 H

Drum capacity 3x60 litres stackable,
for tank F ML 0830 00 54

04
RAL 5012

ART.	dim.mm
F ML 0860 02 04	1360x600x400 H

Drum capacity 2x200 litres not stackable,
for tank F ML 0830 00 54

04
RAL 5012

ART.	dim.mm
F ML 0860 03 04	1360x600x400 H

Drum capacity 3x60 litres not stackable,
for tank F ML 0830 00 54

04
RAL 5012

ART.	dim.mm
F ML 0860 01 04	880x600x400 H

Drum capacity 1x200 litres not stackable,
for tank F ML 0820 00 54

04
RAL 5012

Including:
1 ART. F ML 0830 00 54 RAL5012 + GALVANISED
1 ART. F ML 0850 12 04 RAL5012
1 ART. F ML 0850 13 04 RAL5012

STACKABLE SUPPORT FOR DRUMS

ART.	dim.mm
F AX 409000 4000 99	1258x1050x340 H

Galvanised finish
For tank F ML 0830 00 54,
stackable, suitable for forklift handling and palletising

STEEL SPILL CONTAINMENT PALLET FOR TANK

Spill containment pallet for 1000 litre containers. 100 mm above the ground, with forklift truck or pallet truck fork brackets.

ART.	dim.mm	amount of tanks	L	stand
F AX VDRHV0 0000 54	1350x1500x640 H	1	1000	-

54
GALVANISED + RAL5012

ART.	dim.mm	amount of tanks	L	stand
F AX VDRG10 00V0 54	1350x1500x1100 H	1	1000	YES

54
GALVANISED + RAL5012

ART.	dim.mm	amount of tanks	L	stand
F AX 402085 0000 54	2680x1350x400 H	2	1000	-

54
GALVANISED + RAL5012

STAND

ART.	dim.mm
F AX VDRT10 00T0 04	1350x1256x485 H

TANK SUPPORT STAND WITHOUT GRILLE for:
F AX 402085 0000 54, F AX 402085 0A00 54,
F AX 402085 0ATA 54, F AX VDRHV0 0000 54

04
RAL 5012

TANK

ART.	dim.mm
F AX PACK13 UN00 00	1200x1000x1147 H

Plastic tank with metal grille, capacity 1000 litre

PRACTICAL AND SAFE OIL STORAGE CABINET

MASTER FO

TECHNICAL SPECIFICATION

Designed for recovering and storing oil cans, our oil storage cabinets, complete with hinged doors, are a practical solution to organise liquids products.
The liquid collection tanks are designed to be watertight and resistant to corrosion in both the galvanised and the painted versions. Available in different configurations with telescopic extension shelves with 200 kg capacity or fixed, height adjustable shelves.

HINGED DOORS

Hinged doors are made of sturdy, specially shaped steel sheet, with a footprint depth of 25 mm. The 3-point closure ensures high security against break-ins. Available with cylinder locks with two keys.

OIL RECOVERY TANK

The collection tank is made of galvanised sheet steel with a 10/10 thickness and is watertight; it is used to collect any dripping at the end of oil drawing or in case of can breaks. It runs on "L" shaped guides fixed to the uprights on the sides of the cabinet.

EXTERNAL OIL TANK

The external oil safety tank has a capacity of 77 litres and it is watertight. It raises the cabinet off the floor by 150 mm and is the most complete, safest solution in case of oil can breaks and multiple oil leaks.

SHELVES

- Steel sheet shelves, total height 60 mm, adjustable in height in steps of 25 mm, capacity 150 kg.

- Telescopic retractable shelves, with a capacity of 200 kg, with an internal galvanised steel sheet surface with a drain to preserve the painted bottom.

MASTER FO

METAL COLOURS

GREY RAL 7000 .01	GREEN RAL 6011 .02
BLUE RAL 5012 .04	GREY RAL 7035 .08
GREY WHITE RAL 9002 .1F	RUBY RED RAL 3003 .1G
GENTIAN BLUE RAL 5010 .34	PURE WHITE RAL 9010 .35
ANTHRACITE GREY RAL 7016 .39	BLUE CAPRI RAL 5019 .48

H 1650 mm

• ART. M 33 A150 C0 30 SN 04

PLASTIC parts colour range (caps)

DARK GREY .M0

KEY LOCK (KEY)
The cylinder closure "C0" is supplied as standard in cabinets. "C1" or "C2" versions on request.

ART. F AG 9200 00 99
Pair of zinc-plated brackets for cabinet floor fixing

ART. F AG 9204 00 99
2 "HILTI" stud anchors suitable for non-cracked concrete floors ≥ class C20/25
Recommended anchor strength: 2.9 KN
Anchor diameter: Ø 6 mm

THE CABINET WITH SAFETY TANK **77 LITRES** ARE SUPPLIED WITH GROUND BRACKETS (ANCHORS NOT INCLUDED)

KEY

EXTENSIBLE SHELF CAPACITY

CABINET CAPACITY LITRES

CABINET CLOSURE

! ALL INDICATED LOAD CAPACITY VALUES ARE NET AND REFER TO EVENLY DISTRIBUTED WEIGHTS

714x751 mm

H 1500 mm

ART.	kg	L	
M 33 A150 C0 30 RG 04	200	120	key

Cabinet complete with:
2 telescopic retractable shelves 100%,
4 plastic cans capacity 25 litres, 5 plastic cans capacity 10 litres,
1 retractable safety tank for oil capacity 40 litres
- Total useful capacity of the cabinet: 150 litres
- Capacity of safety tank for oil: 40 litres

H 1650 mm

ART.	kg	L	
M 33 A150 C0 30 RH 04	200	150	key

Cabinet complete with:
2 telescopic retractable shelves 100%,
4 plastic cans capacity 25 litres, 5 plastic cans capacity 10 litres,
1 retractable safety tank for oil capacity 40 litres, 1 safety tank for oil capacity 77 litres, 2 plugs for tank
- Total useful capacity of the cabinet: 150 litres
- Total capacity of safety tank for oil: 117 litres

H 1500 mm

ART.	kg	L	
M 33 A150 C0 30 RK 04	200	120	key

Cabinet complete with:
2 telescopic retractable shelves 100%,
8 plastic cans capacity 25 litres,
1 retractable safety tank for oil capacity 40 litres
- Total useful capacity of the cabinet: 120 litres
- Capacity of safety tank for oil: 40 litres

H 1650 mm

ART.	kg	L	
M 33 A150 C0 30 RL 04	200	200	key

Cabinet complete with:
2 telescopic retractable shelves 100%,
8 plastic cans capacity 25 litres,
1 retractable safety tank for oil capacity 40 litres, 1 safety tank for oil capacity 77 litres 2 plugs for tank
- Total useful capacity of the cabinet: 200 litres
- Total capacity of safety tank for oil: 117 litres

MASTER FO 714x751 mm

H 1500 mm

ART.	kg	L	key
M 33 A150 C0 30 RM 04	200	120	key

Cabinet complete with:
3 telescopic retractable shelves 100%,
4 plastic cans capacity 25 litres, 10 plastic cans capacity 10 litres,
1 retractable safety tank for oil capacity 40 litres
- Total useful capacity of the cabinet: 120 litres
- Capacity of safety tank for oil: 40 litres

H 1650 mm

ART.	kg	L	key
M 33 A150 C0 30 SN 04	200	200	key

Cabinet complete with:
3 telescopic retractable shelves 100%,
4 plastic cans capacity 25 litres, 10 plastic cans capacity 10 litres,
1 retractable safety tank for oil capacity 40 litres, 1 safety tank for oil capacity 77 litres, 2 plugs for tank
- Total useful capacity of the cabinet: 200 litres
- Total capacity of safety tank for oil: 117 litres

H 1500 mm

ART.	kg	L	key
M 33 A150 C0 30 SP 04	200	120	key

Cabinet complete with:
2 telescopic retractable shelves 100%,
4 plastic cans capacity 25 litres, 5 plastic cans capacity 10 litres,
1 height-adjustable shelf capacity 150 kg - depth 618 mm
1 retractable safety tank for oil capacity 40 litres
- Total useful capacity of the cabinet: 120 litres
- Capacity of safety tank for oil: 40 litres

H 1650 mm

ART.	kg	L	key
M 33 A150 C0 30 SQ 04	200	150	key

Cabinet complete with:
2 telescopic retractable shelves 100%,
4 plastic cans capacity 25 litres, 5 plastic cans capacity 10 litres,
1 height-adjustable shelf capacity 150 kg - depth 618 mm
1 retractable safety tank for oil capacity 40 litres, 1 safety tank for oil capacity 77 litres, 2 plugs for tank
- Total useful capacity of the cabinet: 150 litres
- Total capacity of safety tank for oil: 117 litres

kg CAPACITY L LITRES CLOSURE

SPACE OPTIMISATION

SAFE HANDLING

SAFETY

CLEANING

VISIBILITY

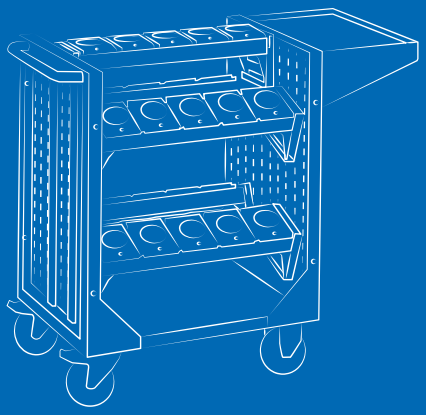

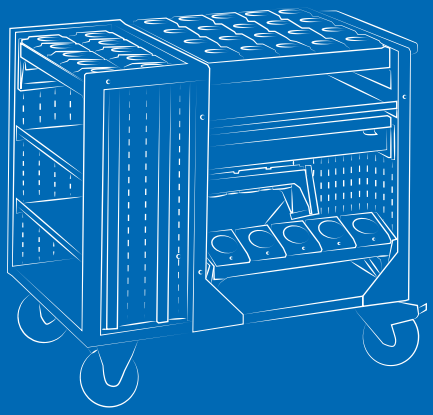



NC COMBI – PERFOM

Organisation, protection, safety and handling for NC tools: NC Combi trolleys and NC Perfom cabinets, available in a number of different solutions, adequately respond to the logistic requirements of CNC centers.

COLOURS

4 colours for the metal part

RAL 7000	RAL 6011	RAL 5012	RAL 7035

TOOL HOLDERS

Made of ABS, resistant to impacts and mineral oils, they are fixed to the frame with screws to improve solidity during spindle handling. Available in different versions to accommodate a wide range of commercially available tools.



FRAMES

The tool holder frames are fully welded and can be placed inside drawers, with height adjustment supports, or installed inside the cabinets or trolleys in a hanging arrangement. The lateral and central supports that make up the rows are polished and allow the bushes to be positioned at any point on the frame.

DRAWERS

Drawers are supplied with 87% plain extensibility and 100% telescopic extensibility on high-strength ball bearings. They are suitable for accommodating tool holder frames by means of a pair of supports to be fixed on the perforated bottom.

The frames are adjustable in height and can be installed horizontally/at an angle.

WHEELS

STANDARD RUBBER WHEELS

NON-MARKING RUBBER WHEELS

ELASTIC RUBBER WHEELS

POLYURETHANE WHEELS

NYLON WHEELS

WE PRESERVE YOUR TOOLS IN TIME

HINGED DOOR

SLIDING DOOR

ROLLER SHUTTER

! ALL INDICATED LOAD CAPACITY VALUES ARE NET AND REFER TO EVENLY DISTRIBUTED WEIGHTS

TOOL STAND

ART. F NC 2010 00 04

Dim. mm 565x450x350 H
WITHOUT TOOL HOLDERS

METAL COLOURS

RAL 7000	RAL 6011	RAL 5012	RAL 7035
.01	.02	.04	.08

ART.	Tool holder type	Q.ty tool holder for frame
F NC 9510 00 03	ISO 30	24
F NC 9530 00 03	ISO 40	24
F NC 9540 00 03	ISO 45	18
F NC 9550 00 03	ISO 50	15
F NC 9560 00 03	VDI 30	24
F NC 9570 00 03	VDI 40	18
F NC 9580 00 03	VDI 50	18
F NC 9590 00 03	VDI 60	15
F NC 9720 00 03	MORSE TAPER 2	24
F NC 9730 00 03	MORSE TAPER 3	24
F NC 9740 00 03	MORSE TAPER 4	24
F NC 9750 00 03	MORSE TAPER 5	18
F NC 9270 00 03	CAPTO C3	24
F NC 9275 00 03	CAPTO C4	18
F NC 9280 00 03	CAPTO C5	18

ART.	Tool holder type	Q.ty tool holder for frame
F NC 9285 00 03	CAPTO C6	18
F NC 9290 00 03	CAPTO C8	15
F NC 9210 00 03	HSK A32-B40	24
F NC 9220 00 03	HSK A40-B50	24
F NC 9230 00 03	HSK A50-B63	18
F NC 9240 00 03	HSK A63-B80	18
F NC 9250 00 03	HSK A80-B100	15
F NC 9260 00 03	HSK A100-B125	15
F NC 9640 00 03	2"	18
F NC 9650 00 03	2" 1/4	15
F NC 9010 00 03	58 mm	27
F NC 9020 00 03	65 mm	24
F NC 9030 00 03	75 mm	21
F NC 9040 00 03	87 mm	18
F NC 9050 00 03	105 mm	15

TOOL HOLDERS

TOOL HOLDER ISO 30



ART.	Package of	Dim. mm
F NC 9510 00 03	1 pc	65x138x48 H
F NC 9510 01 03	10 pcs	65x138x48 H

TOOL HOLDER ISO 40



ART.	Package of	Dim. mm
F NC 9530 00 03	1 pc	65x138x63 H
F NC 9530 01 03	10 pcs	65x138x63 H

TOOL HOLDER ISO 45



ART.	Package of	Dim. mm
F NC 9540 00 03	1 pc	83x138x63 H
F NC 9540 01 03	10 pcs	83x138x63 H

TOOL HOLDER ISO 50



ART.	Package of	Dim. mm
F NC 9550 00 03	1 pc	101x138x63 H
F NC 9550 01 03	10 pcs	101x138x63 H

TOOL HOLDER VDI 30

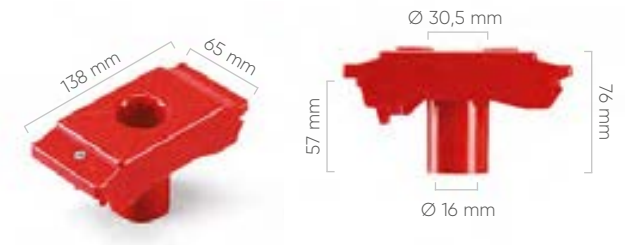

ART.	Package of	Dim. mm
F NC 9560 00 03	1 pc	65x138x76 H
F NC 9560 01 03	24 pcs	65x138x76 H

TOOL HOLDER VDI 40

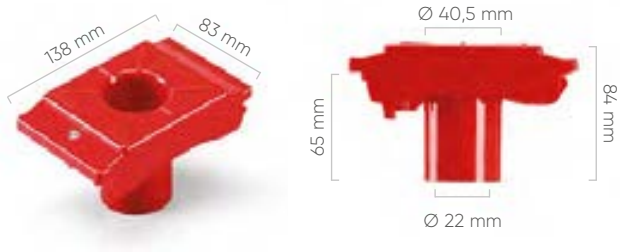

ART.	Package of	Dim. mm
F NC 9570 00 03	1 pc	83x138x84 H
F NC 9570 01 03	24 pcs	83x138x84 H

TOOL HOLDERS

TOOL HOLDER VDI 50

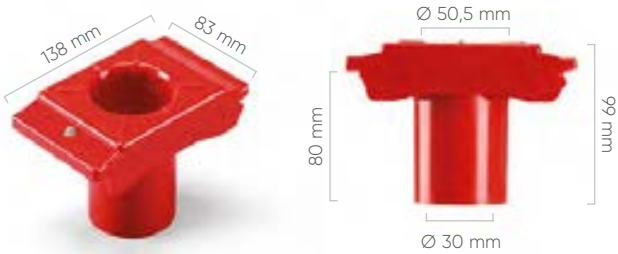

ART.	Package of	Dim. mm
F NC 9580 00 03	1 pc	83x138x99 H
F NC 9580 01 03	16 pcs	83x138x99 H

TOOL HOLDER VDI 60

ART.	Package of	Dim. mm
F NC 9590 00 03	1 pc	101x138x114 H
F NC 9590 01 03	16 pcs	101x138x114 H

TOOL HOLDER 2"



ART.	Package of	Dim. mm
F NC 9640 00 03	1 pc	83x138x99 H
F NC 9640 01 03	24 pcs	83x138x99 H

TOOL HOLDER 2" 1/4



ART.	Package of	Dim. mm
F NC 9650 00 03	1 pc	101x138x114 H
F NC 9650 01 03	16 pcs	101x138x114 H

TOOL HOLDER MORSE TAPER 2



ART.	Package of	Dim. mm
F NC 9720 00 03	1 pc	64x138x50 H
F NC 9720 01 03	4 pcs	64x138x50 H

TOOL HOLDER MORSE TAPER 3



ART.	Package of	Dim. mm
F NC 9730 00 03	1 pc	64x138x50 H
F NC 9730 01 03	4 pcs	64x138x50 H

TOOL HOLDER MORSE TAPER 4



ART.	Package of	Dim. mm
F NC 9740 00 03	1 pc	64x138x50 H
F NC 9740 01 03	4 pcs	64x138x50 H

TOOL HOLDER MORSE TAPER 5



ART.	Package of	Dim. mm
F NC 9750 00 03	1 pc	82x138x50 H
F NC 9750 01 03	4 pcs	82x138x50 H

TOOL HOLDER CAPTO C3



ART.	Package of	Dim. mm
F NC 9270 00 03	1 pc	64x138x40 H
F NC 9270 01 03	10 pcs	64x138x40 H

TOOL HOLDER CAPTO C4



ART.	Package of	Dim. mm
F NC 9275 00 03	1 pc	82x138x40 H
F NC 9275 01 03	10 pcs	82x138x40 H

TOOL HOLDER CAPTO C5



ART.	Package of	Dim. mm
F NC 9280 00 03	1 pc	82x138x40 H
F NC 9280 01 03	10 pcs	82x138x40 H

TOOL HOLDER CAPTO C6



ART.	Package of	Dim. mm
F NC 9285 00 03	1 pc	82x138x40 H
F NC 9285 01 03	10 pcs	82x138x40 H

TOOL HOLDER CAPTO C8



ART.	Package of	Dim. mm
F NC 9290 00 03	1 pz	106x138x40 H
F NC 9290 01 03	10 pcs	106x138x40 H

TOOL HOLDERS

TOOL HOLDER HSK A32-B40



ART.	Package of	Dim. mm
F NC 9210 00 03	1 pc	64x138x30 H
F NC 9210 01 03	10 pcs	64x138x30 H

TOOL HOLDER HSK A40-B50



ART.	Package of	Dim. mm
F NC 9220 00 03	1 pc	64x138x30 H
F NC 9220 01 03	10 pcs	64x138x30 H

TOOL HOLDER HSK A50-B63

ART.	Package of	Dim. mm
F NC 9230 00 03	1 pc	82x138x30 H
F NC 9230 01 03	10 pcs	82x138x30 H

TOOL HOLDER HSK A63-B80



ART.	Package of	Dim. mm
F NC 9240 00 03	1 pc	82x138x30 H
F NC 9240 01 03	10 pcs	82x138x30 H

TOOL HOLDER HSK A80-B100



ART.	Package of	Dim. mm
F NC 9250 00 03	1 pc	106x138x30 H
F NC 9250 01 03	10 pcs	106x138x30 H

TOOL HOLDER HSK A100-B125

ART.	Package of	Dim. mm
F NC 9260 00 03	1 pc	106x138x30 H
F NC 9260 01 03	10 pcs	106x138x30 H

TOOL HOLDER 58 mm



ART.	Package of	Dim. mm
F NC 9010 00 03	1 pc	58x138x20 H
F NC 9010 01 03	10 pcs	58x138x20 H

TOOL HOLDER 65 mm



ART.	Package of	Dim. mm
F NC 9020 00 03	1 pc	65x138x20 H
F NC 9020 01 03	10 pcs	65x138x20 H

TOOL HOLDER 75 mm



ART.	Package of	Dim. mm
F NC 9030 00 03	1 pc	75x138x20 H
F NC 9030 01 03	10 pcs	75x138x20 H

TOOL HOLDER 87 mm



ART.	Package of	Dim. mm
F NC 9040 00 03	1 pc	87x138x20 H
F NC 9040 01 03	10 pcs	87x138x20 H

TOOL HOLDER 105 mm

ART.	Package of	Dim. mm
F NC 9050 00 03	1 pc	105x138x20 H
F NC 9050 01 03	10 pcs	105x138x20 H

NC COMBI 102 1064x512 mm

- **ART. F CN F100 10 51**
  H = 890 mm
  Pair of side protections and tool holders not included

METAL COLOURS

GREY RAL 7000	GREEN RAL 6011	BLUE RAL 5012 + GREY RAL 7000	GREY RAL 7035 + GREY RAL 7000
.01	.02	.51	.56

KEY

K9 TROLLEY CAPACITY

! ALL INDICATED LOAD CAPACITY VALUES ARE NET AND REFER TO EVENLY DISTRIBUTED WEIGHTS

PAIR OF SIDE PROTECTIONS

ART.	Dim. mm
F CN 5710 00 30	690x270 H

FOR TROLLEYS F CN F100
COLOUR YELLOW RAL 1004

H 890 mm

ART.	kg
F CN F100 01 51	500

1 tool holder frame 3-rows ART. F NC 5120 00 01
1 pair of carriers ART. F NC 5620 00 01
4 tool holder frames 1-row ART. F NC 5020 00 01
4 pair of angled carriers ART. F NC 5711 00 99
1 shelf ART. F CN 5510 00 04
1 rubber mat ART. F CN 5210 00 07

H 890 mm

ART.	kg
F CN F100 10 51	500

1 tool holder frame 3-rows ART. F NC 5120 00 01
1 pair of carriers ART. F NC 5620 00 01
2 tool holder frames 1-row ART. F NC 5020 00 01
2 pair of angled carriers ART. F NC 5711 00 99
1 shelf ART. F CN 5510 00 04
1 rubber mat ART. F CN 5210 00 07

H 890 mm

ART.	kg
F CN F100 07 51	500

4 tool holder frames 1-row ART. F NC 5020 00 01
4 pair of angled carriers ART. F NC 5711 00 99
1 shelf ART. F CN 5510 00 04
1 rubber mat ART. F CN 5210 00 07

H 890 mm

ART.	kg
F CN F100 11 51	500

5 tool holder frames 1-row ART. F NC 5020 00 01
4 pair of angled carriers ART. F NC 5711 00 99
1 pair of horizontal carriers ART. F NC 5710 00 99
1 shelf ART. F CN 5510 00 04
1 rubber mat ART. F CN 5210 00 07

2 nylon swivel wheels with brakes Ø 125 mm
2 nylon fixed wheels Ø 125 mm

TOOL HOLDERS NOT INCLUDED

NC COMBI 104 1073x685 mm

H 935 mm

ART.	kg
F CN K600 10 51	840

1 tool holder frame 4-rows ART. F NC 5220 00 01
1 pair of carriers ART. F NC 5640 00 01
6 tool holder frames 1-row ART. F NC 5020 00 01
4 pair of angled carriers ART. F NC 5711 00 99
2 pair of horizontal carriers ART. F NC 5710 00 99

H 935 mm

ART.	kg
F CN K600 09 51	840

1 tool holder frame 4-rows ART. F NC 5220 00 01
1 pair of carriers ART. F NC 5640 00 01
5 tool holder frames 1-row ART. F NC 5020 00 01
5 pair of angled carriers ART. F NC 5711 00 99
1 adjustable shelf ART. F CN 5100 00 01
1 rubber mat ART. F CN 5220 00 07

H 935 mm

ART.	kg
F CN K600 06 51	840

1 tool holder frame 4-rows ART. F NC 5220 00 01
1 pair of carriers ART. F NC 5640 00 01
4 tool holder frames 1-row ART. F NC 5020 00 01
2 pair of angled carriers ART. F NC 5711 00 99
2 pair of horizontal carriers ART. F NC 5710 00 99
1 adjustable shelf ART. F CN 5120 00 01
1 rubber mat ART. F CN 5240 00 07
2 adjustable shelves ART. F CN 5100 00 01
2 rubber mat ART. F CN 5220 00 07
1 empty drawer ART. F NC 8610 00 01

2 nylon swivel wheels with brakes Ø 160 mm
2 nylon fixed wheels Ø 160 mm

TOOL HOLDERS NOT INCLUDED

kg TROLLEY CAPACITY

ART.	TOOL holder type	Q.ty tool holders for frame F NC 5020	Q.ty tool holders for frame F NC 5120	Q.ty tool holders for frame F NC 5220
F NC 9510 00 03	ISO 30	8	24	32
F NC 9530 00 03	ISO 40	8	24	32
F NC 9540 00 03	ISO 45	6	18	24
F NC 9550 00 03	ISO 50	5	15	20
F NC 9560 00 03	VDI 30	8	24	32
F NC 9570 00 03	VDI 40	6	18	24
F NC 9580 00 03	VDI 50	6	18	24
F NC 9590 00 03	VDI 60	5	15	20
F NC 9720 00 03	MORSE TAPER 2	8	24	32
F NC 9730 00 03	MORSE TAPER 3	8	24	32
F NC 9740 00 03	MORSE TAPER 4	8	24	32
F NC 9750 00 03	MORSE TAPER 5	6	18	24
F NC 9270 00 03	CAPTO C3	8	24	32
F NC 9275 00 03	CAPTO C4	6	18	24
F NC 9280 00 03	CAPTO C5	6	18	24
F NC 9285 00 03	CAPTO C6	6	18	24
F NC 9290 00 03	CAPTO C8	5	15	20
F NC 9210 00 03	HSK A32-B40	8	24	32
F NC 9220 00 03	HSK A40-B50	8	24	32
F NC 9230 00 03	HSK A50-B63	6	18	24
F NC 9240 00 03	HSK A63-B80	6	18	24
F NC 9250 00 03	HSK A80-B100	5	15	20
F NC 9260 00 03	HSK A100-B125	5	15	20
F NC 9640 00 03	2"	6	18	24
F NC 9650 00 03	2" 1/4	5	15	20
F NC 9010 00 03	58 mm	9	27	36
F NC 9020 00 03	65 mm	8	24	32
F NC 9030 00 03	75 mm	7	21	28
F NC 9040 00 03	87 mm	6	18	24
F NC 9050 00 03	105 mm	5	15	20

NC COMBI 102

CONFIGURE YOUR TROLLEY

METAL COLOURS

01 RAL 7000 | 02 RAL 6011 | 04 RAL 5012 | 08 RAL 7035

TROLLEY WITH WHEELS

ART.	kg	Dim. mm
F CN F100 00 04	500	758x512x890 H

TROLLEY WITHOUT WHEELS

ART.	kg	Dim. mm
F CN 0100 00 04	-	758x512x730 H

1

RUBBER MAT FOR SHELF

ART.	Dim. mm
F CN 5210 00 07	485x300

2

SHELF

ART.	Dim. mm
F CN 5510 00 04	490x300x170 H

3

RUBBER MAT FOR SHELF

ART.	Dim. mm
F CN 5220 00 07	595x295

4

HEIGHT ADJUSTABLE SHELF

ART.	kg	Dim. mm
F CN 5100 00 01	30	600x300x42 H

COLOUR GREY RAL 7000

5

RUBBER MAT FOR ADJUSTABLE SHELF

ART.	Dim. mm
F CN 5230 00 07	595x455

6

HEIGHT ADJUSTABLE SHELF

ART.	kg	Dim. mm
F CN 5110 00 01	30	600x460x42 H

COLOUR GREY RAL 7000

7

RUBBER MAT FOR BOTTOM SHELF

ART.	Dim. mm
F CN 5250 00 07	595x495

8

PAIR OF SIDE PROTECTIONS

ART.	Dim. mm
F CN 5710 00 30	690x270 H

COLOUR YELLOW RAL 1004

kg CAPACITY

TOOL HOLDER FRAME

ART.	kg	Dim. mm
F NC 5020 00 01	50	584x140x146 H

COLOUR GREY RAL 7000

PAIR OF GALVANISED HANDLES

ART.
F NC 5005 00 99

FOR TOOL HOLDER FRAME ART. F NC 5020 00 01

PAIR OF GALVANISED TOOL HOLDER FRAME CARRIERS, HORIZONTAL

ART.	Dim. mm
F NC 5710 00 99	140x150 H

FOR TOOL HOLDER FRAME ART. F NC 5020 00 01

PAIR OF GALVANISED TOOL HOLDER FRAME CARRIERS, ANGLED

ART.	Dim. mm
F NC 5711 00 99	140x150 H

FOR TOOL HOLDER FRAME ART. F NC 5020 00 01

TOOL HOLDER FRAME 3-ROWS

ART.	kg	Dim. mm
F NC 5120 00 01	150	584x444x69 H

COLOUR GREY RAL 7000



HORIZONTAL PAIR OF CARRIERS

ART.	Dim. mm
F NC 5620 00 01	430x112 H

FOR TOOL HOLDER FRAME ART. F NC 5120 00 01
COLOUR GREY RAL 7000

ANGLED PAIR OF CARRIERS

ART.	Dim. mm
F NC 5721 00 01	430x114 H

FOR TOOL HOLDER FRAME ART. F NC 5120 00 01
COLOUR GREY RAL 7000

NC COMBI 104

CONFIGURE YOUR TROLLEY

METAL COLOURS

01 RAL 7000 | 02 RAL 6011 | 04 RAL 5012 | 08 RAL 7035

TROLLEY WITH WHEELS

ART.	kg	Dim. mm
F CN K600 00 04	840	1073x685x935 H

TROLLEY WITHOUT WHEELS

ART.	kg	Dim. mm
F CN 0600 00 04	-	1073x685x731 H

1

RUBBER MAT FOR SHELF

ART.	Dim. mm
F CN 5220 00 07	595x295

2

HEIGHT ADJUSTABLE SHELF

ART.	kg	Dim. mm
F CN 5100 00 04	30	600x300x42 H

3

RUBBER MAT FOR HEIGHT ADJUSTABLE SHELF

ART.	Dim. mm
F CN 5230 00 07	595x455

4

HEIGHT ADJUSTABLE SHELF

ART.	kg	Dim. mm
F CN 5110 00 01	30	600x460x42 H

COLOUR GREY RAL 7000

5

RUBBER MAT FOR ADJUSTABLE SHELF

ART.	Dim. mm
F CN 5240 00 07	595x655

6

HEIGHT ADJUSTABLE SHELF

ART.	kg	Dim. mm
F CN 5120 00 01	30	600x660x42 H

COLOUR GREY RAL 7000

7

RUBBER MAT FOR BOTTOM SHELF

ART.	Dim. mm
F CN 5260 00 07	675x595



8

PAIR OF SIDE PROTECTIONS

ART.	Dim. mm
F CN 5720 00 30	988x270 H

COLOUR YELLOW RAL 1004

kg CAPACITY

TOOL HOLDER FRAME

ART.	kg	Dim. mm
F NC 5020 00 01	50	584x140x146 H

COLOUR GREY RAL 7000

PAIR OF GALVANISED TOOL HOLDER FRAME CARRIERS, HORIZONTAL

ART.	Dim. mm
F NC 5710 00 99	140x150 H

FOR TOOL HOLDER FRAME ART. F NC 5020 00 01

TOOL HOLDER FRAME 4-ROWS

ART.	kg	Dim. mm
F NC 5220 00 01	150	584x592x69 H

COLOUR GREY RAL 7000

It is not possible to insert tool holder frames in these drawers

FULL TELESCOPIC EXTENSION DRAWERS

ART.	kg	front H	Usable dim. mm
F NC 8607 00 04	30	75	523x447x54 H
F NC 8610 00 04	30	100	523x447x79 H
F NC 8615 00 04	30	150	523x447x129 H

Drawers including the single drawer opening device - extension 100%

PAIR OF GALVANISED HANDLES

ART.
F NC 5005 00 99

FOR TOOL HOLDER FRAME ART. F NC 5020 00 01

PAIR OF GALVANISED TOOL HOLDER FRAME CARRIERS, ANGLED

ART.	Dim. mm
F NC 5711 00 99	140x150 H

FOR TOOL HOLDER FRAME ART. F NC 5020 00 01

ANGLED PAIR OF CARRIERS

ART.	Dim. mm
F NC 5741 00 01	577x114 H

FOR TOOL HOLDER FRAME ART. F NC 5220 00 01 - COLOUR GREY RAL 7000

HORIZONTAL PAIR OF CARRIERS

ART.	Dim. mm
F NC 5640 00 01	577x112 H

FOR TOOL HOLDER FRAME ART. F NC 5220 00 01 - COLOUR GREY RAL 7000



DRAWING POCKET FOR TROLLEYS

ART.	Dim. mm
F CN 5560 00 04	312x35x190 H

COMBI 102

STANDARD RUBBER SWIVEL WHEELS WITH BRAKE

ART.	Ø mm	C mm	Capacity kg
C RG DAC11 100	100	128	75
C RG DAC12 125	125	155	100
C RG DAC13 150	150	180	115

NYLON SWIVEL WHEELS WITH BRAKE

ART.	Ø mm	C mm	Capacity kg
C RN DAD10 100	100	128	125
C RN DAD11 125	125	155	180

NON-MARKING RUBBER SWIVEL WHEELS WITH BRAKE

ART.	Ø mm	C mm	Capacity kg
C RG DPH22 125	125	155	100
C RG DPH25 160	160	200	200

ELASTIC RUBBER SWIVEL WHEEL WITH BRAKE

ART.	Ø mm	C mm	Capacity kg
C RG DCE15 125	125	155	180

POLYURETHANE SWIVEL WHEEL WITH BRAKE

ART.	Ø mm	C mm	Capacity kg
C RN DDD31 125	125	155	180

STANDARD RUBBER FIXED WHEELS

ART.	Ø mm	C mm	Capacity kg
C RG BAC11 100	100	128	75
C RG BAC12 125	125	155	100
C RG BAC13 150	150	180	115

NYLON FIXED WHEELS

ART.	Ø mm	C mm	Capacity kg
C RN BAD10 100	100	128	125
C RN BAD11 125	125	155	180

NON-MARKING RUBBER FIXED WHEELS

ART.	Ø mm	C mm	Capacity kg
C RG BPH22 125	125	155	100
C RG BPH25 160	160	200	200

ELASTIC RUBBER RUBBER FIXED WHEELS

ART.	Ø mm	C mm	Capacity kg
C RG BCE15 125	125	155	180

POLYURETHANE RUBBER FIXED WHEELS

ART.	Ø mm	C mm	Capacity kg
C RN BDD31 125	125	155	180

Follow the formula to calculate the load capacity of the trolley:
(**A**x3) - 40 kg
A = TROLLEY LOAD CAPACITY

STANDARD RUBBER SWIVEL WHEELS WITH BRAKE

ART.	Ø mm	C mm	Capacity kg
C RG DAC15 200	200	240	205

STANDARD RUBBER FIXED WHEELS

ART.	Ø mm	C mm	Capacity kg
C RG BAC15 200	200	240	205

NYLON SWIVEL WHEELS WITH BRAKE

ART.	Ø mm	C mm	Capacity kg
C RN DAD04 160	160	200	300

NYLON FIXED WHEELS

ART.	Ø mm	C mm	Capacity kg
C RN BAD04 160	160	200	300

NON-MARKING SWIVEL WHEELS WITH BRAKE

ART.	Ø mm	C mm	Capacity kg
C RG DPH25 160	160	200	200

NON-MARKING FIXED WHEELS

ART.	Ø mm	C mm	Capacity kg
C RG BPH25 160	160	200	200

ELASTIC RUBBER SWIVEL WHEEL WITH BRAKE

ART.	Ø mm	C mm	Capacity kg
C RG DCE15 160	160	200	300

ELASTIC RUBBER RUBBER FIXED WHEELS

ART.	Ø mm	C mm	Capacity kg
C RG BCE15 160	160	200	300

POLYURETHANE SWIVEL WHEEL WITH BRAKE

ART.	Ø mm	C mm	Capacity kg
C RN DDD44 160	160	200	300

POLYURETHANE RUBBER FIXED WHEELS

ART.	Ø mm	C mm	Capacity kg
C RN BDD44 160	160	200	300

Follow the formula to calculate the load capacity of the trolley:
(**A**x3) - 60 kg
A = TROLLEY LOAD CAPACITY

NC PERFOM 1023x555 mm

- **ART. F AA 1401 01 04**
  H = 2000 mm

METAL COLOURS

GREY RAL 7000	GREEN RAL 6011	BLUE RAL 5012	GREY RAL 7035
.01	.02	.04	.08

CYLINDER LOCK (KEY)
Supplied standard with cylinder lock and two keys

KEY

DRAWER CAPACITY

EXTENSION DRAWER

CABINET CLOSING

! ALL INDICATED LOAD CAPACITY VALUES ARE NET AND REFER TO EVENLY DISTRIBUTED WEIGHTS

H 2000 mm

ART.		kg		
F AA 1401 01 04		100	100%	-

With 4 frame* - Tool holders not included

H 2000 mm

ART.		kg		
F AA 1401 02 04		-	-	-

With 4 frame - Tool holders not included

H 2000 mm

ART.		kg		
F AA 1400 17 04		100	100%	key

With 4 frame* - Tool holders not included

H 2000 mm

ART.		kg		
F AA 1400 18 04		-	-	key

With 4 frame - Tool holders not included

*PAIR OF CARRIERS ART. F NC 5630 00 01 ARE INCLUDED INTO THE FRAMES OF THE DRAWERS

NC PERFOM 1023x555 mm

H 2000 mm

ART.		kg		
F AA 1402 07 04		100	100%	key

With 4 frame* - Tool holders not included - 3 mm thickness polycarbonate doors

H 2000 mm

ART.		kg		
F AA 1402 08 04		-	-	key

With 4 frame - Tool holders not included - 3 mm thickness polycarbonate doors

ART. F AA 1400 19 08

CABINET WITH HINGED DOORS including:
2 drawers (100 kg)
2 tool holder frames for drawers
1 height adjustable tool holder frame
2 height adjustable galvanised shelves (100 kg)
Dim. mm 1023x555x2000 H
Tools, tool holders and toolboxes not included

kg CAPACITY EXTENSION CLOSING

H 2200 mm

ART.				
F AA 1800 07 04	100	100%	key	

With 4 frame* - Tool holders not included

H 2200 mm



ART.				
F AA 1800 08 04	100	100%	key	

With 4 frame - Tool holders not included

ART. F AA 1800 09 08

ROLLER SHUTTER CABINET including:
2 height adjustable tool holder frames
2 height adjustable galvanised shelves (100 kg)
Dim. mm 1023x555x2200 H
Tools, tool holders and toolboxes not included

*PAIR OF CARRIERS ART. F NC 5630 00 01 ARE INCLUDED INTO THE FRAMES OF THE DRAWERS

NC PERFOM 2046x600 mm

H 2000 mm

ART.		kg		
F AB 8302 05 04		100	100%	-

With 8 frames* - Tool holders not included - 4 mm thickness polycarbonate doors

H 2000 mm

ART.		kg		
F AB 8300 12 04		100	100%	-

With 8 frames* - Tool holders not included

*PAIR OF CARRIERS
ART. F NC 5630 00 01 ARE
INCLUDED INTO THE FRAMES OF
THE DRAWERS

kg CAPACITY EXTENSION CLOSING

54x27 EH

CONFIGURE YOUR CABINET

H 2000 mm

EMPTY CABINET

ART.		kg		
F AA 1401 00 04		800	-	-

External dimensions mm 1023x555x2000 H
Internal dimensions mm 995x500x1850 H

H 2200 mm

EMPTY CABINET WITH ROLLER SHUTTER

ART.		kg		
F AA 1800 00 04		800	-	-

External dimensions mm 1023x555x2200 H
Internal dimensions mm 995x500x1820 H

H 2000 mm

EMPTY CABINET WITH SLIDING DOORS

ART.		kg		
F AB 8300 00 04		800 | 800	-	-

External dimensions mm 2046x600x2000 H
Internal dimensions per compartment mm 995x500x1850 H

H 2000 mm

EMPTY CABINET WITH SLIDING POLYCARBONATE DOORS

ART.		kg		
F AB 8302 00 04		800 | 800	-	-

External dimensions mm 2046x600x2000 H
Internal dimensions per compartment mm 995x500x1850 H
4 mm thickness polycarbonate doors

The cabinets are standard supplied with 2 floor / wall fixing brackets

kg CAPACITY

H 2000 mm

EMPTY CABINET WITH DOORS

ART.				
F AA 1400 00 04	800	-	-	

External dimensions mm 1023x555x2000 H
Internal dimensions mm 995x500x1850 H

H 2000 mm

EMPTY CABINET WITH DOORS WITH PERFORATED PANELS

ART.				
F AA 1403 00 04	800	-	-	

External dimensions mm 1023x555x2000 H
Internal dimensions mm 995x500x1850 H
Load capacity of each individual door 40 kg

H 2000 mm

EMPTY CABINET WITH POLYCARBONATE DOORS

ART.				
F AA 1402 00 04	800	-	-	

External dimensions mm 1023x555x2000 H
Internal dimensions mm 995x500x1850 H
3 mm thickness polycarbonate doors

THE CABINET MUST BE SECURED TO THE FLOOR OR WALL.
THE CABINET WITH DOORS WITH PERFORATED PANELS MUST BE FIXED TO THE WALL.

IF ONE OR MORE DRAWERS ARE FITTED, THE CABINETS MUST BE SECURED TO THE FLOOR OR TO THE WALL (IF THE DRAWERS ARE FITTED AT A HEIGHT OVER 1000 mm FROM THE FLOOR, THE CABINET MUST BE SECURED TO THE WALL ONLY).

DRAWERS FITTED INTO THE CABINET COMPARTMENTS HAVE A TOTAL MAXIMUM LOAD CAPACITY OF 350 kg REGARDLESS OF THE LOAD CAPACITY OF THE CABINET.

The cabinets are standard supplied with 2 floor / wall fixing brackets

NC PERFOM

INCLUDING
4 SUPPORTS

THE FRAMES ARE ADJUSTABLE IN HEIGHT AND CAN BE INSTALLED HORIZONTALLY/AT AN ANGLE

TOOL HOLDER FRAMES 3-ROWS FOR DRAWERS

ART.		kg	Dim. mm
F NC 5160 00 01		150	965x444x69 H

COLOUR GREY RAL 7000

01 RAL 7000 02 RAL 6011 04 RAL 5012

NORMAL OR TELESCOPIC EXTENSION DRAWER 54x27 EH

ART.			kg	Usable dim. mm
F AC 1200 00 04		87%	50	906x447x85 H
F AC 1250 00 04		100%	100	906x447x85 H

01 RAL 7000 02 RAL 6011 04 RAL 5012

ADJUSTABLE SHELF, DEPTH 500 mm

ART.	kg	Dim. mm
F AC 2500 01 99	100	995x500x35 H
F AC 2500 03 99*	180*	995x500x35 H

INCLUDING 4 HOOKS - *with 1 strengthening bar

PAIR OF NORMAL OR TELESCOPIC EXTENSION DRAWERS 24x27 EH

ART.			kg	Usable dim. mm
F AC 1600 00 04		87%	50*	396x447x85 H
F AC 1650 00 04		100%	60*	396x447x85 H

*LOAD CAPACITY OF EACH DRAWERS

01 RAL 7000 02 RAL 6011 04 RAL 5012

EXTENSION CAPACITY

TOOL HOLDER FRAMES 3-ROWS FOR DRAWERS

ART.	kg	Dim. mm
F NC 5140 00 01	-	890x444x69 H

COLOUR GREY RAL 7000

PAIR OF CARRIERS

ART.	For length tapers ref. A	Dim. mm
F NC 5630 00 01	A = 93/118/143	446x86 H
F NC 5830 00 01	A = 143/168/193	446x136 H

COLOUR GREY RAL 7000



The tool holder frame load capacity is given by the drawer load capacity

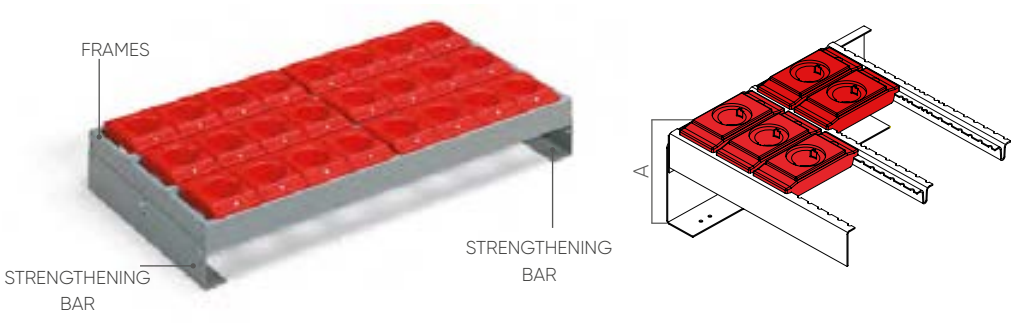

ART.	TOOL HOLDER TYPE	Q.TY FOR FRAME F NC 5160	Q.TY FOR FRAME F NC 5140
F NC 9510 00 03	ISO 30	42	39
F NC 9530 00 03	ISO 40	42	39
F NC 9540 00 03	ISO 45	33	30
F NC 9550 00 03	ISO 50	27	24
F NC 9560 00 03	VDI 30	42	39
F NC 9570 00 03	VDI 40	33	30
F NC 9580 00 03	VDI 50	33	30
F NC 9590 00 03	VDI 60	27	24
F NC 9720 00 03	MORSE TAPER 2	42	39
F NC 9730 00 03	MORSE TAPER 3	42	39
F NC 9740 00 03	MORSE TAPER 4	42	39
F NC 9750 00 03	MORSE TAPER 5	33	30
F NC 9270 00 03	CAPTO C3	42	39
F NC 9275 00 03	CAPTO C4	33	30
F NC 9280 00 03	CAPTO C5	33	30

ART.	TOOL HOLDER TYPE	Q.TY FOR FRAME F NC 5160	Q.TY FOR FRAME F NC 5140
F NC 9285 00 03	CAPTO C6	33	30
F NC 9290 00 03	CAPTO C8	24	24
F NC 9210 00 03	HSK A32-B40	42	39
F NC 9220 00 03	HSK A40-B50	42	39
F NC 9230 00 03	HSK A50-B63	33	30
F NC 9240 00 03	HSK A63-B80	33	30
F NC 9250 00 03	HSK A80-B100	24	24
F NC 9260 00 03	HSK A100-B125	24	24
F NC 9640 00 03	2"	33	30
F NC 9650 00 03	2" 1/4	27	24
F NC 9010 00 03	58 mm	48	42
F NC 9020 00 03	65 mm	42	39
F NC 9030 00 03	75 mm	36	33
F NC 9040 00 03	87 mm	30	27
F NC 9050 00 03	105 mm	24	24

24x27 EH

PARTITIONING MATERIAL



ART.	for front height mm
F FH 0050 01 00	100

Set including: 1 slotted partition 455 mm,
2 plain partitions 200 mm

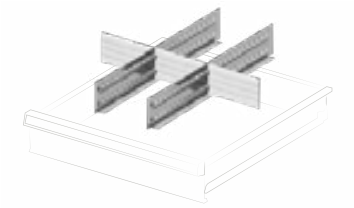

ART.	for front height mm
F FH 0050 02 00	100

Set including: 2 slotted partitions 455 mm,
3 plain partitions 132 mm

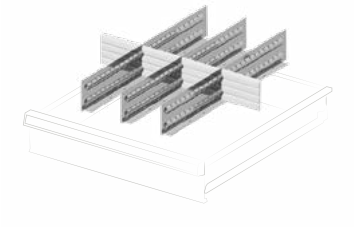

ART.	for front height mm
F FH 0050 03 00	100

Set including: 3 slotted partitions 455 mm,
4 plain partitions 98 mm



ART.	for front height mm
F FH 0050 07 00	100

Set including: 1 slotted partition 455 mm,
4 plastic boxes 150x75 mm,
4 plastic boxes 150x150 mm



ART.	for front height mm
F FH 0050 08 00	100

Set including: 3 plastic boxes 150x75 mm,
6 plastic boxes 150x150 mm



ART.	for front height mm
F FH 0050 09 00	100

Set including: 15 plastic boxes 150x75 mm

54x27 EH

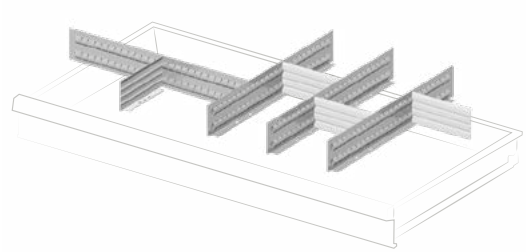

ART.	for front height mm
F FH 0200 01 00	100

Set including: 4 slotted partitions 455 mm,
4 plain partitions 149 mm

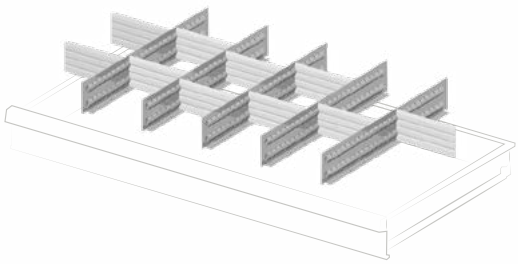

ART.	for front height mm
F FH 0200 02 00	100

Set including: 5 slotted partitions 455 mm,
10 plain partitions 149 mm



ART.	for front height mm
F FH 0200 05 00	100

Set including: 36 plastic boxes 150x75 mm



ART.	for front height mm
F FH 0200 06 00	100

Set including: 12 plastic boxes 150x75 mm,
12 plastic boxes 150x150 mm

CONFIGURE A FAMI DRAWER WITH BETA TOOLS

ART. F FH 4007 50 07

Drawer pre-setting kit for Beta thermoformed trays consisting of:

no. 4 F HC 6071 00 07

no. 4 F HC 6471 00 07

no. 1 F HA 2150 00 99

1 unit = 1 Beta thermoformed tray (367x147 mm)

EXAMPLES OF THERMOFORMED TRAY USE

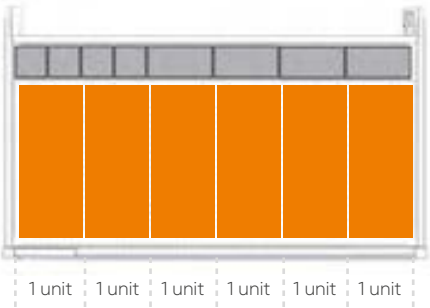

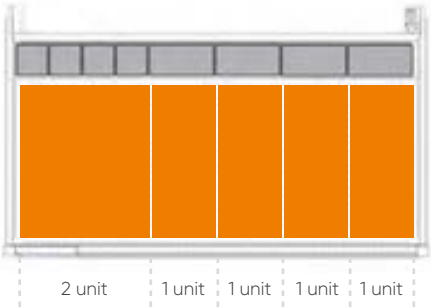

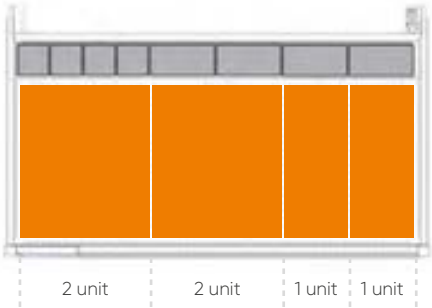

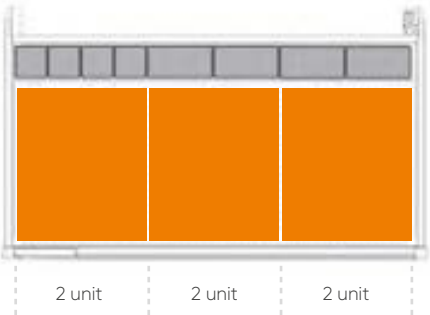

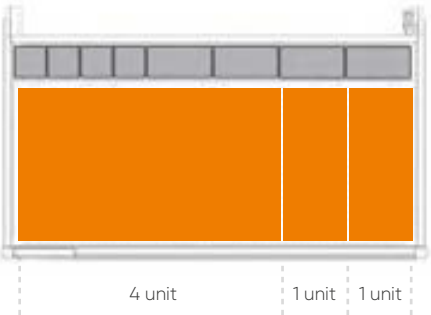

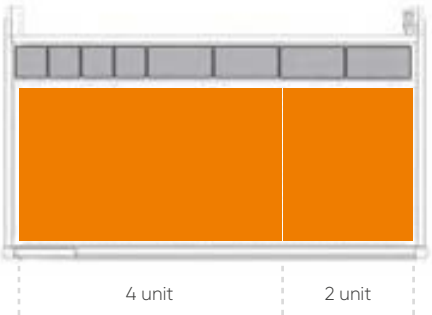

SAFE, WELL ORGANISED TOOLS

CONVENIENTLY AT HAND

FLEXIBILITY

USER-FRIENDLINESS

SOLUTIONS FOR EVERY NEED

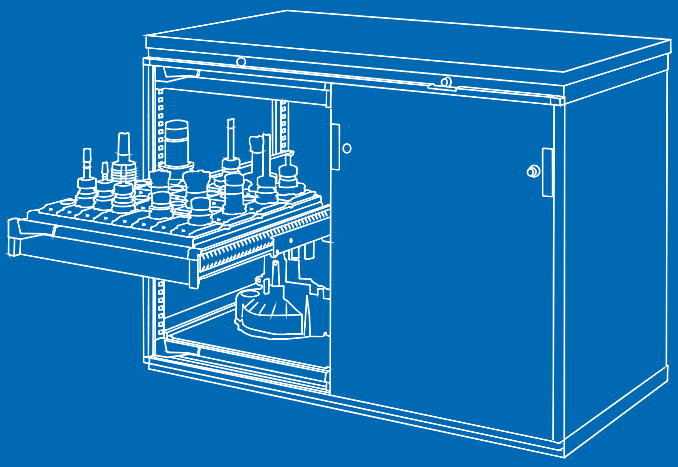

NC MASTER

Organisation, protection and safety for NC tools: our Master cabinets, with their wide range of accessories, are ideal candidates as modern logistics resources for NC centres. Available in 4 series, different by width and depth, NC Master cabinets are versatile in any work environment, adequately responding to the progressively evolving requirements of client companies.

COLOURS

CABINET

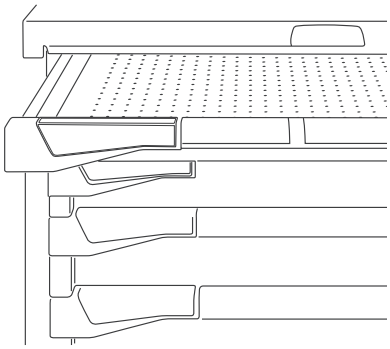

10 colours for the metal part

RAL 7000	RAL 6011	RAL 3003	RAL 9010	RAL 5019
RAL 7016	RAL 5012	RAL 7035	RAL 5010	RAL 9002

8 colours for plastic accessories

DARK GREY	MEDITERRANEAN BLUE	SKY BLUE	GLAMOUR RED
RED CARPET	JUICY ORANGE	SUNNY YELLOW	FOREST GREEN

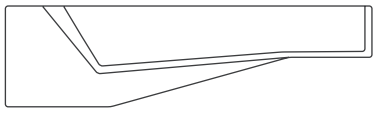

FRONT HANDLE

TOOL HOLDERS

Made of ABS, resistant to impacts and mineral oils, they are fixed to the frame with screws to improve solidity during spindle handling. Available in different versions to accommodate a wide range of commercially available tools.

FRAMES

The tool holder frames are fully welded and can be placed inside drawers, with height adjustment supports, or installed inside the cabinets or trolleys in a hanging arrangement. The lateral and central supports that make up the rows are polished and allow the tool holders to be positioned at any point on the frame.

EXTENSIBLE DRAWERS AND SHELVES

FLEXIBLE EXTENSION

New, flexible extension guide with mechanical adjustment of the extensible drawer/shelf rear stop in 3 different positions. It allows 3 different capacities to be obtained: 50, 75, 100 kg.

syFLEX

Patented opening system allowing the user to customise extension and load capacity.

TELESCOPIC EXTENSION

New telescopic extension guide (100% extensibility) guaranteeing a capacity of 200 kg in the 4 different NC Master series.

The extensible drawers/shelves of the NC Master series can be independently fitted with both flexible and telescopic extension guides.

92%	= 100 kg
96%	= 75 kg
100%	= 50 kg

VERTEBRATE BAR

The bar is an aluminium profile section that is always fixed and never rotates. The closing movement is obtained via blocks that move vertically - driven by one of the basic forces of physics: gravity. The simpler the movement, the less likely the possible breaks. Bar locking is obtained via a locking bolt system provided on the bar head.

CYLINDER CLOSURE

Transmission system from the closure cylinder to the head of the vertebrate bar dy means of steel wire, with elastic sheath and linear movement.
The cylinder closure lock is divided into 23 different series: each series has keys numbered from 1 to 160, for a total of 3,680 different combinations.

SUPPLIED AS STANDARD WITH 2 KEYS

LOCK WITH DIGITAL CODE

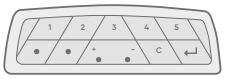

In addition to the standard cylinder closure, Fami decided to add a CODE lock to its closures. The numerical code lock controls the opening and closing of the vertebrate bar. It can manage up to 10 users with 3 to 8 digits numerical codes. The event history can be downloaded by connecting the keypad to the PC with a cable. Up to 10 remote controls are available on request.

WE PRESERVE YOUR TOOLS IN TIME

HINGED DOOR

SLIDING DOOR

ROLLER SHUTTER

! ALL INDICATED LOAD CAPACITY VALUES ARE NET AND REFER TO EVENLY DISTRIBUTED WEIGHTS

NC MASTER 714x573 mm

METAL COLOURS

GREY RAL 7000 .01

GREEN RAL 6011 .02

BLUE RAL 5012 .04

GREY RAL 7035 .08

GREY WHITE RAL 9002 .1F

RUBY RED RAL 3003 .1G

GENTIAN BLUE RAL 5010 .34

PURE WHITE RAL 9010 .35

ANTHRACITE GREY RAL 7016 .39

BLUE CAPRI RAL 5019 .48

LOAD CAPACITY 3100 kg

ART. M 32 A100 C0 15 RV PC

CABINET WITH HINGED DOORS including:
2 flexible extension drawers (200 kg)
1 telescopic extension drawer (200 kg)
1 tool holder frame for drawers
4-edge top shelf
Dim. mm 714x598x1023 H
Tool holders and tools not included
GENTIAN BLUE STEEL COLOUR RAL 5010 +
PURE WHITE STEEL COLOUR RAL 9010
PLASTIC COLOUR JUICE ORANGE

ART. M 32 A200 C0 13 SM 56

ROLLER SHUTTER CABINET including:
1 telescopic extension drawer (200 kg), 1 tool holder frame for drawers,
3 tool holder frames. Dim. mm 714x612x2250 H. Tool holders and too lnot included.
GREY STEEL COLOUR RAL 7035 + GREY STEEL COLOUR RAL 7000
PLASTIC COLOUR GLAMOUR RED

PLASTIC COLOURS

DARK GREY .M0

MEDITERRANEAN BLUE .M1

SKY BLUE .M2

GLAMOUR RED .M3

RED CARPET .M4

JUICY ORANGE .M5

SUNNY YELLOW .M6

FOREST GREEN .M7

KEY

DRAWER CAPACITY

DRAWER EXTENSION

CABINET CLOSING

! ALL INDICATED LOAD CAPACITY VALUES ARE NET AND REFER TO EVENLY DISTRIBUTED WEIGHTS

H 1000 mm

door 775 mm H

ART.		kg		
M 32 A100 C0 10 QT 04	50-75-100	100-96-92%	key	
M 32 A100 T2 10 QT 04	50-75-100	100-96-92%	code	

With 2 frames* - Tool holders not included

H 1000 mm

door 775 mm H

ART.		kg		
M 32 A100 C0 10 QU 04	50-75-100	100-96-92%	key	
M 32 A100 T2 10 QU 04	50-75-100	100-96-92%	code	

With 1 frame* - Tool holders not included

H 1000 mm

door 900 mm H

ART.		kg		
M 32 A100 C0 10 QV 04	50-75-100	100-96-92%	key	
M 32 A100 P5 10 QV 04	50-75-100	100-96-92%	code	

With 2 frames* - Tool holders not included

H 1000 mm

door 900 mm H

ART.		kg		
M 32 A100 C0 10 QW 04	50-75-100	100-96-92%	key	
M 32 A100 P5 10 QW 04	50-75-100	100-96-92%	code	

With 1 frame* - Tool holders not included

*THE FRAMES INCLUDE A PAIR OF SUPPORTS
ART. F NC 5630 00 01

NC MASTER 1428x623 mm

H 1000 mm

double door

ART.		kg			
M 32 D100 C0 10 QX 04		50-75-100	100-96-92%	key	

With 2 frames* - Tool holders not included

H 1000 mm

double door

ART.		kg			
M 32 D100 C0 10 QY 04		50-75-100	100-96-92%	key	

With 4 frames* - Tool holders not included

H 1000 mm

single door depht 598 mm

ART.		kg			
M 32 D100 C0 10 QZ 04		50-75-100	100-96-92%	key	

With 2 frames* - Tool holders not included

*THE FRAMES INCLUDE A PAIR OF SUPPORTS ART. F NC 5630 00 01

kg CAPACITY EXTENSION CLOSING

H 1500 mm

ART.		kg		
M 32 A150 C5 10 RB 04	50-75-100	100-96-92%	-	

With 3 frames* - Tool holders not included

H 1500 mm

door 1400 mm

depht 598 mm

ART.		kg		
M 32 A150 C0 10 RC 04	50-75-100	100-96-92%	key	
M 32 A150 P5 10 RC 04	50-75-100	100-96-92%	code	

With 3 frames* - Tool holders not included

ART. M 32 A150 C0 13 RU 01

CABINET WITH HINGED DOORS including:
3 flexible extension drawers (100 kg)
3 tool holder frames for drawers
1 3-edge top shelf
Dim. mm 714x598x1523 H
Tools, tool holders and toolboxes not included
GREY STEEL COLOUR RAL 7000
PLASTIC COLOUR GLAMOUR RED

NC MASTER 714x573 mm

H 2000 mm

ART.		kg		
M 32 A200 X0 10 RD 04	50-75-100	100-96-92%	-	

With 4 frames* - Tool holders not included

H 2000 mm

ART.		kg		
M 32 A200 C5 10 RE 04	50-75-100	100-96-92%	-	

With 2 frames* - Tool holders not included

H 2000 mm



ART.		kg		
M 32 A200 C5 10 RF 04	50-75-100	100-96-92%	-	

With 3 frames* - Tool holders not included

*THE DRAWER FRAMES INCLUDE A PAIR OF SUPPORTS ART. F NC 5630 00 01

H 2000 mm

ART.		kg		
M 32 A200 C5 10 PS 04	50-75-100	100-96-92%	-	

With 4 frames* - Tool holders not included

kg CAPACITY EXTENSION CLOSING

36x27 EH

ART. M 32 A200 C5 14 PS CQ

CABINET including:
3 flexible extension drawers (100 kg)
3 tool holder frames for drawers
1 tool holder frame
Dim. mm 714x573x2000 H
Tools and tool holders not included
ANTHRACITE GREY STEEL COLOUR RAL 7016 +
GREY WITHE STEEL COLOUR RAL 9002
PLASTIC COLOUR RED CARPET

NC MASTER 714x598 mm

H 2000 mm

door 1900 mm

ART.		kg		
M 32 A200 C0 10 PT 04	50-75-100	100-96-92%	key	
M 32 A200 P5 10 PT 04	50-75-100	100-96-92%	code	

With 4 frames* - Tool holders not included

H 2000 mm

door 1900 mm

ART.		kg		
M 32 A200 C0 10 PU 04	50-75-100	100-96-92%	key	
M 32 A200 P5 10 PU 04	50-75-100	100-96-92%	code	

With 2 frames* - Tool holders not included

H 2000 mm

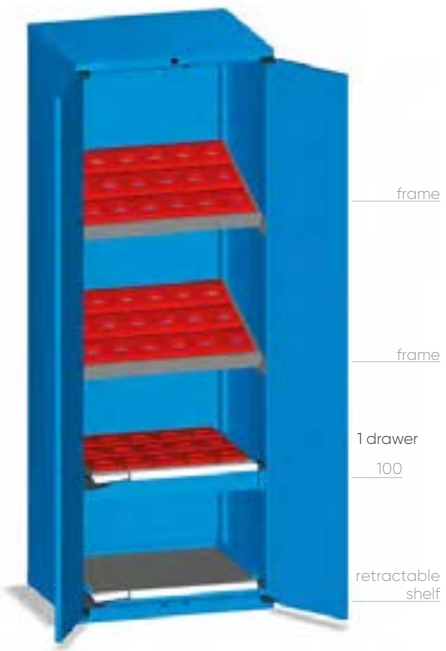

door 1900 mm

ART.		kg		
M 32 A200 C0 10 PV 04	50-75-100	100-96-92%	key	
M 32 A200 P5 10 PV 04	50-75-100	100-96-92%	code	

With 3 frames* - Tool holders not included

H 2000 mm

door 1900 mm

ART.		kg		
M 32 A200 C0 10 PW 04	50-75-100	100-96-92%	key	
M 32 A200 P5 10 PW 04	50-75-100	100-96-92%	code	

With 4 frames*- Tool holders not included

*THE DRAWER FRAMES INCLUDE A PAIR OF SUPPORTS ART. F NC 5630 00 01

kg CAPACITY EXTENSION CLOSING

H 2250 mm



cabinet with roller shutter

ART.		kg		
M 32 A200 C0 10 PX 04	50-75-100	100-96-92%	key	

With 4 frames* - Tool holders not included

H 2250 mm

cabinet with roller shutter

ART.		kg		
M 32 A200 C0 10 PY 04	50-75-100	100-96-92%	key	

With 2 frames* - Tool holders not included

H 2250 mm

cabinet with roller shutter

ART.		kg		
M 32 A200 C0 10 PZ 04	50-75-100	100-96-92%	key	

With 3 frames* - Tool holders not included

H 2250 mm

cabinet with roller shutter

ART.		kg		
M 32 A200 C0 10 QA 04	50-75-100	100-96-92%	key	

With 4 frames* - Tool holders not included

NC MASTER 1428x623 mm

H 2000 mm

double door

ART.		kg		
M32D200C010QB04	50-75-100	100-96-92%	key	

With 8 frames* - Tool holders not included

H 2000 mm

double door

ART.		kg		
M32D200C010QC04	50-75-100	100-96-92%	key	

With 8 frames* - Tool holders not included

*THE DRAWER FRAMES INCLUDE A PAIR OF SUPPORTS ART. F NC 5630 00 01

kg CAPACITY EXTENSION CLOSING

ART. M 32 D200 C0 17 QC CQ

CABINET WITH SLIDING DOORS including:
6 flexible extension drawers (100 kg)
6 tool holder frames for drawers
2 tool holder frames
Dim. mm 1428x623x2000 H
Tools and tool holders not included
ANTHRACITE GREY STEEL COLOUR RAL 7016 +
GREY WHITE STEEL COLOUR RAL 9002
PLASTIC COLOUR FOREST GREEN

CONFIGURE YOUR CABINET

H 1000 mm

door 775 mm — Dim. mm 714x598

ART.		kg		
M 32 A100 C0 10 QL 04	50-75-100	100-96-92%	key	
M 32 A100 T2 10 QL 04	50-75-100	100-96-92%	code	

Empty cabinet with vertebrate bar

H 1000 mm

door 900 mm — Dim. mm 714x598

ART.		kg		
M32A100C010QM04	-	-	key	
M32A100P510QM04	-	-	code	

Empty cabinet with vertebrate bar

H 1000 mm

cabinet with 2 sliding doors — Dim. mm 1428x623

ART.		kg		
M32D100C010QN04	-	-	key	

Empty cabinet with 2 vertebrate bars

H 1000 mm

cabinet with 1 sliding door — Dim. mm 1428x598

ART.		kg		
M32D100C010QP04	-	-	key	

Empty cabinet with 2 vertebrate bars, lock on the left side

kg CAPACITY EXTENSION CLOSING

H 1500 mm



Dim. mm 714x573

ART.		kg			
M 32 A150 C5 10 00 04		-	-	-	

Empty cabinet with vertebrate bar

H 1500 mm

door 1400 mm

Dim. mm 714x598

ART.		kg			
M 32 A150 C0 10 QM 04		-	-	key	
M 32 A150 P5 10 QM 04		-	-	code	

Empty cabinet with vertebrate bar

H 2000 mm

Dim. mm 714x573

ART.		kg			
M 32 A200 X0 10 00 04		-	-	-	

Empty cabinet

H 2000 mm

Dim. mm 714x573

ART.		kg			
M 32 A200 C5 10 00 04		-	-	-	

Empty cabinet with vertebrate bar

IN THE PRESENCE OF 2 OR MORE DRAWERS/EXTENSIBLE SHELVES, THE USE OF THE VERTEBRATE BAR IS MANDATORY

NC MASTER

H 2000 mm



door 1900 mm — Dim. mm 714x598

ART.	kg		
M 32 A200 C0 10 QQ 04	-	-	key
M 32 A200 P5 10 QQ 04	-	-	code

Empty cabinet

H 2000 mm



door 1900 mm — Dim. mm 714x598

ART.	kg		
M 32 A200 C0 10 QM 04	-	-	key
M 32 A200 P5 10 QM 04	-	-	code

Empty cabinet with vertebrate bar

H 2250 mm

cabinet with roller shutter — Dim. mm 714x612

ART.	kg		
M 32 A200 C0 10 QR 04	-	-	key

Empty cabinet

H 2250 mm

cabinet with roller shutter — Dim. mm 714x612

ART.	kg		
M 32 A200 C0 10 QS 04	-	-	key

Empty cabinet with vertebrate bar

kg CAPACITY — EXTENSION — CLOSING

H 2000 mm

cabinet with 2 sliding doors — Dim. mm 1428x623

ART.		kg			
M 32 D200 C0 10 0D 04		-		-	key

Empty cabinet

H 2000 mm

cabinet with 2 sliding doors — Dim. mm 1428x623

ART.		kg			
M 32 D200 C0 10 QN 04		-		-	key

Empty cabinet with 2 vertebrate bars

IN THE PRESENCE OF 2 OR MORE DRAWERS/EXTENSIBLE SHELVES, THE USE OF THE VERTEBRATE BAR IS MANDATORY

COMPLETE WITH
4 SUPPORTS

TILTING TOOL HOLDER FRAMES WITH 3 ROWS

ART.	kg	Dim. mm
M 32 TE70 00 00 01 01	150	659x444x66 H

COLOUR GREY RAL 7000

THE FRAMES ARE ADJUSTABLE IN HEIGHT AND CAN BE INSTALLED HORIZONTALLY/AT AN ANGLE

kg CAPACITY EXTENSION CLOSING

TOOL HOLDER FRAMES 3-ROWS FOR DRAWERS

ART.	kg	Dim. mm
F NC 5120 00 01	-	584x444x69 H

COLOUR GREY RAL 7000

The capacity of the frame is given by the capacity of the drawer

PAIR OF SUPPORTS

ART.	Tool cone max height mm	Dim. mm
F NC 5630 00 01	A = 93/118/143	446x86 H
F NC 5830 00 01	A = 143/168/193	446x136 H

COLOUR GREY RAL 7000

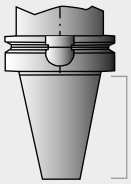

(ref. A) Tool cone height

Tool cone max height in mm (ref. A)	Frame H with drawer in mm (ref. B)
93	115
118	140
143	165
168	190
193	215

(ref. B) Drawer height with frame and tool holders

The drawer height adjustment pitch is 25 mm

ART.	TOOL HOLDER TYPE	Q.TY FOR FRAME M 32 TE70	Q.TY FOR FRAME F NC 5120
F NC 9510 00 03	ISO 30	27	24
F NC 9530 00 03	ISO 40	27	24
F NC 9540 00 03	ISO 45	21	18
F NC 9550 00 03	ISO 50	18	15
F NC 9560 00 03	VDI 30	27	24
F NC 9570 00 03	VDI 40	21	18
F NC 9580 00 03	VDI 50	21	18
F NC 9590 00 03	VDI 60	18	15
F NC 9720 00 03	MORSE TAPER 2	27	24
F NC 9730 00 03	MORSE TAPER 3	27	24
F NC 9740 00 03	MORSE TAPER 4	27	24
F NC 9750 00 03	MORSE TAPER 5	21	18
F NC 9270 00 03	CAPTO C3	27	24
F NC 9275 00 03	CAPTO C4	21	18
F NC 9280 00 03	CAPTO C5	21	18

ART.	TOOL HOLDER TYPE	Q.TY FOR FRAME M 32 TE70	Q.TY FOR FRAME F NC 5120
F NC 9285 00 03	CAPTO C6	21	18
F NC 9290 00 03	CAPTO C8	15	15
F NC 9210 00 03	HSK A32-B40	27	24
F NC 9220 00 03	HSK A40-B50	27	24
F NC 9230 00 03	HSK A50-B63	21	18
F NC 9240 00 03	HSK A63-B80	21	18
F NC 9250 00 03	HSK A80-B100	15	15
F NC 9260 00 03	HSK A100-B125	15	15
F NC 9640 00 03	2"	21	18
F NC 9650 00 03	2" 1/4	18	15
F NC 9010 00 03	58 mm	30	27
F NC 9020 00 03	65 mm	27	24
F NC 9030 00 03	75 mm	24	21
F NC 9040 00 03	87 mm	21	18
F NC 9050 00 03	105 mm	15	15

NC MASTER 714x573 mm

FLEXIBLE EXTENSION DRAWERS

ART. WITH Dark Grey plastic kit	ART. NO Plastic kit*	Usable dim. mm	Front H mm	kg	
M 32 C050 01 10 0F _ _	M 32 C050 01 00 0F _ _	600x447x31 H	50	50 - 75 - 100	100% - 96% - 92%
M 32 C075 01 10 0F _ _	M 32 C075 01 00 0F _ _	600x447x56 H	75	50 - 75 - 100	100% - 96% - 92%
M 32 C100 01 10 0F _ _	M 32 C100 01 00 0F _ _	600x447x81 H	100	50 - 75 - 100	100% - 96% - 92%
M 32 C125 01 10 0F _ _	M 32 C125 01 00 0F _ _	600x447x106 H	125	50 - 75 - 100	100% - 96% - 92%
M 32 C150 01 10 0F _ _	M 32 C150 01 00 0F _ _	600x447x131 H	150	50 - 75 - 100	100% - 96% - 92%
M 32 C200 01 10 0F _ _	M 32 C200 01 00 0F _ _	600x447x181 H	200	50 - 75 - 100	100% - 96% - 92%
M 32 C250 01 10 0F _ _	M 32 C250 01 00 0F _ _	600x447x231 H	250	50 - 75 - 100	100% - 96% - 92%
M 32 C300 01 10 0F _ _	M 32 C300 01 00 0F _ _	600x447x281 H	300	50 - 75 - 100	100% - 96% - 92%

*MATCH THE ITEM NUMBER TO ONE OF THE PLASTIC KITS AVAILABLE IN THE TABLE BELOW

TELESCOPIC EXTRACTION DRAWERS

ART. WITH Dark Grey plastic kit	ART. NO Plastic kit*	Usable dim. mm	Front H mm	kg	
M 32 C075 01 10 0T _ _	M 32 C075 01 00 0T _ _	600x447x56 H	75	200	100%
M 32 C100 01 10 0T _ _	M 32 C100 01 00 0T _ _	600x447x81 H	100	200	100%
M 32 C125 01 10 0T _ _	M 32 C125 01 00 0T _ _	600x447x106 H	125	200	100%
M 32 C150 01 10 0T _ _	M 32 C150 01 00 0T _ _	600x447x131 H	150	200	100%
M 32 C200 01 10 0T _ _	M 32 C200 01 00 0T _ _	600x447x181 H	200	200	100%
M 32 C250 01 10 0T _ _	M 32 C250 01 00 0T _ _	600x447x231 H	250	200	100%
M 32 C300 01 10 0T _ _	M 32 C300 01 00 0T _ _	600x447x281 H	300	200	100%

*MATCH THE ITEM NUMBER TO ONE OF THE PLASTIC KITS AVAILABLE IN THE TABLE BELOW

PLASTIC PARTS KIT
FOR EXTENSIBLE DRAWERS AND SHELVES

PLASTIC COLOURS	ART.
MEDITERRANEAN BLUE	M 30 PLS1 00 00 00 M1
SKY BLUE	M 30 PLS1 00 00 00 M2
GLAMOUR RED	M 30 PLS1 00 00 00 M3
RED CARPET	M 30 PLS1 00 00 00 M4
JUICY ORANGE	M 30 PLS1 00 00 00 M5
SUNNY YELLOW	M 30 PLS1 00 00 00 M6
FOREST GREEN	M 30 PLS1 00 00 00 M7

kg CAPACITY EXTENSION

FLEXIBLE RETRACTABLE SHELVES

ART. WITH Dark Grey plastic kit	ART. NO Plastic kit*	Usable dim. mm	Front H mm	kg	
M 32 C057 01 10 0F _ _	M 32 C057 01 00 0F _ _	600x447	70	50 - 75 - 100	100% - 96% - 92%

*MATCH THE ITEM NUMBER TO ONE OF THE PLASTIC KITS AVAILABLE IN THE TABLE ON THE LEFT

TELESCOPIC RETRACTABLE SHELVES

ART. WITH Dark Grey plastic kit	ART. NO Plastic kit*	Usable dim. mm	Front H mm	kg	
M 32 C057 01 10 0T _ _	M 32 C057 01 00 0T _ _	600x447	70	200	100%

*MATCH THE ITEM NUMBER TO ONE OF THE PLASTIC KITS AVAILABLE IN THE TABLE ON THE LEFT

ADJUSTABLE SHELF

ART.	Usable dim. mm	Total H mm	kg
M 32 PR25 00 00 01 _ _	657x478	60	150

CAN BE FITTED FRONTALLY TO THE VERTEBRATE BAR

SPARE PARTS - FIXING

SPARE LOCK

ART. M 00 CSR0 8800 00 00
Spare lock with two keys

SPARE KEY

ART. M 00 CF00 0000 00 00

Always specify the number indicated in the cylinder lock where you wish to replace the key

PASSEPARTOUT

ART. M 00 PF.. 0000 00 00
Available in 23 series, numbered from F 01 to F 23.

Master key seriesF 01	ART. M 00 PF01 00 00 00 00
Master key seriesF 02	ART. M 00 PF02 00 00 00 00
Master key seriesF ..	ART. M 00 PF.. 00 00 00 00

CABINET-TO-CABINET FIXING SET

ART. M 00 FIS0 00 00 00 99
Cabinet-to-cabinet fixing set with 4 screws complete with M8 nuts

ART. M 00 SVR0 00 00 00 99
Drilling and hardware for fixing two overlapping cabinets

FLOOR FIXING SET

ART. F AG 9200 00 99
Pair of zinc-plated brackets for cabinet floor fixing

ART. F AG 9204 00 99
2 "HILTI" plugs for concrete floors ≥ to classes C20/25
Recommended traction of the plug: 2.9 kN
Plug diameter: Ø 6 mm

SPARE HANDLE

ART. M 00 PLS0 0000 22 M0
Replacement door handle available in Dark Grey.

OTHER COLOURS ON REQUEST

THE CABINETS MUST BE FIXED TO A FLOOR OR WALL IF OVERLAPPING,
THEY MUST BE FIXED EXCLUSIVELY TO WALLS AND THEIR CAPACITY DIVIDED BY TWO

3-EDGE TOP SHELF

ART.	dim. mm
M 32 T023 AG 00 31 07	714x573x23 H

Pvc coated shelf for single CABINET. Black colour

3-EDGE TOP SHELF

ART.	dim. mm
M 32 T023 AG 00 32 07	714x573x23 H

Pvc coated shelf for single CABINET. Black colour

4-EDGE TOP SHELF

ART.	dim. mm
M 32 T023 AG 00 41 07	714x573x23 H

Pvc coated shelf for single CABINET. Black colour

ART. M 00 T023 AG 00 F0 00
CABINET TOP SHELF DRILLING FOR 4-EDGE SHELF FIXING



MDF TOP SHELF DIM. 714x573x32 mm H

ART.	finishes	for cabinet
M 32 T030 MD GM 21 07	1 side profile	RH or LH final

MDF shelf with oil-proof top rubber coating. Black colour

OIL-PROOF RUBBER FINISHING

MDF TOP SHELF DIM. 714x573x32 mm H

ART.	finishes	for cabinet
M 32 T030 MD GM 11 07	-	central

MDF shelf with oil-proof top rubber coating. Black colour

MDF SHELF APPLICATION



MDF TOP SHELF DIM. 714x573x32 mm H

ART.	finishes	for cabinet
M 32 T030 MD GM 01 07	2 profili laterali	single

MDF shelf with oil-proof top rubber coating. Black colour

ART. M 00 T030 MD 00 F0 00
CABINET TOP SHELF DRILLING FOR MDF AND MULTIPLEX SHELF FIXING
FIXING SCREWS INCLUDED

HEIGHT RAISING PLINTH 50 mm

ART.		dim. mm
M 32 Z050 00 00 00 _ _		712x572x50 H

HEIGHT RAISING PLINTH 100 mm

ART.		dim. mm
M 32 Z100 00 00 00 _ _		712x572x100 H

PLINTHS FOR FORK LIFT TRUCK - Colour black RAL 9005

ART.		dim. mm
M 02 Z060 20 00 00 07	pair of plinths	200x569x60 H
M 30 Z060 21 00 00 07	facing piece for pair of plinths	708x46x55 H

PLINTHS FOR TRANSPALLET - Colour black RAL 9005

ART.		dim. mm
M 32 Z100 10 00 00 07	plinths	712x569x100 H
M 30 Z100 11 00 00 07	facing piece for plinths	708x46x95 H

36x27 EH

PARTITIONING MATERIAL

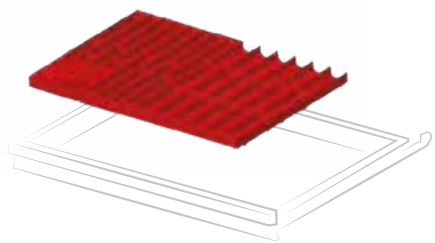

ART.	for front height mm
F FH 1005 15 00	50 - 300

Set including: 5 partitions 4 grooves, 6 partitions 3 grooves, 20 plain partitions 36 mm, 20 plain partitions 47 mm, Allen key tray 150x150 mm

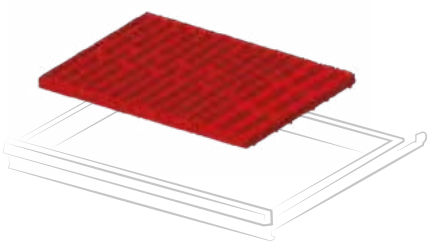

ART.	for front height mm
F FH 1005 10 00	50 - 300

Set including: 9 partitions 4 grooves, 3 partitions 3 grooves, 36 plain partitions 36 mm, 12 plain partitions 47 mm

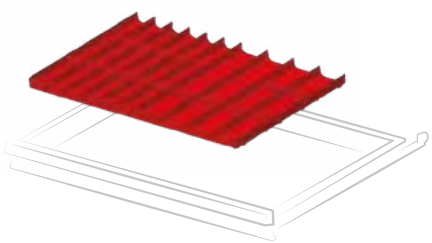

ART.	for front height mm
F FH 1005 13 00	50 - 300

Set including: 6 partitions 3 grooves, 6 partitions 2 grooves, 18 plain partitions 47 mm, 12 plain partitions 73 mm

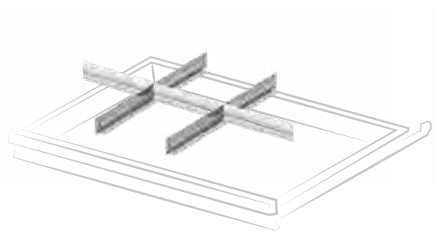

ART.	for front height mm
F FH 1005 05 00	50
F FH 1007 05 00	75
F FH 1010 05 00	100 - 125
F FH 1015 05 00	150
F FH 1020 05 00	200 - 250
F FH 1030 05 00	300

Set including: 2 slotted partitions 455 mm, 3 plain partitions 200 mm

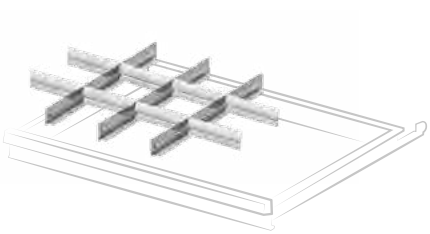

ART.	for front height mm
F FH 1005 03 00	50
F FH 1007 03 00	75
F FH 1010 03 00	100 - 125
F FH 1015 03 00	150
F FH 1020 03 00	200 - 250

Set including: 3 slotted partitions 455 mm, 8 plain partitions 149 mm

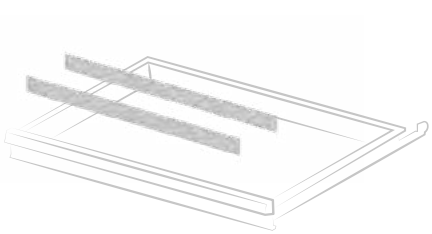

ART.	for front height mm
F FH 1005 01 00	50
F FH 1007 01 00	75
F FH 1010 01 00	100 - 125
F FH 1015 01 00	150
F FH 1020 01 00	200 - 250
F FH 1030 01 00	300

Set including: 2 plain partitions 610 mm

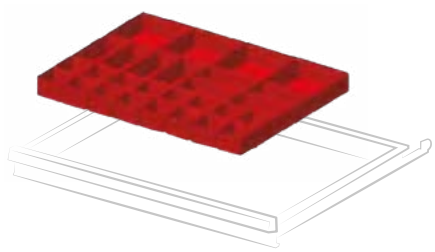

ART.	for front height mm
F FH 1005 18 00	50
F FH 1007 18 00	75

Set including: 16 plastic boxes 75x75 mm, 8 plastic boxes 150x75 mm, 4 plastic boxes 150x150 mm

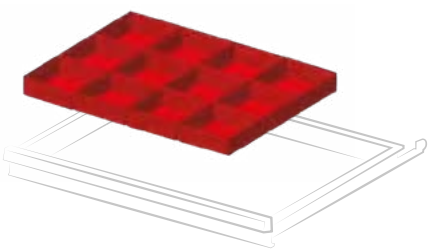

ART.	for front height mm
F FH 1005 09 00	50
F FH 1007 09 00	75
F FH 1010 09 00	100 - 125

Set including: 12 plastic boxes 150x150 mm

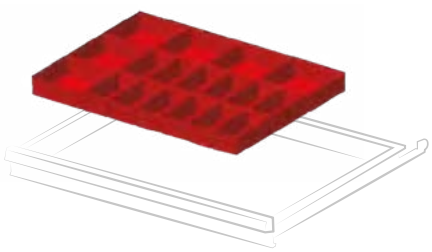

ART.	for front height mm
F FH 1005 16 00	50
F FH 1007 16 00	75
F FH 1010 16 00	100 - 125

Set including: 12 plastic boxes 150x75 mm, 6 plastic boxes 150x150 mm

CONFIGURE A FAMI DRAWER WITH BETA TOOLS

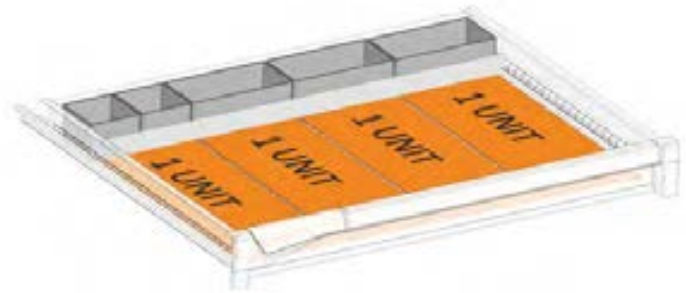

ART. F FH 1007 50 07
Drawer pre-setting kit for Beta thermoformed trays consisting of:
no. 2 F HC 6071 00 07
no. 3 F HC 6471 00 07
no. 1 F HA 1141 00 99

1 unit = 1 Beta thermoformed tray (367x147 mm)
2 unit = 1 Beta thermoformed tray (367x294 mm)
4 unit = 1 Beta thermoformed tray (367x588 mm)

EXAMPLES OF THERMOFORMED TRAY USE

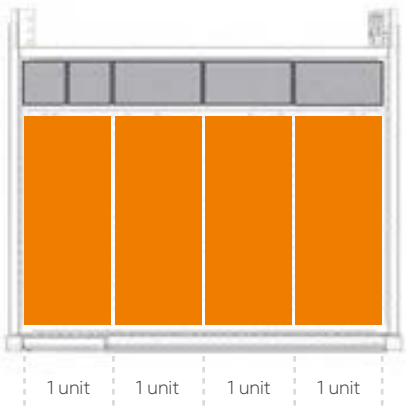

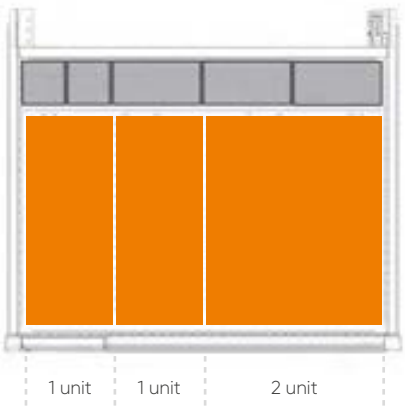

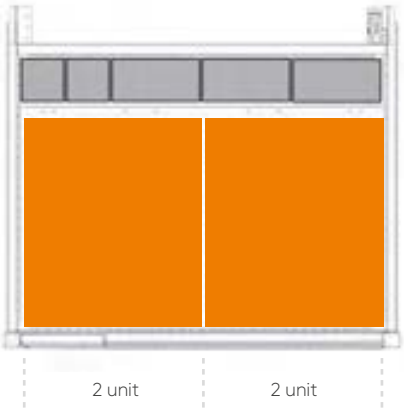

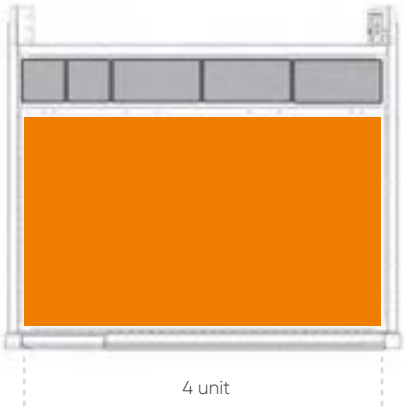

NC MASTER 1020x573 mm

METAL COLOURS

GREY RAL 7000 .01	GREEN RAL 6011 .02
BLUE RAL 5012 .04	GREY RAL 7035 .08
GREY WHITE RAL 9002 .1F	RUBY RED RAL 3003 .1G
GENTIAN BLUE RAL 5010 .34	PURE WHITE RAL 9010 .35
ANTHRACITE GREY RAL 7016 .39	BLUE CAPRI RAL 5019 .48

CABINET LOAD CAPACITY 3100 kg

ART. M 52 A100 C0 13 RS 1F

CABINET WITH HINGED DOORS including:
2 telescopic extension drawers (200 kg)
1 flexible extension drawers (100 kg)
1 tool holder frame for drawers
1 telescopic extension shelf (200 kg)
1 3-edge top shelf
Dim. mm 1020x598x1023 H
Tools and tool holder not included
GREY WHITE STEEL COLOUR RAL 9002
PLASTIC COLOUR GLAMOUR RED

ART. M 52 A200 C0 10 RT PW

CABINET WITH ROLLER SHUTTER including:
1 tool holder frame
2 telescopic extension drawers (200 kg)
2 tool holder frames for drawers
1 telescopic extension shelf (200 kg)
Dim. mm 1020x612x2250 H
Tools and tool holder not included
ANTHRACITE GREY STEEL COLOUR RAL 7016 +
RUBY RED STEEL COLOUR RAL 3003
PLASTIC COLOUR DARK GREY

PLASTIC COLOURS

DARK GREY .M0	MEDITERRANEAN BLUE .M1	SKY BLUE .M2	GLAMOUR RED .M3
RED CARPET .M4	JUICY ORANGE .M5	SUNNY YELLOW .M6	FOREST GREEN .M7

KEY

kg DRAWER CAPACITY

DRAWER EXTENSION

CABINET CLOSING

! ALL INDICATED LOAD CAPACITY VALUES ARE NET AND REFER TO EVENLY DISTRIBUTED WEIGHTS

H 1000 mm

door 775 mm H

ART.		kg		
M 52 A100 C0 10 QT 04	50-75-100	100-96-92%	key	
M 52 A100 T2 10 QT 04	50-75-100	100-96-92%	code	

With 2 frames* - Tool holders not included

H 1000 mm

door 775 mm H

ART.		kg		
M 52 A100 C0 10 QU 04	50-75-100	100-96-92%	key	
M 52 A100 T2 10 QU 04	50-75-100	100-96-92%	code	

With 1 frame* - Tool holders not included

H 1000 mm

door 900 mm H

ART.		kg		
M 52 A100 C0 10 QV 04	50-75-100	100-96-92%	key	
M 52 A100 P5 10 QV 04	50-75-100	100-96-92%	code	

With 2 frames* - Tool holders not included

H 1000 mm



door 900 mm H

ART.		kg		
M 52 A100 C0 10 QW 04	50-75-100	100-96-92%	key	
M 52 A100 P5 10 QW 04	50-75-100	100-96-92%	code	

With 1 frame* - Tool holders not included

*THE DRAWER FRAMES INCLUDE A PAIR OF SUPPORTS
ART. F NC 5630 00 01

NC MASTER 2040x623 mm

H 1000 mm



4 drawers

double door

ART.				
M 52 D100 C0 10 QX 04	50-75-100	100-96-92%	key	

With 2 frames* - Tool holders not included

H 1000 mm



6 drawers

double door

ART.				
M 52 D100 C0 10 QY 04	50-75-100	100-96-92%	key	

With 4 frames* - Tool holders not included

H 1000 mm



9 drawers

single door depht 598 mm

ART.				
M 52 D100 C0 10 QZ 04	50-75-100	100-96-92%	key	

With 2 frames* - Tool holders not included

*THE DRAWER FRAMES INCLUDE A PAIR OF SUPPORTS
ART. F NC 5630 00 01

CAPACITY EXTENSION CLOSING

1020x573 mm

54x27 EH

H 1500 mm

ART.		kg		
M 52 A150 C5 10 RB 04		50-75-100	100-96-92%	-

With 3 frames* - Tool holders not included

H 1500 mm

door 1400 mm

depht 598 mm

ART.		kg		
M 52 A150 C0 10 RC 04		50-75-100	100-96-92%	key
M 52 A150 P5 10 RC 04		50-75-100	100-96-92%	code

With 3 frames* - Tool holders not included

NC MASTER 1020x573 mm

H 2000 mm

ART.		kg		
M 52 A200 X0 10 RD 04	50-75-100	100-96-92%	-	

With 4 frames* - Tool holders not included

H 2000 mm

ART.		kg		
M 52 A200 C5 10 RE 04	50-75-100	100-96-92%	-	

With 2 frames* - Tool holders not included

H 2000 mm

ART.		kg		
M 52 A200 C5 10 RF 04	50-75-100	100-96-92%	-	

With 3 frames* - Tool holders not included

H 2000 mm

ART.		kg		
M 52 A200 C5 10 PS 04	50-75-100	100-96-92%	-	

With 4 frames* - Tool holders not included

kg CAPACITY EXTENSION CLOSING

54x27 EH

CABINET WITH HINGED DOORS including:
1 adjustable shelf, 1 tool holder frame
2 flexible extension drawers (100 kg)
2 tool holder frames for drawers
1 flexible extension shelf (100 kg)
Dim. mm 1020x598x2000 H
Tools, tool holders and toolboxes not included
BLUE STEEL COLOUR RAL 5012 +
GREY WHITE STEEL COLOUR RAL 9010
PLASTIC COLOUR MEDITERRANEAN BLUE

ART. M 52 A200 C0 11 RR GS

*THE DRAWER FRAMES INCLUDE A PAIR OF SUPPORTS ART. F NC 5630 00 01

NC MASTER 1020x598 mm

H 2000 mm



door 1900 mm

ART.		kg		
M 52 A200 C0 10 PT 04	50-75-100	100-96-92%	key	
M 52 A200 P5 10 PT 04	50-75-100	100-96-92%	code	

With 4 frames* - Tool holders not included

H 2000 mm

door 1900 mm

ART.		kg		
M 52 A200 C0 10 PU 04	50-75-100	100-96-92%	key	
M 52 A200 P5 10 PU 04	50-75-100	100-96-92%	code	

With 2 frames* - Tool holders not included

H 2000 mm

door 1900 mm

ART.		kg		
M 52 A200 C0 10 PV 04	50-75-100	100-96-92%	key	
M 52 A200 P5 10 PV 04	50-75-100	100-96-92%	code	

With 3 frames* - Tool holders not included

H 2000 mm

door 1900 mm

ART.		kg		
M 52 A200 C0 10 PW 04	50-75-100	100-96-92%	key	
M 52 A200 P5 10 PW 04	50-75-100	100-96-92%	code	

With 4 frames* - Tool holders not included

kg CAPACITY EXTENSION CLOSING

H 2250 mm



cabinet with roller shutter

ART.		kg		
M 52 A200 C0 10 PX 04	50-75-100	100-96-92%	key	

With 4 frames* - Tool holders not included

H 2250 mm

cabinet with roller shutter

ART.		kg		
M 52 A200 C0 10 PY 04	50-75-100	100-96-92%	key	

With 2 frames* - Tool holders not included

H 2250 mm

cabinet with roller shutter

ART.		kg		
M 52 A200 C0 10 PZ 04	50-75-100	100-96-92%	key	

With 3 frames* - Tool holders not included

H 2250 mm

cabinet with roller shutter

ART.		kg		
M 52 A200 C0 10 QA 04	50-75-100	100-96-92%	key	

With 4 frames* - Tool holders not included

*THE DRAWER FRAMES INCLUDE A PAIR OF SUPPORTS
ART. F NC 5630 00 01

NC MASTER 2040x623 mm

H 2000 mm

double door — 2 drawers

ART.		kg		
M 52 D200 C0 10 QB 04	50-75-100	100-96-92%	key	

With 8 frames* - Tool holders not included

H 2000 mm

double door — 6 drawers

ART.		kg		
M 52 D200 C0 10 QC 04	50-75-100	100-96-92%	key	

With 8 frames* - Tool holders not included

*THE DRAWER FRAMES INCLUDE A PAIR OF SUPPORTS
ART. F NC 5630 00 01

kg CAPACITY EXTENSION CLOSING

ART. M 52 D200 C0 10 RQ NM

CABINET WITH SLIDING DOORS including:
4 telescopic extension drawers (200 kg)
4 tool holder frames for drawers
4 tool holder frames
Dim. mm 2040x623x2000 H
Tools and tool holder not included
GREY WHITE STEEL COLOUR RAL 9002 +
RUBY RED STEEL COLOUR RAL 3003
PLASTIC COLOUR DARK GREY

CONFIGURE YOUR CABINET

H 1000 mm

door 775 mm — Dim. mm 1020x598

ART.		kg		
M 52 A100 C0 10 QL 04		50-75-100	100-96-92%	key
M 52 A100 T2 10 QL 04		50-75-100	100-96-92%	code

Empty cabinet with vertebrate bar

H 1000 mm

door 900 mm — Dim. mm 1020x598

ART.		kg		
M 52 A100 C0 10 QM 04		-	-	key
M 52 A100 P5 10 QM 04		-	-	code

Empty cabinet with vertebrate bar

H 1000 mm

cabinet with 2 sliding doors — Dim. mm 2040x623

ART.		kg		
M 52 D100 C0 10 QN 04		-	-	key

Empty cabinet with 2 vertebrate bars

H 1000 mm

cabinet with 1 sliding door — Dim. mm 2040x598

ART.		kg		
M 52 D100 C0 10 QP 04		-	-	key

Empty cabinet with 2 vertebrate bars, lock on the left side

kg CAPACITY EXTENSION CLOSING

H 1500 mm

Dim. mm 1020x573

ART.		kg		
M 52 A150 C5 10 00 04		-	-	-

Empty cabinet with vertebrate bar

H 1500 mm

door 1400 mm

Dim. mm 1020x598

ART.		kg		
M 52 A150 C0 10 QM 04		-	-	key
M 52 A150 P5 10 QM 04		-	-	code

Empty cabinet with vertebrate bar

H 2000 mm

Dim. mm 1020x573

ART.		kg		
M 52 A200 X0 10 00 04		-	-	-

Empty cabinet

H 2000 mm

Dim. mm 1020x573

ART.		kg		
M 52 A200 C5 10 00 04		-	-	-

Empty cabinet with vertebrate bar

IN THE PRESENCE OF 2 OR MORE DRAWERS/EXTENSIBLE SHELVES, THE USE OF THE VERTEBRATE BAR IS MANDATORY

NC MASTER

H 2000 mm

door 1900 mm — Dim. mm 1020x598

ART.	kg		
M 52 A200 C0 10 QQ 04	-	-	key
M 52 A200 P5 10 QQ 04	-	-	code

Empty cabinet

H 2000 mm

door 1900 mm — Dim. mm 1020x598

ART.	kg		
M 52 A200 C0 10 QM 04	-	-	key
M 52 A200 P5 10 QM 04	-	-	code

Empty cabinet with vertebrate bar

H 2250 mm

cabinet with roller shutter — Dim. mm 1020x612

ART.	kg		
M 52 A200 C0 10 QR 04	-	-	key

Empty cabinet

H 2250 mm

cabinet with roller shutter — Dim. mm 1020x612

ART.	kg		
M 52 A200 C0 10 QS 04	-	-	key

Empty cabinet with vertebrate bar

kg CAPACITY — EXTENSION — CLOSING

H 2000 mm

cabinet with 2 sliding doors

Dim. mm 2040x623

ART.		kg		
M 52 D200 C0 10 0D 04		-	-	key

Empty cabinet

H 2000 mm

cabinet with 2 sliding doors

Dim. mm 2040x623

ART.		kg		
M 52 D200 C0 10 QN 04		-	-	key

Empty cabinet with 2 vertebrate bars

IN THE PRESENCE OF 2 OR MORE DRAWERS/EXTENSIBLE SHELVES, THE USE OF THE VERTEBRATE BAR IS MANDATORY

NC MASTER 1020x573 mm

COMPLETE WITH 4 SUPPORTS

TILTING TOOL HOLDER FRAMES WITH 3 ROWS

ART.	kg	Dim. mm
M 52 TE70 00 00 01 01	150	965x444x66 H

COLOUR GREY RAL 7000

THE FRAMES ARE ADJUSTABLE IN HEIGHT AND CAN BE INSTALLED HORIZONTALLY/ AT AN ANGLE

TOOL HOLDER FRAMES 3-ROWS FOR DRAWERS

ART.	kg	Dim. mm
F NC 5140 00 01	-	890x444x69 H

COLOUR GREY RAL 7000

The capacity of the frame is given by the capacity of the drawer

PAIR OF SUPPORTS

ART.	Tool cone max height mm	Dim. mm
F NC 5630 00 01	A = 93/118/143	446x86 H
F NC 5830 00 01	A = 143/168/193	446x136 H

COLOUR GREY RAL 7000

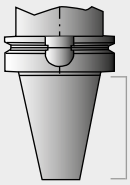

(ref. A) Tool cone height

Tool cone max height in mm (ref. A)	Frame H with drawer in mm (ref. B)
93	115
118	140
143	165
168	190
193	215

(rif. B) Drawer height with frame and tool holder

The drawer height adjustment pitch is 25 mm

ART.	TOOL HOLDER TYPE	Q.TY FOR FRAME M 52 TE70	Q.TY FOR FRAME F NC 5140
F NC 9510 00 03	ISO 30	42	39
F NC 9530 00 03	ISO 40	42	39
F NC 9540 00 03	ISO 45	33	30
F NC 9550 00 03	ISO 50	27	24
F NC 9560 00 03	VDI 30	42	39
F NC 9570 00 03	VDI 40	33	30
F NC 9580 00 03	VDI 50	33	30
F NC 9590 00 03	VDI 60	27	24
F NC 9720 00 03	MORSE TAPER 2	42	39
F NC 9730 00 03	MORSE TAPER 3	42	39
F NC 9740 00 03	MORSE TAPER 4	42	39
F NC 9750 00 03	MORSE TAPER 5	33	30
F NC 9270 00 03	CAPTO C3	42	39
F NC 9275 00 03	CAPTO C4	33	30
F NC 9280 00 03	CAPTO C5	33	30

ART.	TOOL HOLDER TYPE	Q.TY FOR FRAME M 52 TE70	Q.TY FOR FRAME F NC 5140
F NC 9285 00 03	CAPTO C6	33	30
F NC 9290 00 03	CAPTO C8	24	24
F NC 9210 00 03	HSK A32-B40	42	39
F NC 9220 00 03	HSK A40-B50	42	39
F NC 9230 00 03	HSK A50-B63	33	30
F NC 9240 00 03	HSK A63-B80	33	30
F NC 9250 00 03	HSK A80-B100	24	24
F NC 9260 00 03	HSK A100-B125	24	24
F NC 9640 00 03	2"	33	30
F NC 9650 00 03	2" 1/4	27	24
F NC 9010 00 03	58 mm	45	42
F NC 9020 00 03	65 mm	42	39
F NC 9030 00 03	75 mm	36	33
F NC 9040 00 03	87 mm	30	27
F NC 9050 00 03	105 mm	24	24

NC MASTER 1020x573 mm

FLEXIBLE EXTENSION DRAWERS

ART. WITH Dark Grey plastic kit	ART. NO Plastic kit*	Usable dim. mm	Front H mm	kg	
M 52 C050 01 10 0F _ _	M 52 C050 01 00 0F _ _	906x447x31 H	50	50 - 75 - 100	100% - 96% - 92%
M 52 C075 01 10 0F _ _	M 52 C075 01 00 0F _ _	906x447x56 H	75	50 - 75 - 100	100% - 96% - 92%
M 52 C100 01 10 0F _ _	M 52 C100 01 00 0F _ _	906x447x81 H	100	50 - 75 - 100	100% - 96% - 92%
M 52 C125 01 10 0F _ _	M 52 C125 01 00 0F _ _	906x447x106 H	125	50 - 75 - 100	100% - 96% - 92%
M 52 C150 01 10 0F _ _	M 52 C150 01 00 0F _ _	906x447x131 H	150	50 - 75 - 100	100% - 96% - 92%
M 52 C200 01 10 0F _ _	M 52 C200 01 00 0F _ _	906x447x181 H	200	50 - 75 - 100	100% - 96% - 92%
M 52 C250 01 10 0F _ _	M 52 C250 01 00 0F _ _	906x447x231 H	250	50 - 75 - 100	100% - 96% - 92%
M 52 C300 01 10 0F _ _	M 52 C300 01 00 0F _ _	906x447x281 H	300	50 - 75 - 100	100% - 96% - 92%

*MATCH THE ITEM NUMBER TO ONE OF THE PLASTIC KITS AVAILABLE IN THE TABLE BELOW

TELESCOPIC EXTRACTION DRAWERS

ART. WITH Dark Grey plastic kit	ART. NO Plastic kit*	Usable dim. mm	Front H mm	kg	
M 52 C075 01 10 0T _ _	M 52 C075 01 00 0T _ _	906x447x56 H	75	200	100%
M 52 C100 01 10 0T _ _	M 52 C100 01 00 0T _ _	906x447x81 H	100	200	100%
M 52 C125 01 10 0T _ _	M 52 C125 01 00 0T _ _	906x447x106 H	125	200	100%
M 52 C150 01 10 0T _ _	M 52 C150 01 00 0T _ _	906x447x131 H	150	200	100%
M 52 C200 01 10 0T _ _	M 52 C200 01 00 0T _ _	906x447x181 H	200	200	100%
M 52 C250 01 10 0T _ _	M 52 C250 01 00 0T _ _	906x447x231 H	250	200	100%
M 52 C300 01 10 0T _ _	M 52 C300 01 00 0T _ _	906x447x281 H	300	200	100%

*MATCH THE ITEM NUMBER TO ONE OF THE PLASTIC KITS AVAILABLE IN THE TABLE BELOW

PLASTIC PARTS KIT
FOR EXTENSIBLE DRAWERS AND SHELVES

PLASTIC COLOURS	ART.
MEDITERRANEAN BLUE	M 50 PLS1 00 00 00 M1
SKY BLUE	M 50 PLS1 00 00 00 M2
GLAMOUR RED	M 50 PLS1 00 00 00 M3
RED CARPET	M 50 PLS1 00 00 00 M4
JUICY ORANGE	M 50 PLS1 00 00 00 M5
SUNNY YELLOW	M 50 PLS1 00 00 00 M6
FOREST GREEN	M 50 PLS1 00 00 00 M7

kg CAPACITY EXTENSION

FLEXIBLE RETRACTABLE SHELVES

ART. WITH Dark Grey plastic kit	ART. NO Plastic kit*	Usable dim. mm	Front H mm	kg	
M 52 C057 01 10 0F _ _	M 52 C057 01 00 0F _ _	906x447	70	50 - 75 - 100	100% - 96% - 92%

*MATCH THE ITEM NUMBER TO ONE OF THE PLASTIC KITS AVAILABLE IN THE TABLE ON THE LEFT

TELESCOPIC RETRACTABLE SHELVES

ART. WITH Dark Grey plastic kit	ART. NO Plastic kit*	Usable dim. mm	Front H mm	kg	
M 52 C057 01 10 0T _ _	M 52 C057 01 00 0T _ _	906x447	70	200	100%

*MATCH THE ITEM NUMBER TO ONE OF THE PLASTIC KITS AVAILABLE IN THE TABLE ON THE LEFT

ADJUSTABLE SHELF

ART.	Usable dim. mm	Total H mm	kg
M 52 PR25 00 00 01 _ _	963x478	60	100

CAN BE FITTED FRONTALLY TO THE VERTEBRATE BAR

SPARE PARTS - FIXING

SPARE LOCK

ART. M 00 CSR0 8800 00 00
Spare lock with two keys

SPARE KEY

ART. M 00 CF00 0000 00 00

Always specify the number indicated in the cylinder lock where you wish to replace the key

PASSEPARTOUT

ART. M 00 PF.. 0000 00 00
Available in 23 series, numbered from F 01 to F 23.

Master key seriesF 01	ART. M 00 PF01 00 00 00 00
Master key seriesF 02	ART. M 00 PF02 00 00 00 00
Master key seriesF ..	ART. M 00 PF.. 00 00 00 00

CABINET-TO-CABINET FIXING SET

ART. M 00 FIS0 00 00 00 99
Cabinet-to-cabinet fixing set with 4 screws complete with M8 nuts

ART. M 00 SVR0 00 00 00 99
Drilling and hardware for fixing two overlapping cabinets

FLOOR FIXING SET

ART. F AG 9200 00 99
Pair of zinc-plated brackets for cabinet floor fixing

ART. F AG 9204 00 99
2 "HILTI" plugs for concrete floors ≥ to classes C20/25
Recommended traction of the plug: 2.9 kN
Plug diameter: Ø 6 mm

SPARE HANDLE

ART. M 00 PLS0 0000 22 M0
Replacement door handle available in Dark Grey.

OTHER COLOURS ON REQUEST

THE CABINETS MUST BE FIXED TO A FLOOR OR WALL. IF OVERLAPPING, THEY MUST BE FIXED EXCLUSIVELY TO WALLS AND THEIR CAPACITY DIVIDED BY TWO

3-EDGE TOP SHELF

ART.	dim. mm
M 52 T023 AG 00 31 07	1020x573x23 H

Pvc coated shelf for SINGLE CABINET. Colour black

4-EDGE TOP SHELF

ART.	dim. mm
M 52 T023 AG 00 41 07	1020x573x23 H

Pvc coated shelf for SINGLE CABINET. Colour black

ART. M 00 T023 AG 00 F0 00
CABINET TOP SHELF DRILLING FOR 4-EDGE SHELF FIXING



MDF TOP SHELF DIM. 1020x573x32 mm H

ART.	finishes	for cabinet
M 52 T030 MD GM 21 07	1 side profile	RH or LH final

MDF shelf with oil-proof top rubber coating. Colour black

OIL-PROOF RUBBER FINISHING

MDF TOP SHELF DIM. 1020x573x32 mm H

ART.	finishes	for cabinet
M 52 T030 MD GM 11 07	-	central

MDF shelf with oil-proof top rubber coating. Black colour

MDF SHELF APPLICATION



MDF TOP SHELF DIM. 1020x573x32 mm H

ART.	finishes	for cabinet
M 52 T030 MD GM 01 07	2 side profiles	single

MDF shelf with oil-proof top rubber coating. Black colour

ART. M 00 T030 MD 00 F0 00
CABINET TOP SHELF DRILLING FOR MDF AND MULTIPLEX SHELF FIXING
FIXING SCREWS INCLUDED

HEIGHT RAISING PLINTH 50 mm

ART.		dim. mm
M 52 Z050 00 00 00 _ _		1018x572x50 H

HEIGHT RAISING PLINTH 100 mm

ART.		dim. mm
M 52 Z100 00 00 00 _ _		1018x572x100 H

PLINTHS FOR FORK LIFT TRUCK - Colour black RAL 9005

		dim. mm
M 02 Z060 20 00 00 07	pair of plinths	200x569x60 H
M 50 Z060 21 00 00 07	facing piece for pair of plinths	1014x46x55 H

		dim. mm
M 02 Z100 20 00 00 07	plinths	200x569x100 H
M 50 Z100 21 00 00 07	facing piece for plinths	1014x46x95 H

54x27 EH

PARTITIONING MATERIAL

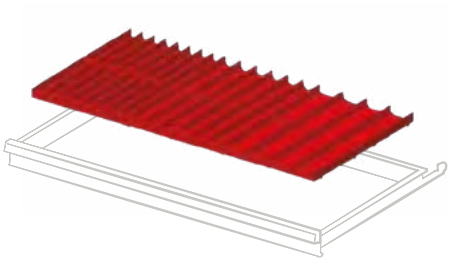

ART.	for front height mm
F FH 4005 12 00	50 - 300

Set including: 6 partitions 4 grooves, 6 partitions 3 grooves, 6 partitions 2 grooves, 15 plain partitions 36 mm, 10 plain partitions 47 mm, 6 plain partitions 73 mm

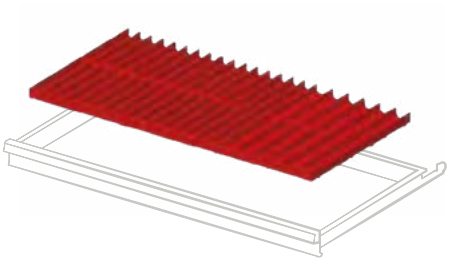

ART.	for front height mm
F FH 4005 15 00	50 - 300

Set including: 12 partitions 4 grooves, 6 partitions 3 grooves, 30 plain partitions 36 mm, 10 plain partitions 47 mm

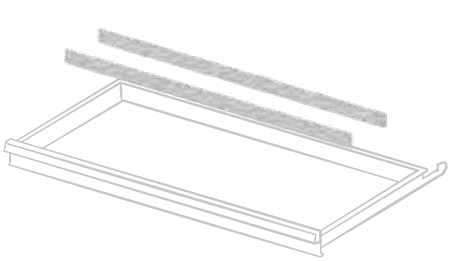

ART.	for front height mm
F FH 4005 01 00	50
F FH 4007 01 00	75
F FH 4010 01 00	100 - 125
F FH 4015 01 00	150
F FH 4020 01 00	200 - 250
F FH 4030 01 00	300

Set including: 2 plain partitions 914 mm

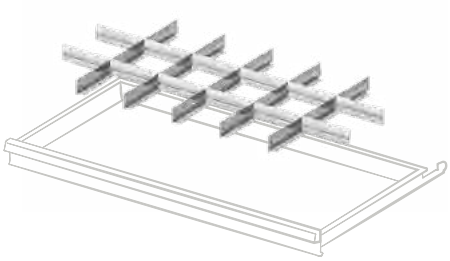

ART.	for front height mm
F FH 4005 03 00	50
F FH 4007 03 00	75
F FH 4010 03 00	100 - 125
F FH 4015 03 00	150
F FH 4020 03 00	200 - 250

Set including: 5 slotted partitions 455 mm, 12 plain partitions 149 mm

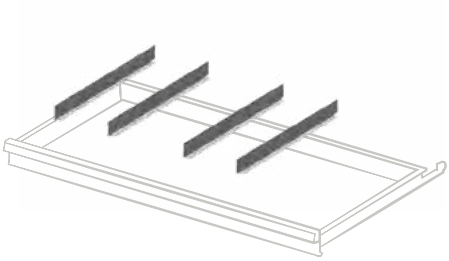

ART.	for front height mm
F FH 4005 04 00	50
F FH 4007 04 00	75
F FH 4010 04 00	100 - 125
F FH 4015 04 00	150
F FH 4020 04 00	200 - 250

Set including: 4 plain partitions 455 mm

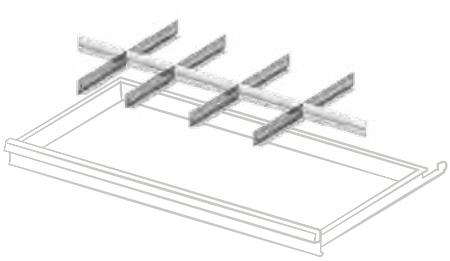

ART.	for front height mm
F FH 4005 05 00	50
F FH 4007 05 00	75
F FH 4010 05 00	100 - 125
F FH 4015 05 00	150
F FH 4020 05 00	200 - 250

Set including: 4 slotted partitions 455 mm, 2 plain partitions 149 mm, 3 plain partitions 200 mm

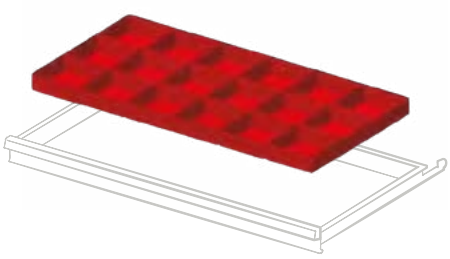

ART.	for front height mm
F FH 4005 11 00	50
F FH 4007 11 00	75
F FH 4010 11 00	100 - 125

Set including: 18 plastic boxes 150x150 mm

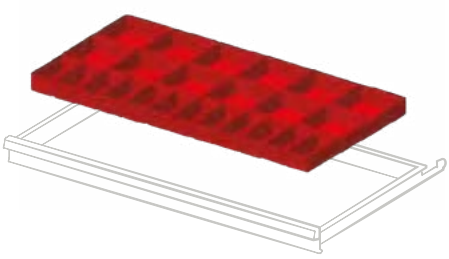

ART.	for front height mm
F FH 4005 13 00	50
F FH 4007 13 00	75
F FH 4010 13 00	100 - 125

Set including: 12 plastic boxes 150x75 mm, 12 plastic boxes 150x150 mm

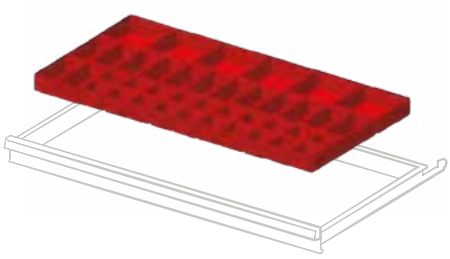

ART.	for front height mm
F FH 4005 16 00	50
F FH 4007 16 00	75

Set including: 20 plastic boxes 75x75 mm, 14 plastic boxes 150x75 mm, 6 plastic boxes 150x150 mm

CONFIGURE A FAMI DRAWER WITH BETA TOOLS

ART. F FH 4007 50 07
Drawer pre-setting kit for Beta thermoformed trays consisting of:
no. 4 F HC 6071 00 07
no. 4 F HC 6471 00 07
no. 1 F HA 2150 00 99

1 unit = 1 Beta thermoformed tray (367x147 mm)
2 unit = 1 Beta thermoformed tray (367x294 mm)
4 unit = 1 Beta thermoformed tray (367x588 mm)

EXAMPLES OF THERMOFORMED TRAY USE

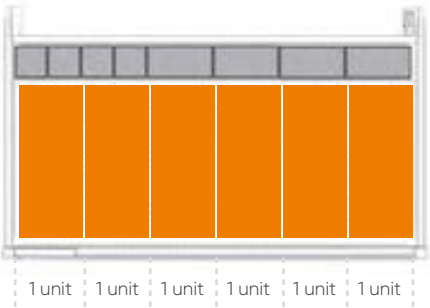

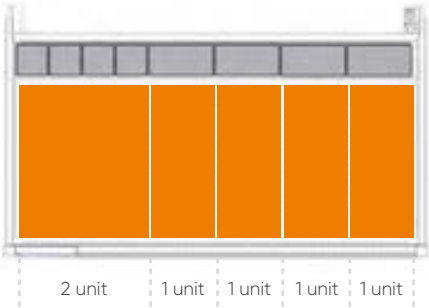

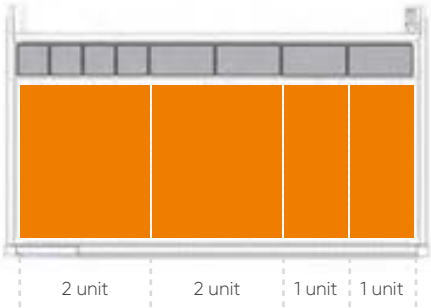

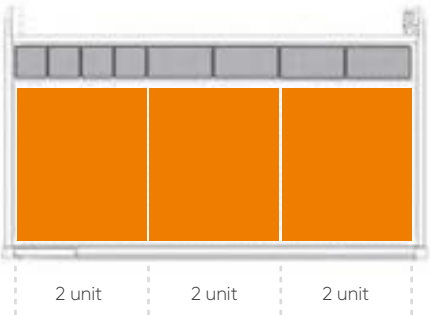

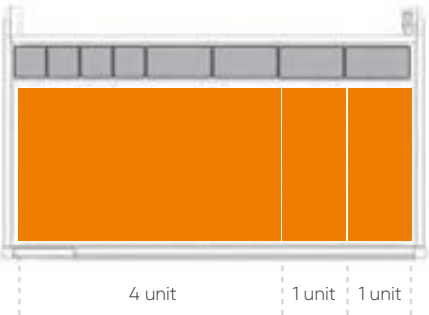

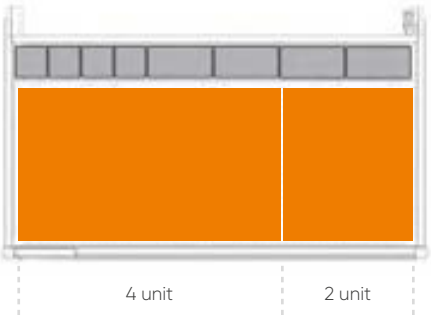

NC MASTER 714x726 mm

METAL COLOURS

GREY RAL 7000 .01

GREEN RAL 6011 .02

BLUE RAL 5012 .04

GREY RAL 7035 .08

GREY WHITE RAL 9002 .1F

RUBY RED RAL 3003 .1G

GENTIAN BLUE RAL 5010 .34

PURE WHITE RAL 9010 .35

ANTHRACITE GREY RAL 7016 .39

BLUE CAPRI RAL 5019 .48

ART. M 33 A100 C0 12 RP FD

CABINET WITH HINGED DOORS including:
3 telescopic extension drawers (200 kg)
2 tool holder frames
3-edge top shelf
Dim. mm 714x751x1023 H
Tools and tool holder not included
GREY STEEL COLOUR RAL 7035 +
GENTIAN BLUE STEEL COLOUR RAL 5010
PLASTIC COLOUR SKY BLUE

CABINET LOAD CAPACITY 3100 kg

PLASTIC COLOURS

DARK GREY .M0

MEDITERRANEAN BLUE .M1

SKY BLUE .M2

GLAMOUR RED .M3

RED CARPET .M4

JUICE ORANGE .M5

SUNNY YELLOW .M6

FOREST GREEN .M7

KEY

DRAWER/ SHELF CAPACITY

DRAWER/ SHELF EXTENSION

CABINET CLOSING

! ALL INDICATED LOAD CAPACITY VALUES ARE NET AND REFER TO EVENLY DISTRIBUTED WEIGHTS

H 1000 mm

door 775 mm H

ART.		kg		
M 33 A100 C0 10 QT 04	50-75-100	100-96-92%	key	
M 33 A100 T2 10 QT 04	50-75-100	100-96-92%	code	

With 2 frames* - Tool holders not included

H 1000 mm

door 900 mm H

ART.		kg		
M 33 A100 C0 10 QV 04	50-75-100	100-96-92%	key	
M 33 A100 P5 10 QV 04	50-75-100	100-96-92%	code	

With 2 frames* - Tool holders not included

*THE DRAWER FRAMES INCLUDE A PAIR OF SUPPORTS ART. F NC 5630 00 01

NC MASTER 1428x776 mm

H 1000 mm

double door

ART.				
M 33 D100 C0 10 QY 04	50-75-100	100-96-92%	key	

With 4 frames* - Tool holders not included

H 1000 mm

single door depht 751 mm

ART.				
M 33 D100 C0 10 QZ 04	50-75-100	100-96-92%	key	

With 2 frames* - Tool holders not included

kg CAPACITY EXTENSION CLOSING

H 1500 mm

ART.		kg		
M 33 A150 C5 10 RB 04	50-75-100	100-96-92%	-	

With 3 frames* - Tool holders not included

H 1500 mm

door 1400 mm depht 751 mm

ART.		kg		
M 33 A150 C0 10 RC 04	50-75-100	100-96-92%	key	
M 33 A150 P5 10 RC 04	50-75-100	100-96-92%	code	

With 3 frames* - Tool holders not included

H 2000 mm

ART.		kg		
M33A200C510QD04	50-75-100	100-96-92%	-	

With 3 frames* - Tool holders not included

H 2000 mm

door 1900 mm depht 751 mm

ART.		kg		
M33A200C010QE04	50-75-100	100-96-92%	key	
M 33 A200 P5 10 QE 04	50-75-100	100-96-92%	code	

With 3 frames* - Tool holders not included

*THE DRAWER FRAMES INCLUDE A PAIR OF SUPPORTS ART. F NC 5630 00 01

NC MASTER 714x765 mm

H 2250 mm

cabinet with roller shutter

ART.		kg		
M 33 A200 C0 10 QF 04	50-75-100	100-96-92%	key	

With 3 frames* - Tool holders not included

H 2250 mm

cabinet with roller shutter

ART.		kg		
M 33 A200 C0 10 QG 04	50-75-100	100-96-92%	key	

With 2 frames* - Tool holders not included

kg CAPACITY EXTENSION CLOSING

1428x776 mm

36x36 EH

H 2000 mm

double door

ART.		kg			
M 33 D200 C0 10 QH 04		50-75-100	100-96-92%	key	

With 4 frames* - Tool holders not included

H 2000 mm

double door

ART.		kg			
M 33 D200 C0 10 QK 04		50-75-100	100-96-92%	key	

With 6 frames* - Tool holders not included

*THE DRAWER FRAMES INCLUDE A PAIR OF SUPPORTS ART. F NC 5630 00 01

CONFIGURE YOUR CABINET

H 1000 mm

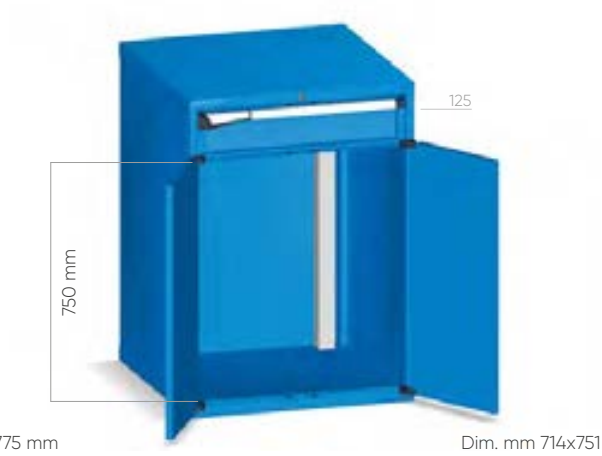

door 775 mm

Dim. mm 714x751

ART.		kg		
M 33 A100 C0 10 QL 04		50-75-100	100-96-92%	key
M 33 A100 T2 10 QL 04		50-75-100	100-96-92%	code

Empty cabinet with vertebrate bar

H 1000 mm



door 900 mm

Dim. mm 714x751

ART.		kg		
M33A100C010QM04		-	-	key
M33A100P510QM04		-	-	code

Empty cabinet with vertebrate bar

H 1000 mm

cabinet with 2 sliding doors

Dim. mm 1428x776

ART.		kg		
M33D100C010QN04		-	-	key

Empty cabinet with 2 vertebrate bars

H 1000 mm

cabinet with 1 sliding door

Dim. mm 1428x751

ART.		kg		
M33D100C010QP04		-	-	key

Empty cabinet with 2 vertebrate bars, lock on the left side

kg CAPACITY EXTENSION CLOSING

H 1500 mm



Dim. mm 714x726

ART.		kg		
M 33 A150 C5 10 00 04		-	-	-

Empty cabinet with vertebrate bar

H 1500 mm

door 1400 mm

Dim. mm 714x751

ART.		kg		
M 33 A150 C0 10 QM 04		-	-	key
M 33 A150 P5 10 QM 04		-	-	code

Empty cabinet with vertebrate bar

H 2000 mm

Dim. mm 714x726

ART.		kg		
M 33 A200 X0 10 00 04		-	-	-

Empty cabinet

H 2000 mm

Dim. mm 714x726

ART.		kg		
M 33 A200 C5 10 00 04		-	-	-

Empty cabinet with vertebrate bar

IN THE PRESENCE OF 2 OR MORE DRAWERS/EXTENSIBLE SHELVES, THE USE OF THE VERTEBRATE BAR IS MANDATORY

NC MASTER

H 2000 mm

door 1900 mm

Dim. mm 714x751

ART.		kg		
M 33 A200 C0 10 QQ 04		-	-	key
M 33 A200 P5 10 QQ 04		-	-	code

Empty cabinet

H 2000 mm



door 1900 mm

Dim. mm 714x751

ART.		kg		
M 33 A200 C0 10 QM 04		-	-	key
M 33 A200 P5 10 QM 04		-	-	code

Empty cabinet with vertebrate bar

H 2250 mm

cabinet with roller shutter

Dim. mm 714x765

ART.		kg		
M 33 A200 C0 10 QR 04		-	-	key

Empty cabinet

H 2250 mm

cabinet with roller shutter

Dim. mm 714x765

ART.		kg		
M 33 A200 C0 10 QS 04		-	-	key

Empty cabinet with vertebrate bar

kg CAPACITY EXTENSION CLOSING

H 2000 mm

cabinet with 2 sliding doors

Dim. mm 1428x776

ART.		kg			
M33D200C0100D04		-		-	key

Empty cabinet

H 2000 mm

cabinet with 2 sliding doors

Dim. mm 1428x776

ART.		kg			
M33D200C010QN04		-		-	key

Empty cabinet with 2 vertebrate bars

IN THE PRESENCE OF 2 OR MORE DRAWERS/EXTENSIBLE SHELVES, THE USE OF THE VERTEBRATE BAR IS MANDATORY

NC MASTER 714x726 mm

COMPLETE WITH
4 SUPPORTS

TILTING TOOL HOLDER FRAMES WITH 3 ROWS

ART.	kg	Dim. mm
M 33 TE70 00 00 01 01	150	659x592x66 H

COLOUR GREY RAL 7000

kg CAPACITY EXTENSION CLOSING

TOOL HOLDER FRAMES 3-ROWS FOR DRAWERS

ART.	kg	Dim. mm
F NC 5220 00 01	-	584x592x69 H

COLOUR GREY RAL 7000

PAIR OF SUPPORTS

ART.	Tool cone max height mm	Dim. mm
F NC 5650 00 01	A = 93/118/143	594x86 H
F NC 5840 00 01	A = 143/168/193	594x136 H

COLOUR GREY RAL 7000

The capacity of the frame is given by the capacity of the drawer

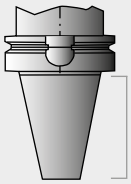

(ref. A)
Tool cone height

max height of the tool trapper (ref. A)	height frame with drawer (ref. B)
93	115
118	140
143	165
168	190
193	215

(ref. B)
Drawer height with frame and tool holder

The drawer height adjustment pitch is 25 mm

ART.	TOOL HOLDER TYPE	Q.TY FOR FRAME M 33 TE70	Q.TY FOR FRAME F NC 5220
F NC 9510 00 03	ISO 30	36	32
F NC 9530 00 03	ISO 40	36	32
F NC 9540 00 03	ISO 45	28	24
F NC 9550 00 03	ISO 50	24	20
F NC 9560 00 03	VDI 30	36	32
F NC 9570 00 03	VDI 40	28	24
F NC 9580 00 03	VDI 50	28	24
F NC 9590 00 03	VDI 60	24	20
F NC 9720 00 03	MORSE TAPER 2	36	32
F NC 9730 00 03	MORSE TAPER 3	36	32
F NC 9740 00 03	MORSE TAPER 4	36	32
F NC 9750 00 03	MORSE TAPER 5	28	24
F NC 9270 00 03	CAPTO C3	36	32
F NC 9275 00 03	CAPTO C4	28	24
F NC 9280 00 03	CAPTO C5	28	24

ART.	TOOL HOLDER TYPE	Q.TY FOR FRAME M 33 TE70	Q.TY FOR FRAME F NC 5220
F NC 9285 00 03	CAPTO C6	28	24
F NC 9290 00 03	CAPTO C8	20	20
F NC 9210 00 03	HSK A32-B40	36	32
F NC 9220 00 03	HSK A40-B50	36	32
F NC 9230 00 03	HSK A50-B63	28	24
F NC 9240 00 03	HSK A63-B80	28	24
F NC 9250 00 03	HSK A80-B100	20	20
F NC 9260 00 03	HSK A100-B125	20	20
F NC 9640 00 03	2"	28	24
F NC 9650 00 03	2" 1/4	24	20
F NC 9010 00 03	58 mm	30	36
F NC 9020 00 03	65 mm	40	32
F NC 9030 00 03	75 mm	36	28
F NC 9040 00 03	87 mm	28	24
F NC 9050 00 03	105 mm	20	20

NC MASTER 714x726 mm

FLEXIBLE EXTENSION DRAWERS

ART. WITH Dark Grey plastic kit	ART. NO Plastic kit*	Usable dim. mm	Front H mm	kg	
M 33 C050 01 10 0F _ _	M 33 C050 01 00 0F _ _	600x600x31 H	50	50 - 75 - 100	100% - 96% - 92%
M 33 C075 01 10 0F _ _	M 33 C075 01 00 0F _ _	600x600x56 H	75	50 - 75 - 100	100% - 96% - 92%
M 33 C100 01 10 0F _ _	M 33 C100 01 00 0F _ _	600x600x81 H	100	50 - 75 - 100	100% - 96% - 92%
M 33 C125 01 10 0F _ _	M 33 C125 01 00 0F _ _	600x600x106 H	125	50 - 75 - 100	100% - 96% - 92%
M 33 C150 01 10 0F _ _	M 33 C150 01 00 0F _ _	600x600x131 H	150	50 - 75 - 100	100% - 96% - 92%
M 33 C200 01 10 0F _ _	M 33 C200 01 00 0F _ _	600x600x181 H	200	50 - 75 - 100	100% - 96% - 92%
M 33 C250 01 10 0F _ _	M 33 C250 01 00 0F _ _	600x600x231 H	250	50 - 75 - 100	100% - 96% - 92%
M 33 C300 01 10 0F _ _	M 33 C300 01 00 0F _ _	600x600x281 H	300	50 - 75 - 100	100% - 96% - 92%

*MATCH THE ITEM NUMBER TO ONE OF THE PLASTIC KITS AVAILABLE IN THE TABLE BELOW

TELESCOPIC EXTRACTION DRAWERS

ART. WITH Dark Grey plastic kit	ART. NO Plastic kit*	Usable dim. mm	Front H mm	kg	
M 33 C075 01 10 0T _ _	M 33 C075 01 00 0T _ _	600x600x56 H	75	200	100%
M 33 C100 01 10 0T _ _	M 33 C100 01 00 0T _ _	600x600x81 H	100	200	100%
M 33 C125 01 10 0T _ _	M 33 C125 01 00 0T _ _	600x600x106 H	125	200	100%
M 33 C150 01 10 0T _ _	M 33 C150 01 00 0T _ _	600x600x131 H	150	200	100%
M 33 C200 01 10 0T _ _	M 33 C200 01 00 0T _ _	600x600x181 H	200	200	100%
M 33 C250 01 10 0T _ _	M 33 C250 01 00 0T _ _	600x600x231 H	250	200	100%
M 33 C300 01 10 0T _ _	M 33 C300 01 00 0T _ _	600x600x281 H	300	200	100%

*MATCH THE ITEM NUMBER TO ONE OF THE PLASTIC KITS AVAILABLE IN THE TABLE BELOW

PLASTIC PARTS KIT
FOR EXTENSIBLE DRAWERS AND SHELVES

PLASTIC COLOURS	ART.
MEDITERRANEAN BLUE	M 30 PLS1 00 00 00 M1
SKY BLUE	M 30 PLS1 00 00 00 M2
GLAMOUR RED	M 30 PLS1 00 00 00 M3
RED CARPET	M 30 PLS1 00 00 00 M4
JUICY ORANGE	M 30 PLS1 00 00 00 M5
SUNNY YELLOW	M 30 PLS1 00 00 00 M6
FOREST GREEN	M 30 PLS1 00 00 00 M7

kg CAPACITY EXTENSION

FLEXIBLE RETRACTABLE SHELVES

ART. WITH Dark Grey plastic kit	ART. NO Plastic kit*	Usable dim. mm	Front H mm	kg	
M 33 C057 01 10 0F _ _	M 33 C057 01 00 0F _ _	600x600	70	50 - 75 - 100	100% - 96% - 92%

*MATCH THE ITEM NUMBER TO ONE OF THE PLASTIC KITS AVAILABLE IN THE TABLE ON THE LEFT

TELESCOPIC RETRACTABLE SHELVES

ART. WITH Dark Grey plastic kit	ART. NO Plastic kit*	Usable dim. mm	Front H mm	kg	
M 33 C057 01 10 0T _ _	M 33 C057 01 00 0T _ _	600x600	70	200	100%

*MATCH THE ITEM NUMBER TO ONE OF THE PLASTIC KITS AVAILABLE IN THE TABLE ON THE LEFT

ADJUSTABLE SHELF

ART.	Usable dim. mm	Total H mm	kg
M 33 PR25 00 00 01 _ _	657x631	60	150

CAN BE FITTED FRONTALLY TO THE VERTEBRATE BAR

SPARE PARTS - FIXING

SPARE LOCK

ART. M 00 CSR0 8800 00 00
Spare lock with two keys

SPARE KEY

ART. M 00 CF00 0000 00 00

Always specify the number indicated in the cylinder lock where you wish to replace the key

PASSEPARTOUT

ART. M 00 PF.. 0000 00 00
Available in 23 series, numbered from F 01 to F 23.

Master key seriesF 01	ART. M 00 PF01 00 00 00 00
Master key seriesF 02	ART. M 00 PF02 00 00 00 00
Master key seriesF ..	ART. M 00 PF.. 00 00 00 00

CABINET-TO-CABINET FIXING SET

ART. M 00 FIS0 00 00 00 99
Cabinet-to-cabinet fixing set with 4 screws complete with M8 nuts

ART. M 00 SVR0 00 00 00 99
Drilling and hardware for fixing two overlapping cabinets

FLOOR FIXING SET

ART. F AG 9200 00 99
Pair of zinc-plated brackets for cabinet floor fixing

ART. F AG 9204 00 99
2 "HILTI" plugs for concrete floors ≥ to classes C20/25
Recommended traction of the plug: 2.9 kN
Plug diameter: Ø 6 mm

SPARE HANDLE

ART. M 00 PLS0 0000 22 M0
Replacement door handle available in Dark Grey.

OTHER COLOURS ON REQUEST

THE CABINETS MUST BE FIXED TO A FLOOR OR WALL IF OVERLAPPING,
THEY MUST BE FIXED EXCLUSIVELY TO WALLS AND THEIR CAPACITY DIVIDED BY TWO

3-EDGE TOP SHELF

ART.	dim. mm
M 33 T023 AG 00 31 07	714x726x23 H

Pvc coated shelf for SINGLE CABINET. Black colour

3-EDGE TOP SHELF

ART.	dim. mm
M 33 T023 AG 00 32 07	1428x726x23 H

Pvc coated shelf for DOUBLE CABINET. Black colour

4-EDGE TOP SHELF

ART.	dim. mm
M 33 T023 AG 00 41 07	714x726x23 H

Pvc coated shelf for SINGLE CABINET. Black colour

ART. M 00 T023 AG 00 F0 00
CABINET TOP SHELF DRILLING FOR 4-EDGE SHELF FIXING



MDF TOP SHELF DIM. 714x726x32 mm H

ART.	finishes	for cabinet
M 33 T030 MD GM 21 07	1 side profile	RH or LH final

MDF shelf with oil-proof top rubber coating. Black colour

OIL-PROOF RUBBER FINISHING

MDF TOP SHELF DIM. 714x726x32 mm H

ART.	finishes	for cabinet
M 33 T030 MD GM 11 07	-	central

MDF shelf with oil-proof top rubber coating. Black colour

MDF SHELF APPLICATION



MDF TOP SHELF DIM. 714x726x32 mm H

ART.	finishes	for cabinet
M 33 T030 MD GM 01 07	2 side profiles	single

MDF shelf with oil-proof top rubber coating. Black colour

ART. M 00 T030 MD 00 F0 00
CABINET TOP SHELF DRILLING FOR MDF AND MULTIPLEX SHELF FIXING
FIXING SCREWS INCLUDED

HEIGHT RAISING PLINTH 50 mm

ART.		dim. mm
M 33 Z050 00 00 00 _ _		712x725x50 H

HEIGHT RAISING PLINTH 100 mm

ART.		dim. mm
M 33 Z100 00 00 00 _ _		712x725x100 H

PLINTHS FOR FORK LIFT TRUCK - Colour black RAL 9005

ART.		dim. mm
M 03 Z060 20 00 00 07	pair of plinths	200x722x60 H
M 30 Z060 21 00 00 07	facing piece for pair of plinths	708x46x55 H

PLINTHS FOR TRANSPALLET - Colour black RAL 9005

ART.		dim. mm
M 33 Z100 10 00 00 07	plinths	712x722x100 H
M 30 Z100 11 00 00 07	facing piece for plinths	708x46x95 H

36x36 EH

PARTITIONING MATERIAL

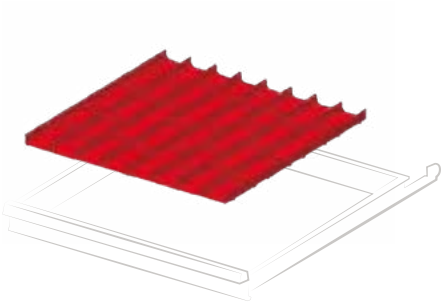

ART.	for front height mm
F FH 2005 15 00	50 - 300

Set including: 16 partitions 2 grooves, 35 plain partitions 73 mm

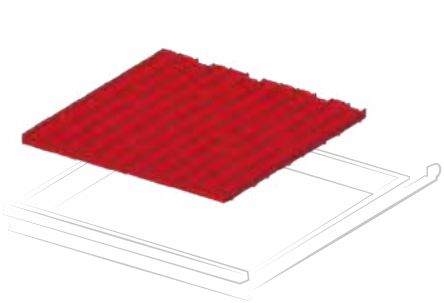

ART.	for front height mm
F FH 2005 16 00	50 - 300

Set including: 16 partitions 3 grooves, 50 plain partitions 47 mm

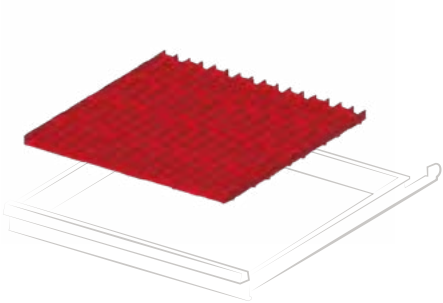

ART.	for front height mm
F FH 2005 17 00	50 - 300

Set including: 16 partitions 4 grooves, 65 plain partitions 36 mm

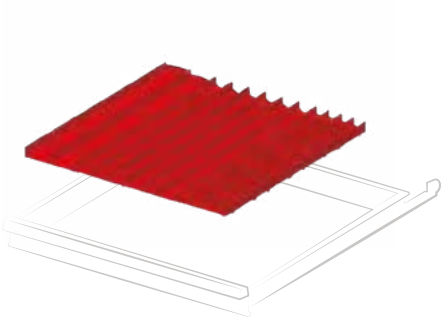

ART.	for front height mm
F FH 2005 20 00	50 - 300

Set including :4 partitions 4 grooves, 8 partitions 3 grooves, 4 partitions 2 grooves, 30 plain partitions 36 mm, 20 plain partitions 47 mm, 10 plain partitions 73 mm

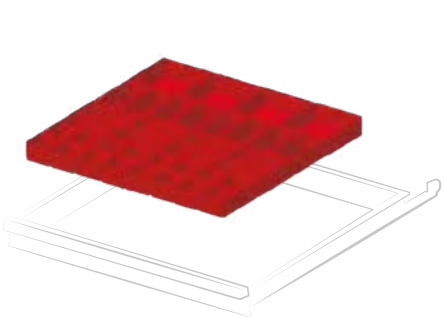

ART.	for front height mm
F FH 2005 12 00	50
F FH 2007 12 00	75

Set including: 16 plastic boxes 75x75 mm, 16 plastic boxes 150x75 mm, 4 plastic boxes 150x150 mm

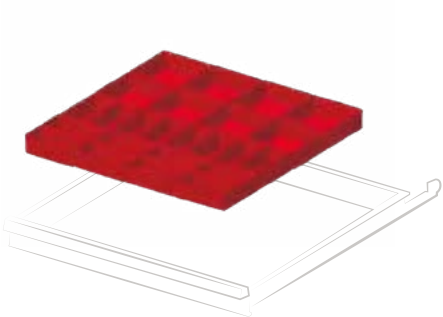

ART.	for front height mm
F FH 2005 13 00	50
F FH 2007 13 00	75
F FH 2010 13 00	100 - 125

Set including: 16 plastic boxes 150x75 mm, 8 plastic boxes 150x150 mm

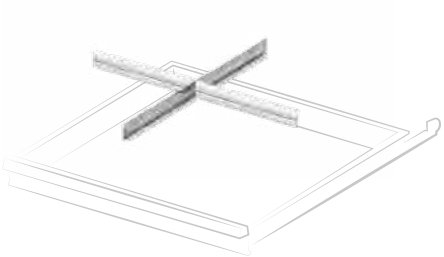

ART.	for front height mm
F FH 2005 05 00	50
F FH 2007 05 00	75
F FH 2010 05 00	100 - 125
F FH 2015 05 00	150
F FH 2020 05 00	200 - 250
F FH 2030 05 00	300

Set including: 1 slotted partition 610 mm, 2 plain partitions 302 mm

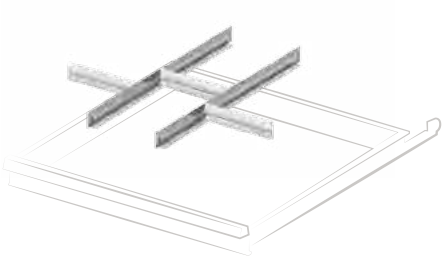

ART.	for front height mm
F FH 2005 06 00	50
F FH 2007 06 00	75
F FH 2010 06 00	100 - 125
F FH 2015 06 00	150
F FH 2020 06 00	200 - 250
F FH 2030 06 00	300

Set including: 2 slotted partitions 610 mm, 3 plain partitions 200 mm

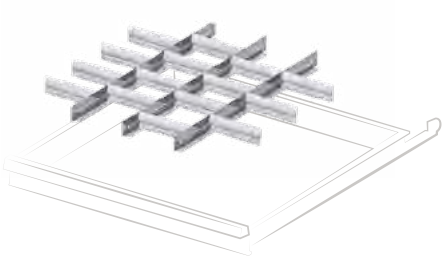

ART.	for front height mm
F FH 2005 07 00	50
F FH 2007 07 00	75
F FH 2010 07 00	100 - 125
F FH 2015 07 00	150
F FH 2020 07 00	200 - 250

Set including: 3 slotted partitions 610 mm, 15 plain partitions 149 mm

CONFIGURE A FAMI DRAWER WITH BETA TOOLS

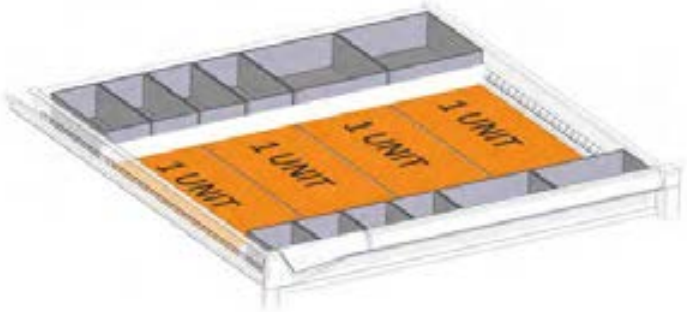

ART. F FH 2007 50 07
Drawer pre-setting kit for Beta thermoformed trays consisting of:
no. 4 F HC 6071 00 07
no. 6 F HC 6471 00 07
no. 2 F HC 6871 00 07
no. 1 F HA 1140 00 99
no. 1 F HA 2140 00 99

1 unit = 1 Beta thermoformed tray (367x147 mm)
2 unit = 1 Beta thermoformed tray (367x294 mm)
4 unit = 1 Beta thermoformed tray (367x588 mm)

EXAMPLES OF THERMOFORMED TRAY USE









NC MASTER 1020x726 mm

METAL COLOURS

GREY RAL 7000 .01	GREEN RAL 6011 .02
BLUE RAL 5012 .04	GREY RAL 7035 .08
GREY WHITE RAL 9002 .1F	RUBY RED RAL 3003 .1G
GENTIAN BLUE RAL 5010 .34	PURE WHITE RAL 9010 .35
ANTHRACITE GREY RAL 7016 .39	BLUE CAPRI RAL 5019 .48

ART. M 53 A150 C5 10 SA NR

CABINET with:
3 telescopic extension drawers (200 kg)
3 tool holder frames for drawers
Dim. mm 1020x726x1500 H
Tools and tool holder not included
GREY WTHITE STEEL COLOUR RAL 9002 +
GENTIAN BLUE STEEL COLOUR RAL 5010
PLASTIC COLOUR DARK GREY

ART. M 53 A200 C0 10 SD PV

CABINET WITH HINGED DOORS including:
1 height adjustable shelf
3 telescopic extension drawers (200 kg)
3 tool holder frames for drawers
Dim. mm 1020x751x2000 H
Tools and tool holder not included
ANTHRACITE GREY STEEL COLOUR RAL 7016 +
PURE WHITE STEEL COLOUR RAL 9010
PLASTIC COLOUR DARK GREY

CABINET LOAD CAPACITY 3100 kg

PLASTIC COLOURS

DARK GREY .M0	MEDITERRANEAN BLUE .M1	SKY BLUE .M2	GLAMOUR RED .M3
RED CARPET .M4	JUICY ORANGE .M5	SUNNY YELLOW .M6	FOREST GREEN .M7

KEY

SHELF/ DRAWER CAPACITY

EXTENSION DRAWER / SHELF

CABINET CLOSING

! ALL INDICATED LOAD CAPACITY VALUES ARE NET AND REFER TO EVENLY DISTRIBUTED WEIGHTS

H 1000 mm

door 775 mm H

ART.	kg		
M53A100C010RW04	200	100%	key
M53A100T210RW04	200	100%	code

Whit 2 frames* - Tool holders not included

H 1000 mm

door 900 mm H

ART.	kg		
M 53 A100 C0 10 RX 04	200	100%	key
M 53 A100 P5 10 RX 04	200	100%	code

Whit 2 frames* - Tool holders not included

*ALL INDICATED LOAD CAPACITY VALUES ARE NET AND REFER TO EVENLY DISTRIBUTED WEIGHTS

NC MASTER 2020x776 mm

H 1000 mm

double door

ART.	kg		
M 53 D100 C0 10 RY 04	200	100%	key

Con 4 frames* - Tool holders not included

H 1000 mm

single door depht 751 mm

ART.	kg		
M 53 D100 C0 10 RZ 04	200	100%	key

Con 2 frames* - Tool holders not included

*THE DRAWER FRAMES INCLUDE A PAIR OF SUPPORTS ART. F NC 5630 00 01

kg CAPACITY EXTENSION CLOSING

H 1500 mm

ART.		kg		
M 53 A150 C5 10 SA 04		200	100%	-

Con 3 frames* - Tool holders not included

H 1500 mm

door 1400 mm depht 751 mm

ART.		kg		
M 53 A150 C0 10 SB 04		200	100%	key
M 53 A150 P5 10 SB 04		200	100%	code

Con 3 frames* - Tool holders not included

H 2000 mm

ART.		kg		
M 53 A200 C5 10 SC 04		200	100%	-

Con 3 frames* - Tool holders not included

H 2000 mm

door 1900 mm depht 751 mm

ART.		kg		
M 53 A200 C0 10 SD 04		200	100%	key
M 53 A200 P5 10 SD 04		200	100%	code

Con 3 frames* - Tool holders not included

NC MASTER 1020x726 mm

H 2000 mm



ART.	kg		
M 53 A200 C5 10 SE 04	200	100%	-

With 2 frames* - Tool holders not included

H 2000 mm

door 1900 mm

depht 751 mm

ART.	kg		
M 53 A200 C0 10 SF 04	200	100%	key
M 53 A200 P5 10 SF 04	200	100%	code

With 2 frames* - Tool holders not included

*THE DRAWER FRAMES INCLUDE A PAIR OF SUPPORTS
ART. F NC 5630 00 01

kg CAPACITY EXTENSION CLOSING

1020x765 mm

54x36 EH

H 2250 mm

cabinet with roller shutter

ART.		kg			
M53A200C010SG04		200	100%	key	

With 3 frames* - Tool holders not included

H 2250 mm

cabinet with roller shutter

ART.		kg			
M53A200C010SH04		200	100%	key	

With 2 frames* - Tool holders not included



NC MASTER 2040x776 mm

H 2000 mm

double door

ART.		kg		
M 53 D200 C010 SJ 04		200	100%	key

With 4 frames* - Tool holders not included

kg CAPACITY EXTENSION CLOSING

H 2000 mm

double door

ART.		kg		
M 53 D200 C0 10 SK 04		200	100%	key

With 6 frames* - Tool holders not included

*THE DRAWER FRAMES INCLUDE A PAIR OF SUPPORTS ART. F NC 5630 00 01

CONFIGURE YOUR CABINET

H 1000 mm

cabinet with 2 sliding doors — Dim. mm 2040x776

ART.		kg		
M53D100C010QN04		-	-	key

Empty cabinet with 2 vertebrate bars

H 1000 mm

cabinet with 1 sliding door — Dim. mm 2040x751

ART.		kg		
M53D100C010QP04		-	-	key

Empty cabinet with 2 vertebrate bars, lock on the left side

kg CAPACITY EXTENSION CLOSING

H 1000 mm

door 775 mm H

Dim. mm 1020x751

ART.	kg			
M 53 A100 C0 10 SL 04	200	100%	key	
M 53 A100 T2 10 SL 04	200	100%	code	

Empty cabinet with vertebrate bar

H 1000 mm

door 900 mm H

Dim. mm 1020x751

ART.	kg			
M 53 A100 C0 10 QM 04	-	-	key	
M 53 A100 P5 10 QM 04	-	-	code	

Empty cabinet with vertebrate bar

H 1500 mm

Dim. mm 1020x726

ART.	kg			
M 53 A150 C5 10 00 04	-	-	-	

Empty cabinet with vertebrate bar

H 1500 mm

door 1400 mm H

Dim. mm 1020x751

ART.	kg			
M 53 A150 C0 10 QM 04	-	-	key	
M 53 A150 P5 10 QM 04	-	-	code	

Empty cabinet with vertebrate bar

IN THE PRESENCE OF 2 OR MORE DRAWERS/EXTENSIBLE SHELVES, THE USE OF THE VERTEBRATE BAR IS MANDATORY

NC MASTER

H 2000 mm

Dim. mm 1020x726

ART.		kg		
M 53 A200 X0 10 00 04		-	-	-

Empty cabinet

H 2000 mm

Dim. mm 1020x726

ART.		kg		
M 53 A200 C5 10 00 04		-	-	-

Empty cabinet with vertebrate bar

H 2000 mm

door 1900 mm H

Dim. mm 1020x751

ART.		kg		
M 53 A200 C0 10 QQ 04		-	-	key
M 53 A200 P5 10 QQ 04		-	-	code

Empty cabinet

H 2000 mm

door 1900 mm H

Dim. mm 1020x751

ART.		kg		
M 53 A200 C0 10 QM 04		-	-	key
M 53 A200 P5 10 QM 04		-	-	code

Empty cabinet with vertebrate bar

kg CAPACITY EXTENSION CLOSING

H 2250 mm

cabinet with roller shutter

Dim. mm 1020x765

ART.		kg		
M 53 A200 C0 10 QR 04		-	-	key

Empty cabinet

H 2250 mm

cabinet with roller shutter

Dim. mm 1020x765

ART.		kg		
M 53 A200 C0 10 QS 04		-	-	key

Empty cabinet with vertebrate bar

IN THE PRESENCE OF 2 OR MORE DRAWERS/EXTENSIBLE SHELVES, THE USE OF THE VERTEBRATE BAR IS MANDATORY

NC MASTER

TOOL HOLDER FRAMES 4-ROWS FOR DRAWERS

ART.	kg	Dim. mm
F NC 5240 00 01	-	890x592x69 H

COLOUR GREY RAL 7000

The capacity of the frame is given by the capacity of the drawer

PAIR OF SUPPORTS

ART.	Tool cone max height mm	Dim. mm
F NC 5650 00 01	A = 93/118/143	594x86 H
F NC 5840 00 01	A = 143/168/193	594x136 H

COLOUR GREY RAL 7000

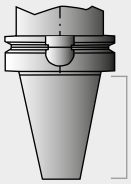

(ref. A)
Tool cone height

max height of the tool trapper (ref. A)	height frame with drawer (ref. B)
93	115
118	140
143	165
168	190
193	215

(ref. B)
Drawer height with frame and tool holder

The drawer height adjustment pitch is 25 mm

ART.	TOOL HOLDER TYPE	Q.TY FOR FRAME F NC 5240
F NC 9510 00 03	ISO 30	52
F NC 9530 00 03	ISO 40	52
F NC 9540 00 03	ISO 45	40
F NC 9550 00 03	ISO 50	32
F NC 9560 00 03	VDI 30	52
F NC 9570 00 03	VDI 40	40
F NC 9580 00 03	VDI 50	40
F NC 9590 00 03	VDI 60	32
F NC 9720 00 03	MORSE TAPER 2	52
F NC 9730 00 03	MORSE TAPER 3	52
F NC 9740 00 03	MORSE TAPER 4	52
F NC 9750 00 03	MORSE TAPER 5	40
F NC 9270 00 03	CAPTO C3	52
F NC 9275 00 03	CAPTO C4	40
F NC 9280 00 03	CAPTO C5	40

ART.	TOOL HOLDER TYPE	Q.TY FOR FRAME F NC 5240
F NC 9285 00 03	CAPTO C6	40
F NC 9290 00 03	CAPTO C8	32
F NC 9210 00 03	HSK A32-B40	52
F NC 9220 00 03	HSK A40-B50	52
F NC 9230 00 03	HSK A50-B63	40
F NC 9240 00 03	HSK A63-B80	40
F NC 9250 00 03	HSK A80-B100	32
F NC 9260 00 03	HSK A100-B125	32
F NC 9640 00 03	2"	40
F NC 9650 00 03	2" 1/4	32
F NC 9010 00 03	58 mm	56
F NC 9020 00 03	65 mm	52
F NC 9030 00 03	75 mm	44
F NC 9040 00 03	87 mm	38
F NC 9050 00 03	105 mm	32

FLEXIBLE EXTENSION DRAWERS

ART. WITH Dark Grey plastic kit	ART. NO Plastic kit*	Usable dim. mm	Front H mm	kg	
M 53 C050 01 10 0F _ _	M 53 C050 01 00 0F _ _	906x600x31 H	50	50 - 75 - 100	100% - 96% - 92%
M 53 C075 01 10 0F _ _	M 53 C075 01 00 0F _ _	906x600x56 H	75	50 - 75 - 100	100% - 96% - 92%
M 53 C100 01 10 0F _ _	M 53 C100 01 00 0F _ _	906x600x81 H	100	50 - 75 - 100	100% - 96% - 92%
M 53 C125 01 10 0F _ _	M 53 C125 01 00 0F _ _	906x600x106 H	125	50 - 75 - 100	100% - 96% - 92%
M 53 C150 01 10 0F _ _	M 53 C150 01 00 0F _ _	906x600x131 H	150	50 - 75 - 100	100% - 96% - 92%
M 53 C200 01 10 0F _ _	M 53 C200 01 00 0F _ _	906x600x181 H	200	50 - 75 - 100	100% - 96% - 92%
M 53 C250 01 10 0F _ _	M 53 C250 01 00 0F _ _	906x600x231 H	250	50 - 75 - 100	100% - 96% - 92%
M 53 C300 01 10 0F _ _	M 53 C300 01 00 0F _ _	906x600x281 H	300	50 - 75 - 100	100% - 96% - 92%

*MATCH THE ITEM NUMBER TO ONE OF THE PLASTIC KITS AVAILABLE IN THE TABLE BELOW

TELESCOPIC EXTRACTION DRAWERS

ART. WITH Dark Grey plastic kit	ART. NO Plastic kit*	Usable dim. mm	Front H mm	kg	
M 53 C075 01 10 0T _ _	M 53 C075 01 00 0T _ _	906x600x56 H	75	200	100%
M 53 C100 01 10 0T _ _	M 53 C100 01 00 0T _ _	906x600x81 H	100	200	100%
M 53 C125 01 10 0T _ _	M 53 C125 01 00 0T _ _	906x600x106 H	125	200	100%
M 53 C150 01 10 0T _ _	M 53 C150 01 00 0T _ _	906x600x131 H	150	200	100%
M 53 C200 01 10 0T _ _	M 53 C200 01 00 0T _ _	906x600x181 H	200	200	100%
M 53 C250 01 10 0T _ _	M 53 C250 01 00 0T _ _	906x600x231 H	250	200	100%
M 53 C300 01 10 0T _ _	M 53 C300 01 00 0T _ _	906x600x281 H	300	200	100%

*MATCH THE ITEM NUMBER TO ONE OF THE PLASTIC KITS AVAILABLE IN THE TABLE BELOW

PLASTIC PARTS KIT
FOR EXTENSIBLE DRAWERS AND SHELVES

PLASTIC COLOURS	ART.
MEDITERRANEAN BLUE	M 50 PLS1 00 00 00 M1
SKY BLUE	M 50 PLS1 00 00 00 M2
GLAMOUR RED	M 50 PLS1 00 00 00 M3
RED CARPET	M 50 PLS1 00 00 00 M4
JUICY ORANGE	M 50 PLS1 00 00 00 M5
SUNNY YELLOW	M 50 PLS1 00 00 00 M6
FOREST GREEN	M 50 PLS1 00 00 00 M7

kg CAPACITY EXTENSION

FLEXIBLE RETRACTABLE SHELVES

ART. WITH Dark Grey plastic kit	ART. NO Plastic kit*	Usable dim. mm	side H mm	kg	
M 53 C057 01 10 0F _ _	M 53 C057 01 00 0F _ _	906x600	70	50 - 75 - 100	100% - 96% - 92%

*MATCH THE ITEM NUMBER TO ONE OF THE PLASTIC KITS AVAILABLE IN THE TABLE ON THE LEFT

TELESCOPIC RETRACTABLE SHELVES

ART. WITH Dark Grey plastic kit	ART. NO Plastic kit*	Usable dim. mm	side H mm	kg	
M 53 C057 01 10 0T _ _	M 53 C057 01 00 0T _ _	906x600	70	200	100%

*MATCH THE ITEM NUMBER TO ONE OF THE PLASTIC KITS AVAILABLE IN THE TABLE ON THE LEFT

ADJUSTABLE SHELF

ART.	Usable dim. mm	Total H mm	kg
M 53 PR25 00 00 01 _ _	963x631	60	100

CAN BE FITTED FRONTALLY TO THE VERTEBRATE BAR

SPARE PARTS - FIXING

SPARE LOCK

ART. M 00 CSR0 8800 00 00
Spare lock with two keys

SPARE KEY

ART. M 00 CF00 0000 00 00

Always specify the number indicated in the cylinder lock where you wish to replace the key

PASSEPARTOUT

ART. M 00 PF.. 0000 00 00
Available in 23 series, numbered from F 01 to F 23.

Master key seriesF 01	ART. M 00 PF01 00 00 00 00
Master key seriesF 02	ART. M 00 PF02 00 00 00 00
Master key seriesF ..	ART. M 00 PF.. 00 00 00 00

CABINET-TO-CABINET FIXING SET

ART. M 00 FIS0 00 00 00 99
Cabinet-to-cabinet fixing set with 4 screws complete with M8 nuts

ART. M 00 SVR0 00 00 00 99
Drilling and hardware for fixing two overlapping cabinets

FLOOR FIXING SET

ART. F AG 9200 00 99
Pair of zinc-plated brackets for cabinet floor fixing

ART. F AG 9204 00 99
2 "HILTI" plugs for concrete floors ≥ to classes C20/25
Recommended traction of the plug: 2.9 kN
Plug diameter: Ø 6 mm

SPARE HANDLE

ART. M 00 PLS0 0000 22 M0
Replacement door handle available in Dark Grey.

OTHER COLOURS ON REQUEST

THE CABINETS MUST BE FIXED TO A FLOOR OR WALL. IF OVERLAPPING, THEY MUST BE FIXED EXCLUSIVELY TO WALLS AND THEIR CAPACITY DIVIDED BY TWO

3-EDGE TOP SHELF

ART.	dim. mm
M 53 T023 AG 00 31 07	1020x726x23 H

Pvc coated shelf for SINGLE CABINET. Black colour

4-EDGE TOP SHELF

ART.	dim. mm
M 53 T023 AG 00 41 07	1020x726x23 H

Pvc coated shelf for SINGLE CABINET. Black colour

ART. M 00 T023 AG 00 F0 00
CABINET TOP SHELF DRILLING FOR 4-EDGE SHELF FIXING



MDF TOP SHELF DIM. 1020x726x32 mm H

ART.	finishes	for cabinet
M 53 T030 MD GM 21 07	1 side profile	RH or LH final

MDF shelf with oil-proof top rubber coating. Black colour

MDF TOP SHELF DIM. 1020x726x32 mm H

ART.	finishes	for cabinet
M 53 T030 MD GM 11 07	-	central

MDF shelf with oil-proof top rubber coating. Black colour



MDF TOP SHELF DIM. 1020x726x32 mm H

ART.	finishes	for cabinet
M 53 T030 MD GM 01 07	2 profili laterali	single

MDF shelf with oil-proof top rubber coating. Black colour

ART. M 00 T030 MD 00 F0 00
CABINET TOP SHELF DRILLING FOR MDF AND MULTIPLEX SHELF FIXING
FIXING SCREWS INCLUDED

OIL-PROOF RUBBER FINISHING

MDF SHELF APPLICATION

HEIGHT RAISING PLINTH 50 mm

ART.		dim. mm
M 53 Z050 00 00 00 _ _		1018x725x50 H

HEIGHT RAISING PLINTH 100 mm

ART.		dim. mm
M 53 Z100 00 00 00 _ _		1018x725x100 H

PLINTHS FOR FORK LIFT TRUCK - Colour black RAL 9005

ART.		dim. mm
M 03 Z060 20 00 00 07	pair of plinths	200x722x60 H
M 50 Z060 21 00 00 07	facing piece for pair of plinths	1014x46x55 H

ART.		dim. mm
M 03 Z100 20 00 00 07	plinths	200x722x100 H
M 50 Z100 21 00 00 07	facing piece for plinths	1014x46x95 H

54x36 EH

PARTITIONING MATERIAL

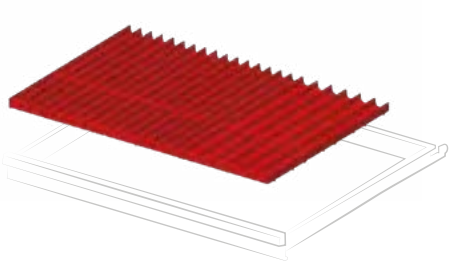

ART.	for front height mm
F FH 5005 19 00	50 - 300

Set including: 16 partitions 4 grooves, 8 partitions 3 grooves, 30 plain partitions 36 mm, 10 plain partitions 47 mm

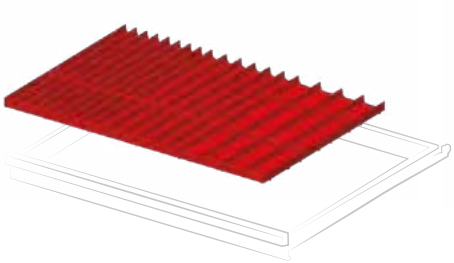

ART.	for front height mm
F FH 5005 09 00	50 - 300

Set including: 8 partitions 4 grooves, 8 partitions 3 grooves, 8 partitions 2 grooves, 15 plain partitions 36 mm, 10 plain partitions 47 mm, 6 plain partitions 73 mm

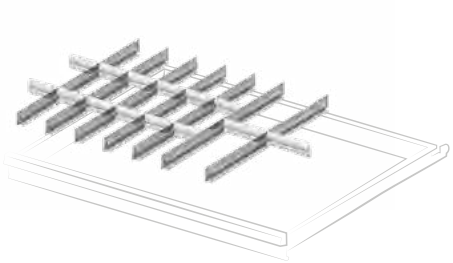

ART.	for front height mm
F FH 5005 15 00	50
F FH 5007 15 00	75
F FH 5010 15 00	100 - 125

Set including: 7 slotted partitions 610 mm, 12 plain partitions 98 mm, 2 plain partitions 149 mm

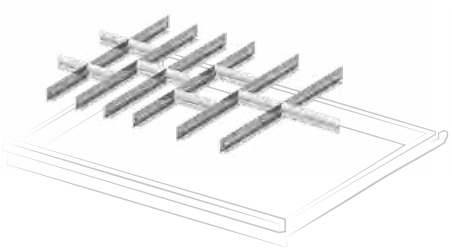

ART.	for front height mm
F FH 5005 14 00	50
F FH 5007 14 00	75
F FH 5010 14 00	100 - 125

Set including: 6 slotted partitions 610 mm, 6 plain partitions 98 mm, 3 plain partitions 149 mm, 1 plain partition 200 mm

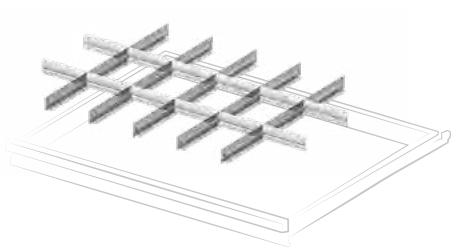

ART.	for front height mm
F FH 5005 13 00	50
F FH 5007 13 00	75
F FH 5010 13 00	100 - 125
F FH 5015 13 00	150
F FH 5020 13 00	200 - 250
F FH 5030 13 00	300

Set including: 5 slotted partitions 610 mm, 12 plain partitions 149 mm

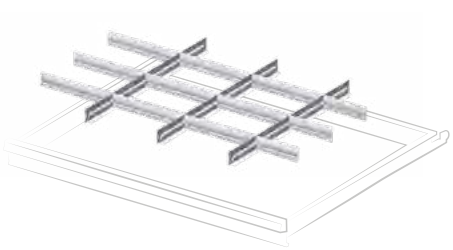

ART.	for front height mm
F FH 5005 01 00	50
F FH 5007 01 00	75
F FH 5010 01 00	100 - 125
F FH 5015 01 00	150
F FH 5020 01 00	200 - 250
F FH 5030 01 00	300

Set including: 3 slotted partitions 610 mm, 3 plain partitions 149 mm, 9 plain partitions 251 mm

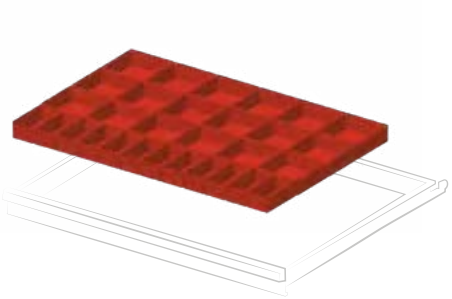

ART.	for front height mm
F FH 5005 08 00	50
F FH 5007 08 00	75
F FH 5010 08 00	100 - 125

Set including: 12 plain boxes 150x75 mm, 18 plain boxes 150x150 mm

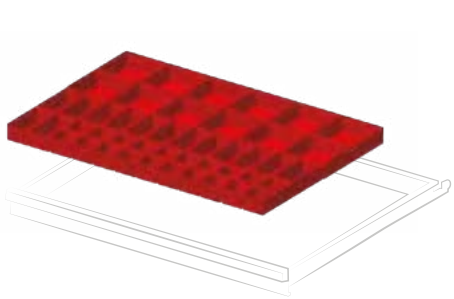

ART.	for front height mm
F FH 5005 17 00	50
F FH 5007 17 00	75

Set including: 20 plastic boxes 75x75 mm, 14 plastic boxes 150x75 mm, 12 plastic boxes 150x150 mm

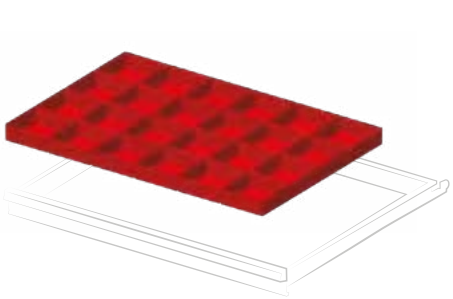

ART.	for front height mm
F FH 5005 18 00	50
F FH 5007 18 00	75
F FH 5010 18 00	100 - 125

Set including: 24 plastic boxes 150x150 mm

54x36 EH

CONFIGURE A FAMI DRAWER WITH BETA TOOLS



ART. F FH 5007 50 07
Drawer pre-setting kit for Beta thermoformed trays consisting of:
no. 4 F HC 6071 00 07
no. 8 F HC 6471 00 07
no. 4 F HC 6871 00 07
no. 1 F HA 1150 00 99
no. 1 F HA 2150 00 99

1 unit = 1 Beta thermoformed tray (367x147 mm)
2 unit = 1 Beta thermoformed tray (367x294 mm)
4 unit = 1 Beta thermoformed tray (367x588 mm)

EXAMPLES OF THERMOFORMED TRAY USE

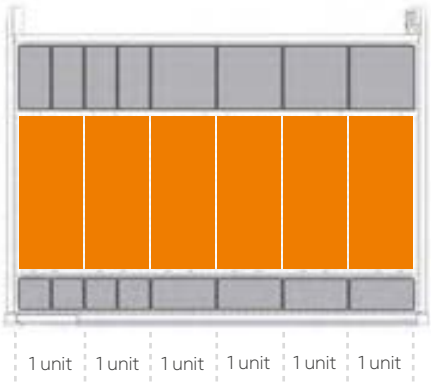

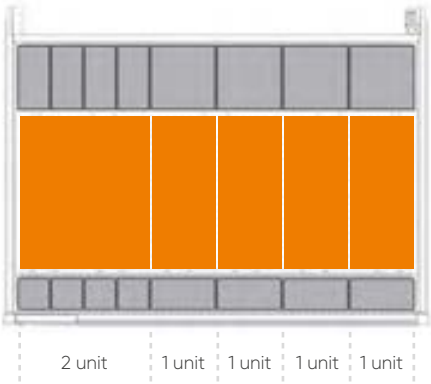

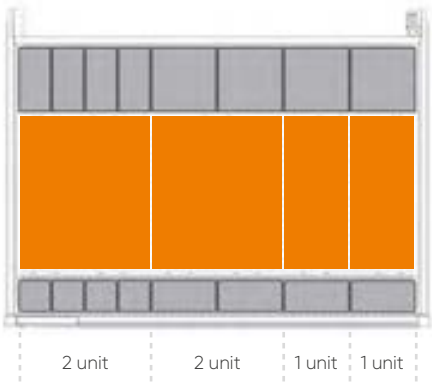

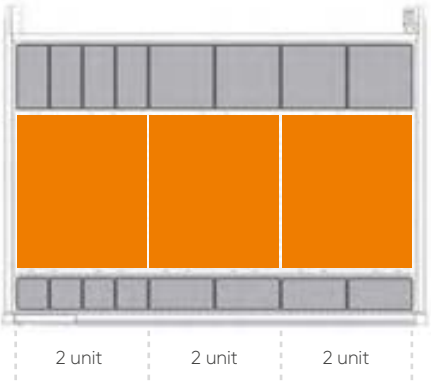

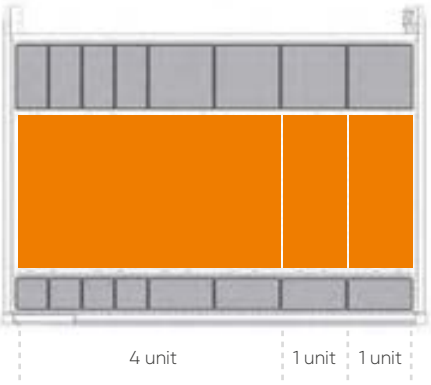

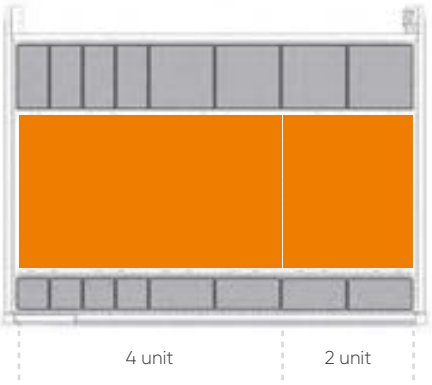

HEIGHT ADJUSTABLE SHELF

REDUCED DISTANCES

LARGER FIELD OF VIEW

DYNAMIC

The dynamic and ergonomic design of Dynamic workstations lends itself to a variety of work environments, mainly in the mechanical engineering, electronics, assembly and test laboratory industries. Their highly modular nature allows solutions to be designed, implemented and developed in step with the changing needs of the operators over time. Each solution, in terms of size and composition, is the result of a combination between maximised objective operational functionality and a dynamic and modern presentation. Numerous details are specifically aimed at user comfort, like the height-adjustable worktop, that optimises freedom of movement, enhancing performance and productivity. Wide range of accessories suitable for retrofitting.

ERGONOMIC

! ALL INDICATED LOAD CAPACITY VALUES ARE NET AND REFER TO EVENLY DISTRIBUTED WEIGHTS

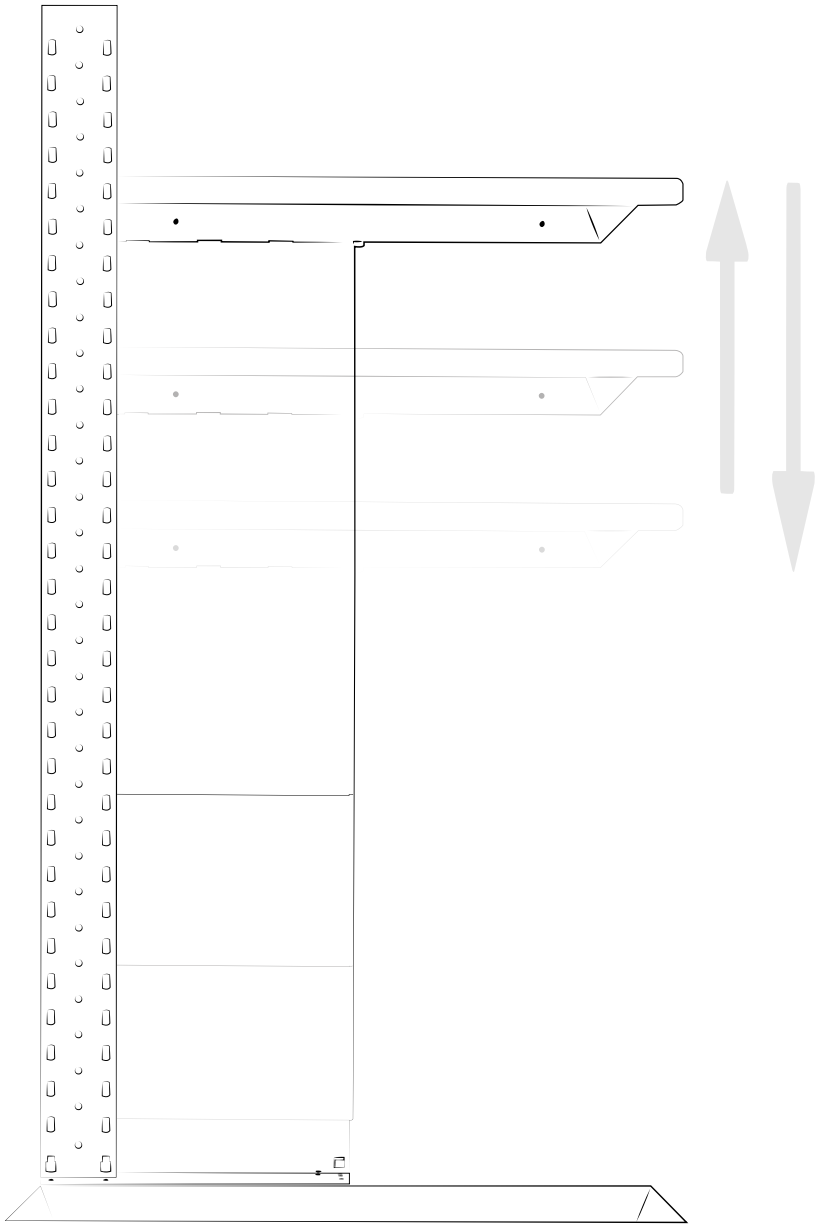

METALWORKING



ASSEMBLY

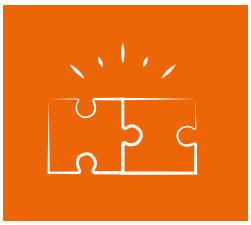

QUALITY CONTROL

LABORATORY

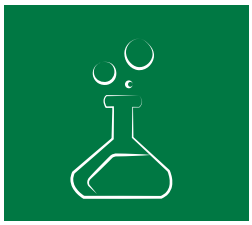

The height adjustable floor is ideal for dynamic work environments such as assembly, repairing, research and quality control facilities.

HEIGHT ADJUSTABLE

The configuration of the Dynamic workstations, especially if equipped with Smart series trolleys, improves visibility and gripping of the materials and equipment stored in the plastic boxes and on the shelves.

EVERYTHING IS CLEARLY VISIBLE

Each workstation is completely customisable with the addition of a wide range of accessories and with a new, colourful line of shelves and panels, available in 10 different shades.

CUSTOMISABLE

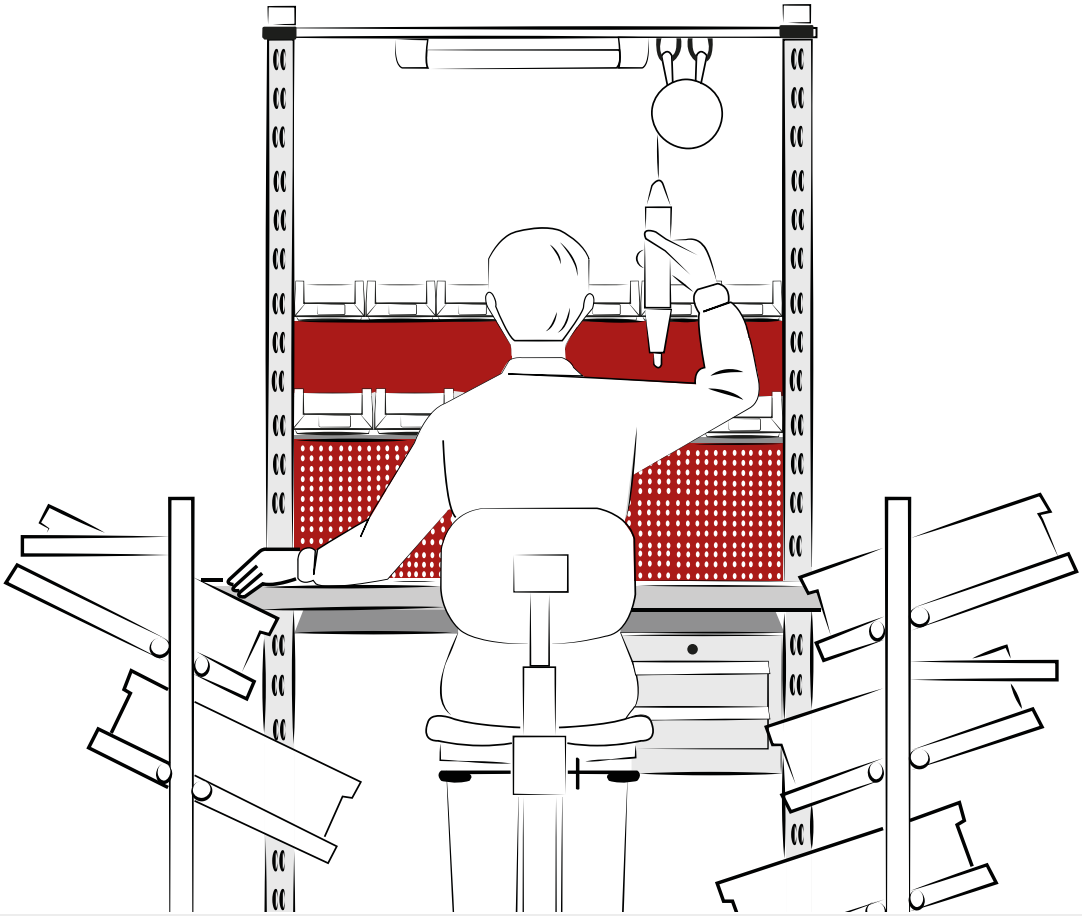

GREY RAL 7000 .01	GREEN RAL 6011 .02	BLUE RAL 5012 .04	GREY RAL 7035 .08	GREY WHITE RAL 9002 .1F
RUBY RED RAL 3003 .1G	GENTIAN BLUE RAL 5010 .34	PURE WHITE RAL 9010 .35	ANTHRACITE GREY RAL 7016 .39	BLUE CAPRI RAL 5019 .48

DYNAMIC SERIES dim. mm 2052x820x2220 H
complete with
- 1 single sided base frame art. F LE K213 00 55
- 1 additional single sided frame art. F LE L213 00 55
- 1 worktop with frame adjustable in height from 720 to 1138 mm art. F LE 1970 A1 55
- 1 cabinet STEEL art. F BG 3030 01 08
  1 pair of support for cabinet art. F BL 4600 00 08
  1 cover for cabinet art. F BL 6690 00 08
  1 side drilling for cabinet art. F BL 9043 00 00
- 3 perforated panels art. F BL 7620 00 1G
- 1 galvanised fixed shelf 150 mm art. F BL 7846 00 99
  9 grey containers PICKING BOX **mes. 1** art. FAXPBC001A05101
- 1 galvanised fixed shelf 205 mm art. F BL 7847 00 99
  6 grey containers PICKING BOX **mes. 2** art. FAXPBC002A05101
- 2 tilting shelves 320 mm art. F BL 7755 00 1G
  4 grey containers PICKING BOX **mes. 3A2** art. FAXPBC3A2B05101
- 1 swivel arm with two joints and tilted tray art. F BL 7456 00 08
- 1 base track with support art. F BL 9810 01 55
  1 additional track with support art. F BL 9810 03 55
- 1 Philips LED lamp 1504 mm art. F BL 9915 00 00

WORKSTATIONS EXAMPLES

55
GALVANISED+RAL 7035

DYNAMIC SERIES dim. mm 1067x820x2197 H
complete with:
- 1 single sided base frame art. F LE K213 00 55
- 1 worktop with frame adjustable in height 720 to 1138 mm art. F LE 0970 A1 55
- 1 perforated panel art. F BL 7620 00 08
- 1 tilting shelf 320 mm art. FBL 7755 00 08
  4 blue containers PICKING BOX **mes. 3A2** art. FAXPBC3A2B05104

55
GALVANISED+RAL 7035

DYNAMIC SERIES dim. mm 1067x820x2220 H
complete with:
- 1 single sided base frame art. F LE K213 00 55
- 1 worktop with frame adjustable in height from 720 to 1138 mm art. F LE 0970 A1 55
- 1 perforated panel art. F BL 7620 00 08
- 1 tilting shelf 320 mm art. F BL 7755 00 08
- 4 blue containers PICKING BOX **mes. 3A2** art. FAXPBC3A2B05104
- 1 empty raceway art. F BL 9110 01 08 complete with:
  1 pair supports art. F BL 9460 00 99
  5 wired Schuko sockets art. F BL 9395 57 00
  1 magnetothermic differential circuit breaker 220V art. F BL 9394 51 00
  1 cover art. F BL 9384 00 08
- 1 base track with supports art. F BL 9810 01 55
- 1 Philips LED lamp 661 mm art. F BL 9905 00 00

55
GALVANISED+RAL 7035

DYNAMIC SERIES dim. mm 1552x820x2220 H
complete with:
- 1 single sided base frame art. F LE K215 00 55
- 1 worktop with frame adjustable in height from 720 to 1138 mm art. F LE 1470 A1 55
- 1 perforated panel art. F BL 7635 00 08
- 1 tilting shelf 220 mm art. F BL 7795 00 08
  9 grey containers PICKING BOX **mes. 2** art. FAXPBC002A05101
- 1 tilting shelf 320 mm art. F BL 7800 00 08
  8 blue containers RK BOX art. FAXRB3016005104
- 1 base track with supports art. F BL 9815 01 55

55
GALVANISED+RAL 7035

DYNAMIC SERIES dim. mm 1552x820x2220 H
complete with:
- 1 single sided base frame art. F LE K215 00 55
- 1 worktop with frame adjustable in height from 720 to 1138 mm art. F LE 1470 A1 55
- 1 cabinet STEEL art. F BG 3010 01 08
  1 pair of support for cabinet art. F BL 4600 00 08
  1 cover for cabinet art. F BL 6690 00 08
  1 side drilling for cabinet art. F BL 9043 00 00
- 1 perforated panel art. F BL 7635 00 08
- 1 tilting shelf 220 mm art. F BL 7795 00 08
  9 blue containers PICKING BOX **mes. 2** art. FAXPBC002A05104
- 1 tilting shelf 320 mm art. F BL 7800 00 08
- 1 wired raceway art. F BL 9260 45 08 complete with :
  4 Schuko sockets, 5 dual-purpose Italian sockets, 1 magnetothermic differential circuit breaker 220V
  1 pair supports art. F BL 9450 00 99
- 1 base track with supports art. F BL 9815 01 55
- 1 Philips LED lamp 1223 mm art. F BL 9910 00 00

DYNAMIC 1500 mm

55
GALVANISED+RAL 7035

DYNAMIC SERIES dim. mm 1552x820x2197 H
complete with:
- 1 single sided base frame art. F LE K215 00 55
- 1 worktop with frame adjustable in height from 720 to 1138 mm art. F LE 1470 A1 55
- 1 cabinet STEEL art. F BG 3010 01 08
  1 pair of support for cabinet art. F BL 4600 00 08
  1 cover for cabinet art. F BL 6690 00 08
  1 side drilling for cabinet art. F BL 9043 00 00
- 1 perforated panel art. F BL 7635 00 08
- 1 tilting shelf 220 mm art. F BL 7795 00 08
  9 blue containers PICKING BOX **mes. 2** art. FAXPBC002A05104
- 1 tilting shelf 320 mm art. F BL 7800 00 08
  6 grey containers PICKING BOX **mes. 3A2** art. FAXPBC3A2B05101

55
GALVANISED+RAL 7035

DYNAMIC SERIES dim. mm 1552x820x2220 H
complete with:
- 1 single sided base frame art. F LE K215 00 55
- 1 worktop with frame adjustable in height from 720 to 1138 mm art. F LE 1470 A1 55
- 1 cabinet STEEL art. F BG 3030 01 08
  1 pair of support for cabinet art. F BL 4600 00 08
  1 cover for cabinet art. F BL 6690 00 08
  1 side drilling for cabinet art. F BL 9043 00 00
- 1 perforated panel art. F BL 7635 00 08
- 1 tilting shelf 220 mm art. F BL 7795 00 08
  9 blue containers PICKING BOX **mes. 2** art. FAXPBC002A05104
- 1 empty raceway art. F BL 9115 01 08 complete with:
  1 pair supports art. F BL 9460 00 99
  5 wired Schuko sockets art. F BL 9395 57 00
  4 industrial socket wired 220V 2P+E art. F BL 9395 55 00
  1 magnetothermic differential circuit breaker 220V art. F BL 9394 51 00
  2 cover art. F BL 9384 00 08
- 1 base track with supports art. F BL 9815 01 55
- 1 Philips LED lamp 1223 mm art. F BL 9910 00 00

55
GALVANISED+RAL 7035

DYNAMIC SERIES dim. mm 2052x820x2220 H
complete with:
- 1 single sided base frame art. F LE K213 00 55
- 1 additional single sided frame art. F LE L213 00 55
- 1 worktop with frame adjustable in height from 720 to 1138 mm art. F LE 1970 A1 55
- 1 cabinet STEEL art. F BG 3010 01 08
  1 pair of support for cabinet art. F BL 4600 00 08
  1 cover for cabinet art. F BL 6690 00 08
  1 side drilling for cabinet art. F BL 9043 00 00
- 2 perforated panels art. F BL 7620 00 08
- 2 galvanised fixed shelves from 150 mm art. F BL 7846 00 99
  18 blue containers PICKING BOX **mes. 1** art. FAXPBC001A05104
- 1 tilting shelf 220 mm art. F BL 7750 00 08
- 2 tilting shelves 220 mm art. F BL 7750 00 08
  12 blue containers PICKING BOX **mes. 2** art. FAXPBC002A05104
- 1 swivel arm with two joints and tilted tray art. F BL 7456 00 08
- 1 base track with supports art. F BL 9810 01 55
- 1 additional track with supports art. F BL 9810 03 55
- 1 Philips LED lamp 1504 mm art. F BL 9915 00 00

55
GALVANISED+RAL 7035

DYNAMIC SERIES dim. mm 2052x820x2220 H
complete with:
- 1 single sided base frame art. F LE K213 00 55
- 1 additional single sided frame art. F LE L213 00 55
- 1 worktop with frame adjustable in height from 720 to 1138 mm art. F LE 1970 A1 55
- 1 cabinet STEEL art. F BG 3030 01 08
  1 pair of support for cabinet art. F BL 4600 00 08
  1 cover for cabinet art. F BL 6690 00 08
  1 side drilling for cabinet art. F BL 9043 00 00
- 2 perforated panels art. F BL 7620 00 08
- 2 galvanised fixed shelves from 205 mm art. F BL 7847 00 99
  12 grey containers PICKING BOX **mes. 2** art. FAXPBC002A05101
- 1 tilting shelf 220 mm art. F BL 7750 00 08
  6 blue containers PICKING BOX **mes. 2** art. FAXPBC002A05104
- 1 tilting shelf 320 mm art. F BL 7755 00 08
  4 blue containers PICKING BOX **mes. 3A2** art. FAXPBC3A2B05104
- 1 wired raceway art. F BL 9310 45 08 complete with :
  4 Schuko sockets, 5 dual-purpose Italian sockets, 1 magnetothermic differential circuit breaker 220V
  1 pair supports art. F BL 9450 00 99
- 1 base track with supports art. F BL 9810 01 55
- 1 additional track with supports art. F BL 9810 03 55
- 1 Philips LED lamp 1504 mm art. F BL 9915 00 00

CONFIGURE YOUR RACKING SYSTEM

SINGLE SIDED

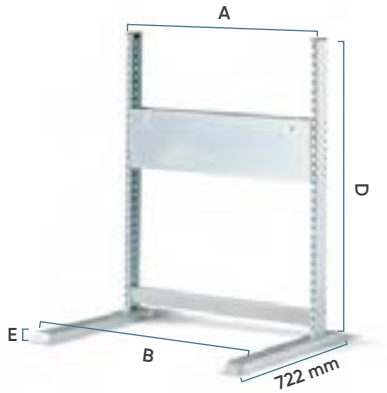

SINGLE SIDED BASE FRAME

ART.	A mm	B mm	D mm	E mm
F LE D123 00 55	985	1067	1240	40
F LE D125 00 55	1470	1552	1240	40

Load capacity of 1 upright: 150 kg (75 kg per side)

55
GALVANISED+RAL 7035

ADDITIONAL SINGLE SIDED FRAME

ART.	A mm	B mm	D mm	E mm
F LE E123 00 55	985	-	1240	40
F LE E125 00 55	1470	-	1240	40

Load capacity of 1 upright: 150 kg (75 kg per side)

55
GALVANISED+RAL 7035

DOUBLE SIDED

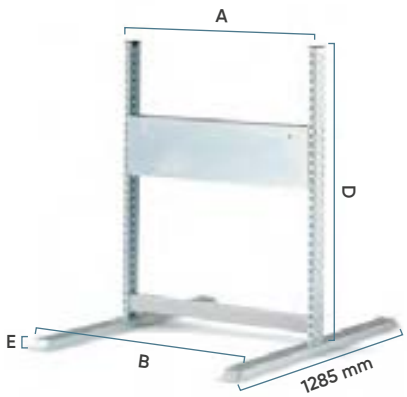

DOUBLE SIDED BASE FRAME

ART.	A mm	B mm	D mm	E mm
F LE A123 00 55	985	1067	1240	40
F LE A125 00 55	1470	1552	1240	40

Load capacity of 1 upright: 150 kg (75 kg per side)

55
GALVANISED+RAL 7035

ADDITIONAL DOUBLE SIDED FRAME

ART.	A mm	B mm	D mm	E mm
F LE B123 00 55	985	-	1240	40
F LE B125 00 55	1470	-	1240	40

Load capacity of 1 upright: 150 kg (75 kg per side)

55
GALVANISED+RAL 7035

SINGLE SIDED



SINGLE SIDED BASE FRAME

ART.	A mm	B mm	D mm	E mm
F LE K173 00 55	985	1067	1772	40
F LE K175 00 55	1470	1552	1772	40
F LE K213 00 55	985	1067	2152	40
F LE K215 00 55	1470	1552	2152	40

Load capacity of 1 upright: 150 kg (75 kg per side)

55
GALVANISED+RAL 7035

ADDITIONAL SINGLE SIDED FRAME

ART.	A mm	B mm	D mm	E mm
F LE L173 00 55	985	-	1772	40
F LE L175 00 55	1470	-	1772	40
F LE L213 00 55	985	-	2152	40
F LE L215 00 55	1470	-	2152	40

Load capacity of 1 upright: 150 kg (75 kg per side)

55
GALVANISED+RAL 7035

DOUBLE SIDED

DOUBLE SIDED BASE FRAME

ART.	A mm	B mm	D mm	E mm
F LE G173 00 55	985	1067	1772	40
F LE G175 00 55	1470	1552	1772	40
F LE G213 00 55	985	1067	2152	40
F LE G215 00 55	1470	1552	2152	40

Load capacity of 1 upright: 150 kg (75 kg per side)

55
GALVANISED+RAL 7035

ADDITIONAL DOUBLE SIDED FRAME

ART.	A mm	B mm	D mm	E mm
F LE H173 00 55	985	-	1772	40
F LE H175 00 55	1470	-	1772	40
F LE H213 00 55	985	-	2152	40
F LE H215 00 55	1470	-	2152	40

Load capacity of 1 upright: 150 kg (75 kg per side)

55
GALVANISED+RAL 7035

DYNAMIC

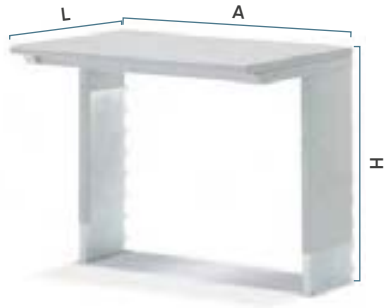

WORKTOP WITH FRAME ADJUSTABLE IN HEIGHT FROM 720 TO 1138 mm

ART.	A mm	H mm	L mm
F LE 0970 A1 55	985	723/1141	700
F LE 1470 A1 55	1470	723/1141	700

Height adjustment distance 38 mm
Capacity 200 kg.

55
GALVANISED+RAL 7035

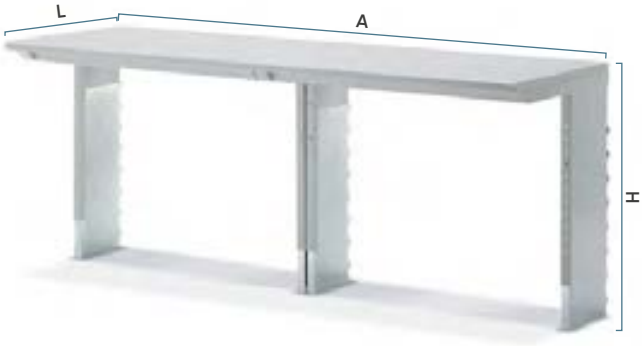

WORKTOP WITH FRAME ADJUSTABLE IN HEIGHT FROM 720 TO 1138 mm

ART.	A mm	H mm	L mm
F LE 1970 A1 55	1970	723/1141	700

Height adjustment distance 38 mm
Capacity 300 kg.

55
GALVANISED+RAL 7035

LOCK FOR CABLE HOLDING COMPARTMENT

ART.	length mm
F BL 4610 00 99	954
F BL 4615 00 99	1439

CORNER STANDARD FRAME WITH SHELF

The standard corner frame available in 3 heights: 1240, 1772 and 2152 mm combined with 2 single-sided standard frames, allows 90° work stations to be created.

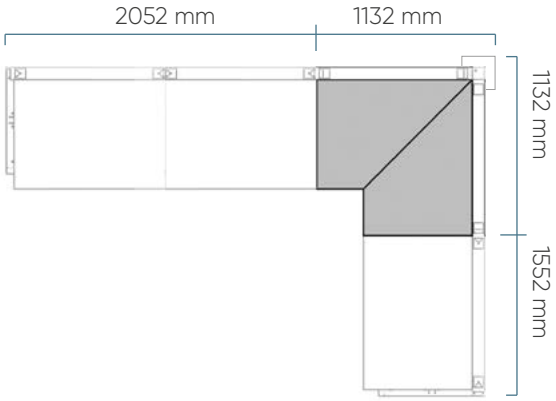

DYNAMIC SERIES CORNER WORK BENCH

DIM. mm 3130x2630

HEIGHT 1285/2220 mm

complete with:
-1 single sided base frame art. F LE K213 00 55
-1 additional single sided frame art. F LE L213 00 55
-1 worktop with frame adjustable in height from 720 to 1138 mm art. F LE 1970 A1 55
-3 perforated panels art. F BL 7620 00 08
-1 tilting shelf 320 mm art. F BL 7755 00 08
4 containers ESD PICKING BOX **mes. 3A2** art. FAXPBC3A2B05207
-2 tilting shelves 220 mm art. F BL 7750 00 08
12 containers ESD PICKING BOX **mes. 2** ESD art. FAXPBC002A05207
-1 base track with supports art. F BL 9810 01 55
-1 additional track with supports art. F BL 9810 03 55
-1 Philips LED lamp 1504 mm art. F BL 9915 00 00

-1 corner standard frame with shelf art. **F LE 0970 G1 55**
-2 perforated panels art. F BL 7620 00 08
-1 tilting shelf 220 mm art. F BL 7750 00 08
4 containers ESD PICKING BOX **mes. 3A2** art. FAXPBC3A2B05207

-1 single sided base frame art. F LE D125 00 55
-1 worktop with frame adjustable in height from 720 to 1138 mm art. F LE 1470 A1 55
-1 perforated panel art. F BL 7635 00 08
-1 tilting shelf 320 mm art. F BL 7800 00 08
4 containers ESD PICKING BOX **mes. 3A2** art. FAXPBC3A2B05207

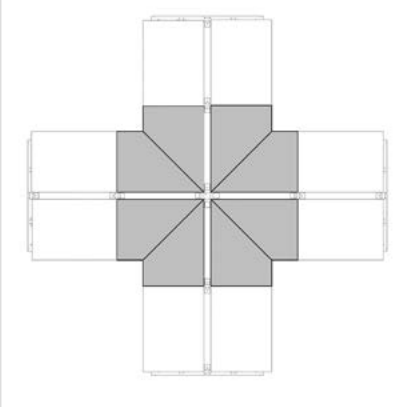

With the addition of more uprights and connecting cross bars, cross-shaped work islands can be created

CORNER STANDARD

ART.	
F LE 0970 G1 55	

55
GALVANISED+RAL 7035

CORNER STANDARD FRAME WITH SHELF

D= 1240 E= 40 mm

Overall dimensions: 1132x1132 mm
Laminate shelf dimensions : 998x998 mm
Shelf capacity 50 kg
Height adjustable frame 720 to 1138 mm

ART.	
F LE 0970 G2 55	

55
GALVANISED+RAL 7035

CORNER STANDARD FRAME WITH SHELF

D= 1772 E= 40 mm

Overall dimensions: 1132x1132 mm
Laminate shelf dimensions : 998x998 mm
Shelf capacity 50 kg
Height adjustable frame 720 to 1138 mm

ART.	
F LE 0970 G3 55	

55
GALVANISED+RAL 7035

CORNER STANDARD FRAME WITH SHELF

D= 2152 E= 40 mm

Overall dimensions: 1132x1132 mm
Laminate shelf dimensions : 998x998 mm
Shelf capacity 50 kg
Height adjustable frame 720 to 1138 mm

DYNAMIC

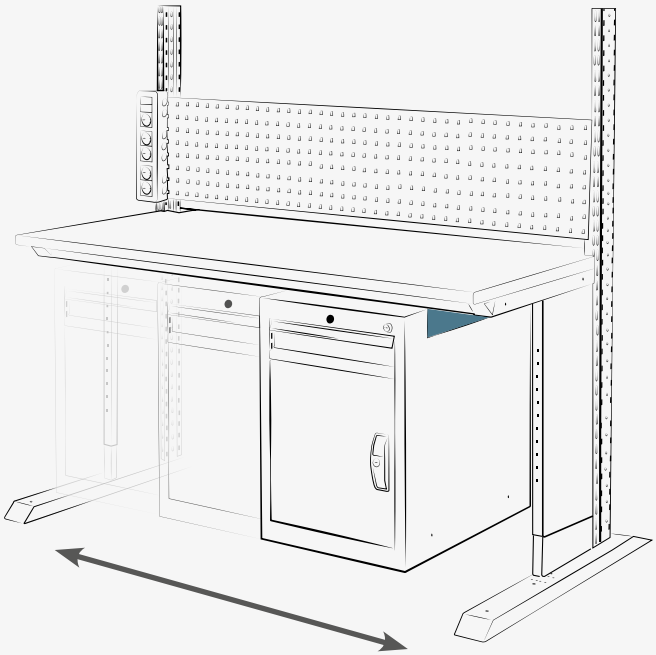

PAIR OF SUPPORT FOR CABINET

ART.	
F BL 4600 00 08	

08
RAL 7035

THE PAIR OF SUPPORTS ALLOWS THE CABINET TO BE INSTALLED IN THE MOST CONVENIENT POSITION WITHOUT HAVING TO DRILL THE FLOOR OR THE STRUCTURE

STEEL

ART.	dim. mm	kg
F BG 3030 01 08	500x607x570 H	25

TO BE ORDERED WITH ART. **F BL 6690 00 08**

08
RAL 7035

ART.	dim. mm	kg
F BG 3010 01 08	500x607x210 H	25

TO BE ORDERED WITH ART. **F BL 6690 00 08**

08
RAL 7035

ART. F BL 9043 00 00
CABINET SIDE DRILLED FOR FIXING
TO THE PAIR OF SUPPORTS

COVER FOR CABINET

ART.	dim. mm
F BL 6690 00 08	496x601 H

08
RAL 7035

ART.	dim. mm	kg	
F DA 1050 53 08	428x600x600 H	70	100%

Central clousure

08
RAL 7035

ART.	dim. mm	kg	
F DA D550 03 08	428x600x790 H	70	100%

2 standard rubber fixed wheels Ø 100 mm
2 standard rubber swivel wheels with brakes Ø 100 mm
Cabinet capacity 170 kg
Central clousure

08
RAL 7035

FLEXA 19X27 EH

kg DRAWER CAPACITY EXTENSION

DYNAMIC

MASTER 18X27 EH

H 400 mm

ART.	kg			
M 12 A040 C0 10 02 08	50-75-100	100-96-92 %	key	
M 12 A040 E2 10 02 08	50-75-100	100-96-92 %	code	

Dimensions mm: 408x573x400 H

08
RAL 7035

H 600 mm

ART.	kg			
M 12 A060 C0 10 20 08	50-75-100	100-96-92%	key	
M 12 A060 E2 10 20 08	50-75-100	100-96-92%	code	

Dimensions mm: 408x573x600 H

08
RAL 7035

H 600 mm

door 425 mm depth 598 mm

ART.	kg			
M 12 A060 C0 10 17 08	50-75-100	100-96-92%	key	
M 12 A060 T2 10 17 08	50-75-100	100-96-92%	code	

Dimensions mm: 408x598x600 H

08
RAL 7035

ART. F BL 9043 00 00
CABINET SIDE DRILLED FOR FIXING
TO THE PAIR OF SUPPORTS

EXCLUDING CABINET WITH WEELS

H 818 mm

ART.	kg			
M 12 R060 S0 10 20 08	50-75-100	100-96-92%	key	
M 12 R060 P2 10 20 08	50-75-100	100-96-92%	code	

Dimensions mm: 434x647x818 H
2 standard fixed wheels Ø 125 mm
2 standard swivel wheels with brake Ø 125 mm
Cabinet capacity 245 kg
Cabinet height without wheels mm 663

08
RAL 7035

kg DRAWER CAPACITY EXTENSION CLOSING

DYNAMIC SERIES dim. mm 2052x820x2197 H
complete with:
-1 single sided base frame art. F LE K213 00 55
-1 additional single sided frame art. F LE L213 00 55
-1 worktop with frame adjustable in height from 720 to 1138 mm art. F LE 1970 A1 55
-1 cabinet STEEL art. F BG 3010 01
1 pair of support for cabinet art. F BL 4600 00 08
1 cover for cabinet art. F BL 6690 00 08
1 side drilling for cabinet art. F BL 9043 00 00
-3 perforated panels art. F BL 7620 00 39
-2 galvanised fixed shelves from 150 mm art. F BL 7846 00 99
8 grey containers PICKING BOX **mes. 1** art. FAXPBC001A05101
-2 tilting shelves 220 mm art. F BL 7750 00 39
6 blue containers PICKING BOX **mes. 2** art. FAXPBC002A05104
-1 tilting shelf 320 mm art. F BL 7755 00 39
4 grey containers PICKING BOX **mes. 3A2** art. FAXPBC3A2B05101

-1 Master cabinet drawers with wheels complete with:
1 cabinet body art. M 12 R060 S0 10 00 08
2 standard fixed wheels Ø 125 mm art. C RG BAC12 125
2 standard swivel wheels with brake Ø 125 mm art. C RG DAC12 125
1 drawer H 50 mm art. M 12 C050 01 00 0F 08
3 drawers H 150 mm art. M 12 C150 01 00 0F 08
4 Mediterranean blue plastic kits art. M 10 PLS1 00 00 00 M1

DYNAMIC



Mes. 1

A = 985/1470 mm

FIXED SHELF LENGHT 974 mm

ART.	Depth mm	dim. mm	kg
F BL 7846 00 99	150 (A = 985)	974x170x61 H	25

Capacity: 9 containers PICKING BOX/STORAGE BOX **mes. 1** - GALVANISED FINISH



Mes. 2

FIXED SHELF LENGHT 974 mm

ART.	Depth mm	dim. mm	kg
F BL 7847 00 99	205 (A = 985)	974x230x61 H	25

Capacity: 6 containers PICKING BOX/STORAGE BOX **mes. 2** - GALVANISED FINISH



Mes. 3

Mes. 3A2

FIXED SHELF LENGHT 974 mm

ART.	Depth mm	dim. mm	kg
F BL 7848 00 99	295 (A = 985)	974x315x61 H	25

Capacity: 4 containers PICKING BOX/STORAGE BOX **mes. 3A2**/ **mes. 3** - GALVANISED FINISH

kg CAPACITY



DYNAMIC



PERFORATED PANEL

ART.	Length mm
F BL 7620 00 _ _	973x304 H (A= 985)
F BL 7635 00 _ _	1458x304 H (A= 1470)

Perforated panel that can be hooked onto the dual slot uprights.

NON-PERFORATED PANEL

ART.	Length mm
F BL 7670 00 _ _	973x304 H (A= 985)
F BL 7685 00 _ _	1458x304 H (A= 1470)

Non-perforated panel that can be hooked onto the dual slot uprights.

TILTING SHELVES LENGHT 1440 mm

ART.	Depth mm	kg
F BL 7795 00 _ _	220 (A= 1470)	50
F BL 7800 00 _ _	320 (A= 1470)	50
F BL 7805 00 _ _	420 (A= 1470)	50

TILTING SHELVES LENGHT 955 mm

ART.	Depth mm	kg
F BL 7750 00 _ _	220 (A= 985)	50
F BL 7755 00 _ _	320 (A= 985)	50
F BL 7760 00 _ _	420 (A= 985)	50
F BL 7762 00 _ _	600 (A= 985)	50

A = 985/1470 mm

OPTIONAL COLOURS

GREY
RAL 7000
.01

GREEN
RAL 6011
.02

BLUE
RAL 5012
.04

GREY
RAL 7035
.08

GREY WHITE
RAL 9002
.1F

RUBY RED
RAL 3003
.1G

GENTIAN BLUE
RAL 5010
.34

PURE WHITE
RAL 9010
.35

ANTHRACITE GREY
RAL 7016
.39

BLUE CAPRI
RAL 5019
.48

DYNAMIC SERIES dim. mm 2052x820x2220 H
complete with:
-1 single sided base frame art. F LE K213 00 55
-1 additional single sided frame art. F LE L213 00 55
-1 worktop with frame adjustable in height from 720 to 1138 mm art. F LE 1970 A1 55
-1 cabinet STEEL art. F BG 3030 01 08
1 pair of support for cabinet art. F BL 4600 00 08
1 cover for cabinet art. F BL 6690 00 08
1 side drilling for cabinet art. F BL 9043 00 00
-3 perforated panels art. F BL 7620 00 1G
-1 galvanised fixed shelf from 150 mm art. F BL 7846 00 99
9 grey containers PICKING BOX **mes. 1** art. FAXPBC001A05101
-1 galvanised fixed shelf from 205 mm art. F BL 7847 00 99
6 grey containers PICKING BOX **mes. 2** art. FAXPBC002A05101
-2 tilting shelves 320 mm art. F BL 7755 00 1G
4 grey containers PICKING BOX **mes. 3A2** art. FAXPBC3A2B05101
-1 base track with support art. F BL 9810 01 55
1 additional track with support art. F BL 9810 03 55
-1 Philips LED lamp 1504 mm art. F BL 9915 00 00
-1 multiple socket box with 5 Schuko sockets 220V IP30, 1 magnetothermic differential circuit breaker 2P 230V AC 10A I Δ N=0,01A, 1 front support art. F BL 9360 10 59

DYNAMIC

SUPPORT RUNNERS

ART.	
R CMV 0034 00	

The support runner is made up of 1 black plastic ring complete with bearings and 1 steel snap hook

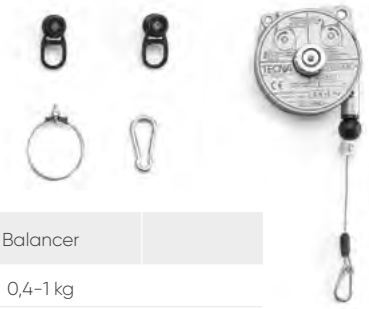

BALANCER SET

ART.	Balancer
F BL 9710 00 00	0,4-1 kg
F BL 9720 00 00	1-2 kg

The set includes: 2 support runners, 1 snap hook, 1 balancer with 1600 mm long steel cable

ADDITIONAL COMPRESSED AIR SET WITH BALANCER

ART.	Balancer
F BL 9710 02 00	0,4-1 kg
F BL 9720 02 00	1-2 kg

The set includes: 1 coupling 1/4" (B), 2 retainers, 2 support runners, 1 snap hook, 1 balancer with 1600 mm long steel cable, 1 universal tool coupling (A), 1 spiral tube internal diameter 5.5 mm





COMPRESSED AIR SET WITH BALANCER AND FILTER

ART.	Balancer
F BL 9710 03 00	0,4-1 kg
F BL 9720 03 00	1-2 kg

The set includes: 1 flexible cable Ø 10 mm, 1 T-shaped connector 1/4" with cap (B), 2 retainers, 2 support runners, 1 snap hook, 1 balancer with 1600 mm long steel cable, 1 universal tool coupling 1/4" (A), 1 spiral tube internal diameter 5.5 mm, 1 filter regulator unit with pressure gauge* which can be used at a maximum pressure of 10 bar, it has a capacity of about 9 litres per second (at point A) and 11 litres per second (at point B) at an operating pressure of 6.3 bar (the capacity can vary according to the technical characteristics of the compressed air supply to which the Fami system is connected). 1/4" unions, 1 tube internal diameter 5.5 mm to drain the filter.

* Filter regulator unit with pressure gauge and oiler on request



18 PAIR OF SUPPORTS WITH BASE TRACK

ART.	Dimensions mm
F BL 9810 01 55	985x750 (A=985)
F BL 9815 01 55	1470x750 (A=1470)

55
GALVANISED+RAL 7035

20 BASE TRACK

ART.	Lenght mm
F BL 9810 10 00	A= 985
F BL 9815 10 00	A= 1470

19 SUPPORT WITH ADDITIONAL TRACK

ART.	Dimensions mm
F BL 9810 03 55	985x750 (A=985)
F BL 9815 03 55	1470x750 (A=1470)

55
GALVANISED+RAL 7035

21 ADDITIONAL TRACK

ART.	Lenght mm
F BL 9810 13 00	A= 985
F BL 9815 13 00	A= 1470

COUPLINGS

ART.	
F BL 9841 00 07	22+23
F BL 9840 00 07	24

COLOUR BLACK



A = 985/1470 mm

DYNAMIC

PHILIPS LAMP WT120C LED18S/840 PSU L600

ART.	dim. mm
F BL 9905 00 00	661x96x82 H

Transparent polycarbonate case, IP 65 protection degree, input voltage 220-240V, input frequency 50 to 60 Hz, initial luminous flux 4000 lm, average working life L70B50 50,000 hours, colour temperature 4000K, colour rendering index 80, IEC class 1 protection, Schuko power plug.
Fixing material included.

PHILIPS LAMP WT120C LED40S/840 PSU L1200

ART.	dim. mm
F BL 9910 00 00	1223x96x82 H

Transparent polycarbonate case, IP 65 protection degree, input voltage 220-240V, input frequency 50 to 60 Hz, initial luminous flux 4000 lm, average working life L70B50 50,000 hours, colour temperature 4000K, colour rendering index 80, IEC class 1 protection, Schuko power plug.
Fixing material included.

PHILIPS LAMP WT120C LED60S/840 PSU L1500

ART.	dim. mm
F BL 9915 00 00	1504x96x82 H

Transparent polycarbonate case, IP 65 protection degree, input voltage 220-240V, input frequency 50 to 60 Hz, initial luminous flux 4000 lm, average working life L70B50 50,000 hours, colour temperature 4000K, colour rendering index 80, IEC class 1 protection, Schuko power plug.
Fixing material included.

WALDMANN LAMP 2x36 W IP 67

ART.	Length	Ø mm
F BL 9960 00 00	1090 mm	70

Technical specification: borosilicate glass tube - protection rating IP 67 - neon 2x36W - electrical input 230V/50Hz - power supply plug Schuko - cable length 4 metres - tonality 4000K - colour rendering (Ra) 80-89

WALDMANN LAMP 1x39 W IP 20

ART.	dim. mm
F BL 9930 00 08	956x187x50 H

Technical specification: protection rating IP 20 - neon 1x39W - electrical input 230V/50Hz - power supply plug Schuko - cable length 3 metres - tonality colore 4000K - colour rendering (Ra) 80-89

Standard IP 30 protection rating electrical components supplied:
2 multiple socket boxes with 12 modules
1 magnetothermic differential circuit breaker 2P 230V AC10A I Δ N=0.01A
2 cable clamps PG11
1 cable clamp PG16
2 straight connectors PG16
200 cm cable sheath Ø 16 mm
1 heavy duty fixed plug 220-250V 16A 2P+E
1 complete wiring for 6-9 sockets (depending on the article)
6-9 sockets 220-250V 10A 2P+E with hole covers (depending on the article)

RACEWAYS WITH WIRED SOCKETS DIM. 1420x60x85 H mm

TYPE AND NUMBER OF WIRED SOCKETS

ART.	D	F	GB	I	CH	IL
F BL 9260 10 08	9	-	-	-	-	-
F BL 9260 20 08	-	9	-	-	-	-
F BL 9260 25 08	4	5	-	-	-	-
F BL 9260 30 08	-	-	6	-	-	-
F BL 9260 35 08	4	-	3	-	-	-
F BL 9260 40 08	-	-	-	9	-	-
F BL 9260 45 08	4	-	-	5	-	-
F BL 9260 50 08	-	-	-	-	9	-
F BL 9260 55 08	4	-	-	-	5	-
F BL 9260 70 08	-	-	-	-	-	9
F BL 9260 75 08	4	-	-	-	-	5

Dimensions mm: 1420x60x85 H

08
RAL 7035

RACEWAYS WITH WIRED SOCKETS DIM. 1920x60x85 H mm

TYPE AND NUMBER OF WIRED SOCKETS

ART.	D	F	GB	I	CH	IL
F BL 9310 10 08	9	-	-	-	-	-
F BL 9310 20 08	-	9	-	-	-	-
F BL 9310 25 08	4	5	-	-	-	-
F BL 9310 30 08	-	-	6	-	-	-
F BL 9310 35 08	4	-	3	-	-	-
F BL 9310 40 08	-	-	-	9	-	-
F BL 9310 45 08	4	-	-	5	-	-
F BL 9310 50 08	-	-	-	-	9	-
F BL 9310 55 08	4	-	-	-	5	-
F BL 9310 70 08	-	-	-	-	-	9
F BL 9310 75 08	4	-	-	-	-	5

Dimensions mm: 1920x60x85 H

08
RAL 7035

PAIR OF FRONT SUPPORTS

ART. **F BL 9450 00 99**

Pair of supports for fixing to front raceway

PAIR OF REAR SUPPORTS

ART. **F BL 9455 00 99**

Pair of supports for fixing to rear raceway
- For 1940 mm long raceways with pair of rear supports please contact Fami

DYNAMIC

Multiple socket box with side support

MULTIPLE SOCKET BOX 220V IP30 WITH **SIDE SUPPORT**

	TYPE AND NUMBER OF WIRED SOCKETS					
ART.	D	F	GB	I	CH	IL
F BL 9361 10 59	5	-	-	-	-	-
F BL 9361 25 59	1	4	-	-	-	-
F BL 9361 30 59	-	-	3	-	-	-
F BL 9361 35 59	1	-	2	-	-	-
F BL 9361 45 59	1	-	-	4	-	-
F BL 9361 55 59	1	-	-	-	4	-
F BL 9361 75 59	1	-	-	-	-	4

Dimensions mm 85x70x360 H
Standard IP 30 protection rating electrical components supplied:
1 multiple socket box with 12 modules
1 magnetothermic differential circuit breaker 2P 230V AC10A I Δ N=0.01A
2 straight connectors PG16, cm 200 cable sheath Ø 16 mm
1 heavy duty fixed plug 220-250V 16A 2P+E
1 complete wiring for 3-5 sockets (depending on the article)
3-5 sockets 220-250V 10A 2P+E with hole covers (depending on the article)

Multiple socket box with front support

MULTIPLE SOCKET BOX 220V IP30 WITH **FRONT SUPPORT**

	TYPE AND NUMBER OF WIRED SOCKETS					
ART.	D	F	GB	I	CH	IL
F BL 9360 10 59	5	-	-	-	-	-
F BL 9360 25 59	1	4	-	-	-	-
F BL 9360 30 59	-	-	3	-	-	-
F BL 9360 35 59	1	-	2	-	-	-
F BL 9360 45 59	1	-	-	4	-	-
F BL 9360 55 59	1	-	-	-	4	-
F BL 9360 75 59	1	-	-	-	-	4

Dimensions mm 85x70x360 H
Standard IP 30 protection rating electrical components supplied:
1 multiple socket box with 12 modules
1 magnetothermic differential circuit breaker 2P 230V AC10A I Δ N=0.01A
2 straight connectors PG16, cm 200 cable sheath Ø 16 mm
1 heavy duty fixed plug 220-250V 16A 2P+E
1 complete wiring for 3-5 sockets (depending on the article)
3-5 sockets 220-250V 10A 2P+E with hole covers (depending on the article)



EMPTY RACEWAY 16 MODULES 220V – 380V

ART.	dim. mm	modules
F BL 9120 01 08	1920x72x170 H	16

FOR 1970 mm LONG FRAMES
Empty raceway complete with 2 side plugs with holes for the pneumatic systems. Holes Ø 22 mm

08
RAL 7035



EMPTY RACEWAY 12 MODULES 220V – 380V

ART.	dim. mm	modules
F BL 9115 01 08	1420x72x170 H	12

FOR 1470 mm LONG FRAMES
Empty raceway complete with 2 side plugs with holes for the pneumatic systems. Holes Ø 22 mm

08
RAL 7035

EMPTY RACEWAY 7 MODULES 220V – 380V

ART.	dim. mm	modules
F BL 9110 01 08	935x72x170 H	7

FOR 985 mm LONG FRAMES
Empty raceway complete with 2 side plugs with holes for the pneumatic systems. Holes Ø 22 mm

08
RAL 7035

PAIR OF FRONT SUPPORTS

ART. **F BL 9460 00 99**

Pair of supports for fixing to front raceway

PAIR OF REAR SUPPORTS

ART. **F BL 9465 00 99**

Pair of supports for fixing to rear raceway

- For 1940 mm long raceways with pair of rear supports please contact Fami

DYNAMIC

MAGNETOTHERMIC DIFFERENTIAL CIRCUIT BREAKER 220V

1 MODULE

ART.	WIRING
F BL 9393 51 00	YES
F BL 9393 52 00	NO

Complete with: control unit with cover, magnetothermic differential circuit breaker 220V 16A 1P+N I Δ N=0.03A, 3 metres cable with wander plug CEE 220V - Protection rating IP40

THE CABLE IS ONLY SUPPLIED PRE-WIRED TO A CONTROL UNIT

MAGNETOTHERMIC DIFFERENTIAL CIRCUIT BREAKER 220V

2 MODULES

ART.	WIRING
F BL 9393 55 00	YES
F BL 9393 56 00	NO

Complete with: control unit with cover, magnetothermic differential circuit breaker 220V 16A 1P+N I Δ N=0.03A with emergency cut off device, 1 emergency push button, 3 metres cable with wander plug CEE 220V - Protection rating IP40

THE CABLE IS ONLY SUPPLIED PRE-WIRED TO A CONTROL UNIT

MAGNETOTHERMIC DIFFERENTIAL CIRCUIT BREAKER 380V

1 MODULE

ART.	WIRING
F BL 9393 53 00	YES
F BL 9393 54 00	NO

Complete with: control unit with cover, magnetothermic differential circuit breaker 380V 16A 4P I Δ N=0.03A, 3 metres cable with wander plug CEE 380V - Protection rating IP40

THE CABLE IS ONLY SUPPLIED PRE-WIRED TO A CONTROL UNIT

MAGNETOTHERMIC DIFFERENTIAL CIRCUIT BREAKER 380V

3 MODULES

ART.	WIRING
F BL 9393 57 00	YES
F BL 9393 58 00	NO

Complete with: control unit with cover, magnetothermic differential circuit breaker 380V 16A 4P I Δ N=0.03A with emergency cut off device, 1 emergency push button, 3 metres cable with wander plug CEE 380V - Protection rating IP40

THE CABLE IS ONLY SUPPLIED PRE-WIRED TO A CONTROL UNIT

MAGNETOTHERMIC CIRCUIT BREAKER 220V

1 MODULE

ART.	WIRING
F BL 9394 51 00	YES
F BL 9394 52 00	NO

Complete with: control unit with cover, magnetothermic circuit breaker 220V 16A 1P+N, 3 metres cable with wander plug CEE 220V Protection rating IP40

THE CABLE IS ONLY SUPPLIED PRE-WIRED TO A CONTROL UNIT

MAGNETOTHERMIC CIRCUIT BREAKER 220V

2 MODULES

ART.	WIRING
F BL 9394 55 00	YES
F BL 9394 56 00	NO

Complete with: control unit with cover, magnetothermic circuit breaker 220V 16A 1P+N with emergency cut off device, 1 emergency push button, 3 metres cable with wander plug CEE 220V - Protection rating IP40

THE CABLE IS ONLY SUPPLIED PRE-WIRED TO A CONTROL UNIT

SOCKET SCHUKO

1 MODULE

ART.	WIRING
F BL 9395 57 00	YES
F BL 9395 58 00	NO

Complete with: 1 socket 220V 16A 2P+E
Protection rating IP40

SOCKET 380V 3P+N+E

1 MODULE

ART.	WIRING
F BL 9395 51 00	YES
F BL 9395 52 00	NO

Complete with: 1 socket 380V 16A 3P+N+E
Protection rating IP40

COVER

ART.
F BL 9384 00 08

SOCKET 220V 2P+E

1 MODULE

ART.	WIRING
F BL 9395 55 00	YES
F BL 9395 56 00	NO

Complete with: 1 socket 220V CEE 16A 2P+E
Protection rating IP40

SOCKET 380V 3P+E

1 MODULE

ART.	WIRING
F BL 9395 53 00	YES
F BL 9395 54 00	NO

Complete with: 1 socket 380V 16A 3P+E
Protection rating IP40

PNEUMATIC SUPPLY HOSE

ART.
F BL 9401 02 00

The 3 metres long cable is supplied complete with 1 coupling, 2 male hose fittings with bands, 1 cap. Connectors 3/8"

DYNAMIC

SWIVEL ARM WITH TWO JOINTS AND TILTED TRAY

ART.	kg	
F BL 7456 00 08	20	

COMPLETE WITH SCREW BRAKES WITH KNOB.
Internal dimensions of tray mm: 401x402x21 H

08
RAL 7035

SWIVEL ARM WITH TWO JOINTS WITH CONTAINERS

ART.	kg	
F BL 7445 03 08	15	

Complete with:
5 grey containers PICKING BOX **mes. 1** art. FAXPBC001B05101
3 grey containers PICKING BOX **mes. 2** art. FAXPBC002B05101

08
RAL 7035

SWIVEL ARM WITH TWO JOINTS WITH CONTAINERS

ART.	kg	
F BL 7445 04 08	15	

Complete with:
15 grey containers PICKING BOX **mes. 1** art. FAXPBC001B05101

08
RAL 7035

SWIVEL ARM WITH TWO JOINTS AND TRAY

ART.	kg	
F BL 7455 00 08	20	

COMPLETE WITH SCREW BRAKES WITH KNOB.

08
RAL 7035

SWIVEL ARM WITH TWO JOINTS AND VISUAL BOX

ART.	kg	
F BL 7446 01 08	15	

Complete with: 1 VISUAL BOX with 9 drawers art. **FAXVBCH00900001**
2 VISUAL BOX with 6 drawers art. **FAXVBCH00600001**

08
RAL 7035

kg CAPACITY

ROLLER SHUTTER

ART.		Dimensions mm	kg
F BL 7011 02 _ _		952x210x810 H	50

01 RAL 7000	02 RAL 6011	04 RAL 5012	08 RAL 7035	1F RAL 9002
1G RAL 3003	34 RAL 5010	35 RAL 9010	39 RAL 7016	48 RAL 5019

COMPUTER HOLDING FRAME

ART.	Dimensions mm
F BL 7444 00 08	223x416x134 H

For Tower versions only
Dimensions mm : 210x412 H

08
RAL 7035

DYNAMIC

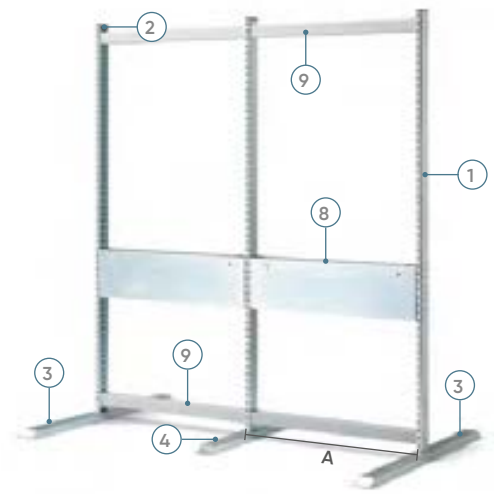



1 DUAL SLOT UPRIGHT

ART.	H mm
F BL 7540 02 _ _	1240
F BL 7547 02 _ _	1772
F BL 7555 02 _ _	2152

99 GALVANISED · 01 RAL 7000 · 04 RAL 5012 · 08 RAL 7035 · 02 RAL 6011

2 PAIR OF CAPS

ART.
F BL 4420 00 07

BLACK COLOUR

3 DOUBLE SIDED SIDE FOOT

ART.	Length mm
F BL 4520 00 99	1285

99 GALVANISED

4 DOUBLE SIDED CENTRAL FOOT

ART.	Length mm
F BL 4525 00 99	925

99 GALVANISED

For use with the 1970 mm long worktop only

5 SINGLE SIDED SIDE FOOT

ART.	Length mm
F BL 4530 00 99	722

99 GALVANISED

6 SINGLE SIDED CENTRAL FOOT

ART.	Length mm
F BL 4535 00 99	542

99 GALVANISED

For use with the 1970 mm long worktop only

7 WORKTOP COVERED WITH GREY LAMINATE

ART.	Dimensions mm
F BS 0960 00 08	985x600x30 H
F BS 0970 00 08	985x700x30 H
F BS 1460 00 08	1470x600x30 H
F BS 1470 00 08	1470x700x30 H
F BS 1960 00 08	1970x600x30 H
F BS 1970 00 08	1970x700x30 H

Hardboard worktop covered with grey laminate

8 BAR WITH COMPARTMENT

ART.	Length mm
F BL 4620 00 99	955 (**A**=985)
F BL 4625 00 99	1440 (**A**=1470)

99 GALVANISED

9 BAR

ART.	Length mm
F BL 4630 00 _ _	969 (**A**=985)
F BL 4635 00 _ _	1455 (**A**=1470)

01 RAL 7000 04 RAL 5012 08 RAL 7035 02 RAL 6011

10 WORKTOP FRAME

ART.	Dimensions mm
F BL 4650 00 _ _	984x551
F BL 4655 00 _ _	1469x551

01 RAL 7000 04 RAL 5012 08 RAL 7035 02 RAL 6011

Two 985 mm frames are necessary to fix a 1970 mm long worktop

11 PAIR OF EXTENSIBLE UPRIGHTS

ART.	H mm
F BL 4670 00 _ _	611/1029

52 GALVANISED+RAL 7000 53 GALVANISED+RAL 6011 54 GALVANISED+RAL 5012 55 GALVANISED+RAL 7035

10 STEEL COLOURS
8 PLASTIC COLOURS

100% EXTENSIBLE DRAWERS

VERSATILE DRAWER CHESTS

OF THE MASTER SERIES



WORK MASTER

TECHNICAL SPECIFICATION

COLOURS

DRAWER CABINETS

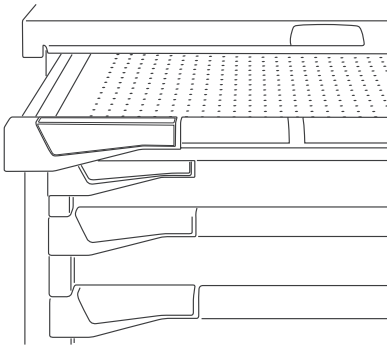

10 colours for the metal parts

RAL 7000	RAL 6011	RAL 3003	RAL 9010	RAL 5019
RAL 7016	RAL 5012	RAL 7035	RAL 5010	RAL 9002

8 colours for plastic accessories

DARK GREY	MEDITERRANEAN BLUE	SKY BLUE	GLAMOUR RED
RED CARPET	JUICE ORANGE	SUNNY YELLOW	FOREST GREEN

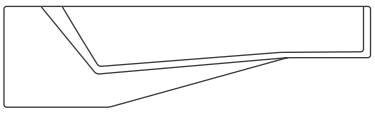

FRONT HANDLE

CABINET DRAWERS

New, flexible extension guide with mechanical adjustment of the drawer rear stop in 3 different positions.

92% = 100 Kg
96% = 75 Kg
100% = 50 Kg

MULTI-PURPOSE-PANEL

CAN BE ADDED ON REQUEST
TO COMPLETE YOUR WORK BENCH

CYLINDER CLOSURE

Transmission system from the cylinder to the head of the vertebrate bar by means of steel wire, with elastic sheath and linear movement.
The cylinder closure lock is divided into 23 different series: each series has keys numbered from 1 to 160, for a total of 3,680 different combinations.

SUPPLIED AS STANDARD WITH 2 KEYS

FLEXIBLE EXTENSION DRAWERS

LOCK WITH DIGITAL CODE

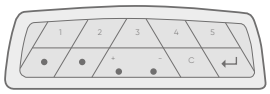

In addition to the standard cylinder closure system, Fami has decided to add a digital code locking system (it can handle up to 10 users with 3 to 8 digit codes), which controls the opening and closing of the vertebrate bar. The event history can be downloaded by connecting the keypad to the PC with a cable. Up to 10 remote controls are available on request.

VERTEBRATE BAR

THE SYSTEM'S HEART AND BRAINS

The bar is an aluminium profile section that is always fixed and never rotates. The closing movement is obtained via blocks that move vertically - driven by one of the basic forces of physics: gravity. The simpler the movement, the less likely the possible breaks. Bar locking is obtained via a locking bolt system provided on the bar head.



WORK MASTER 1300x750/800 mm

ART. M BI A228 C0 10 04 04
H = 840 mm - 1 drawer

METAL COLOURS

GREY RAL 7000	GREEN RAL 6011	BLUE RAL 5012	GREY RAL 7035	GREY WHITE RAL 9002	RUBY RED RAL 3003	GENTIAN BLUE RAL 5010	PURE WHITE RAL 9010	ANTHRACITE GREY RAL 7016	BLUE CAPRI RAL 5019
.01	.02	.04	.08	.1F	.1G	.34	.35	.39	.48

PLASTIC parts colour range — DARK GREY .M0

KEY

DEPTH

BENCH CLOSURE

BENCH CAPACITY

! ALL INDICATED LOAD CAPACITY VALUES ARE NET AND REFER TO EVENLY DISTRIBUTED WEIGHTS

MULTIPLEX WORKTOP THICKNESS 40 mm

ART.			
M BI A228 00 00 01 04	750 mm	-	1200
M BI A328 00 00 01 04	800 mm	-	1200

Multiplex bottom shelf ART. F BI 1135 00 00
Dimensions mm 1140x612x25 H
Capacity 130 kg

Cabinet dim. mm 561x726x200 H (27x36 EH)

ART.			
M BI A228 C0 10 04 04	750 mm	key	1200
M BI A328 C0 10 04 04	800 mm	key	1200

Multiplex bottom shelf ART. F BI 1135 00 00
Dimensions mm 1140x612x25 H
Capacity 130 kg

Cabinet dim. mm 561x726x300 H (27x36 EH)

ART.			
M BI A228 C0 10 07 04	750 mm	key	1200
M BI A328 C0 10 07 04	800 mm	key	1200

Multiplex bottom shelf ART. F BI 1135 00 00
Dimensions mm 1140x612x25 H
Capacity 130 kg

Cabinet dim. mm 561x726x800 H (27x36 EH)

ART.			
M BI A228 C0 10 16 04	750 mm	key	1500
M BI A328 C0 10 16 04	800 mm	key	1500
M BI A228 E2 10 16 04	750 mm	code	1500
M BI A328 E2 10 16 04	800 mm	code	1500

Multiplex bottom shelf ART. F BI 0575 01 01
Dimensions mm 580x612x25 H
Capacity 180 kg

Cabinet dim. mm 561x726x800 H (27x36 EH)

ART.			
M BI A228 C0 10 30 04	750 mm	key	1500
M BI A328 C0 10 30 04	800 mm	key	1500
M BI A228 E2 10 30 04	750 mm	code	1500
M BI A328 E2 10 30 04	800 mm	code	1500

Multiplex bottom shelf ART. F BI 0575 01 01
Dimensions mm 580x612x25 H
Capacity 180 kg

WORK MASTER 1300x750/800 mm

MULTIPLEX WORKTOP THICKNESS 40 mm

Cabinet dim. mm 561x726x800 H (27x36 EH)

ART.			
M BI A228 C0 10 31 04	750 mm	key	1500
M BI A328 C0 10 31 04	800 mm	key	1500
M BI A228 E2 10 31 04	750 mm	code	1500
M BI A328 E2 10 31 04	800 mm	code	1500

Multiplex bottom shelf ART. F BI 0575 01 01
Dimensions mm 580x612x25 H
Capacity 180 kg

Cabinet dim. mm 561x726x800 H (27x36 EH)

ART.			
M BI A228 C0 10 32 04	750 mm	key	1500
M BI A328 C0 10 32 04	800 mm	key	1500
M BI A228 T2 10 32 04	750 mm	code	1500
M BI A328 T2 10 32 04	800 mm	code	1500

Multiplex bottom shelf ART. F BI 0575 01 01
Dimensions mm 580x612x25 H
Capacity 180 kg

ART.			
M BI A228 00 00 22 04	750 mm	key	1200
M BI A328 00 00 22 04	800 mm	key	1200

With 4 Schuko sockets 220-250V 10A 2P+E and
thermo-magnetic switch 2P 230V AC 10A, cabled

Multiplex bottom shelf ART. F BI 0947 01 01
Dimensions mm 951x612x25 H
Capacity 180 kg

ART.			
M BI A228 00 00 21 04	750 mm	key	1200
M BI A328 00 00 21 04	800 mm	key	1200

With recessed 120 mm steel vice

Multiplex bottom shelf ART. F BI 0825 01 01
Dimensions mm 829x612x25 H
Capacity 180 kg

DEPTH CLOSING CAPACITY

ART. M BI A228 C0 10 AA NQ

Master workbench with 1 cabinet with 1 drawer
(H front 1x100 mm) + 2 legs H 800 mm
2 support colomns H 632 mm
1 perforated panel mm 973x304 H
1 shelf mm 955x320 H

Dim.mm 1300x750x840 H
METAL COLOUR RED RAL 3003 +
WHITE RAL 9010
PLASTIC COLOUR DARK GREY

NOT INCLUDED TOOLS, HOOKS AND CONTAINERS

WORK MASTER 1500x750/800 mm

- **ART. M BI A242 C0 10 07 04**
  H = 840 mm - 1 drawer

METAL COLOURS

GREY RAL 7000	GREEN RAL 6011	BLUE RAL 5012	GREY RAL 7035	GREY WHITE RAL 9002	RUBY RED RAL 3003	GENTIAN BLUE RAL 5010	PURE WHITE RAL 9010	ANTHRACITE GREY RAL 7016	BLUE CAPRI RAL 5019
.01	.02	.04	.08	.1F	.1G	.34	.35	.39	.48

PLASTIC parts colour range — DARK GREY .M0

KEY

DEPTH

BENCH CLOSURE

BENCH CAPACITY

! ALL INDICATED LOAD CAPACITY VALUES ARE NET AND REFER TO EVENLY DISTRIBUTED WEIGHTS

MULTIPLEX WORKTOP THICKNESS 40 mm

ART.			kg
M BI A242 00 00 01 04	750 mm	-	800
M BI A342 00 00 01 04	800 mm	-	800

Multiplex bottom shelf ART. F BI 1340 00 00
Dimensions mm 1340x612x25 H
Capacity 130 kg

Cabinet dim. mm 561x726x200 H (27x36 EH)

ART.			kg
M BI A242 C0 10 04 04	750 mm	key	800
M BI A342 C0 10 04 04	800 mm	key	800

Multiplex bottom shelf ART. F BI 1340 00 00
Dimensions mm 1340x612x25 H
Capacity 130 kg

Cabinet dim. mm 561x726x300 H (27x36 EH)

ART.			kg
M BI A242 C0 10 07 04	750 mm	key	800
M BI A342 C0 10 07 04	800 mm	key	800

Multiplex bottom shelf ART. F BI 1340 00 00
Dimensions mm 1340x612x25 H
Capacity 130 kg

Cabinet dim. mm 561x726x400 H (27x36 EH)

ART.			kg
M BI A242 C0 10 10 04	750 mm	key	800
M BI A342 C0 10 10 04	800 mm	key	800
M BI A242 E2 10 10 04	750 mm	code	800
M BI A342 E2 10 10 04	800 mm	code	800

Multiplex bottom shelf ART. F BI 1340 00 00
Dimensions mm 1340x612x25 H
Capacity 130 kg

Cabinet dim. mm 561x726x800 H (27x36 EH)

ART.			kg
M BI A242 C0 10 16 04	750 mm	key	1500
M BI A342 C0 10 16 04	800 mm	key	1500
M BI A242 E2 10 16 04	750 mm	code	1500
M BI A342 E2 10 16 04	800 mm	code	1500

Multiplex bottom shelf ART. F BI 0773 01 01
Dimensions mm 780x612x25 H
Capacity 180 kg

WORK MASTER 1500x750/800 mm

MULTIPLEX WORKTOP THICKNESS 40 mm

Cabinet dim. mm 561x726x800 H (27x36 EH)

ART.			
M BI A242 C0 10 30 04	750 mm	key	1500
M BI A342 C0 10 30 04	800 mm	key	1500
M BI A242 E2 10 30 04	750 mm	code	1500
M BI A342 E2 10 30 04	800 mm	code	1500

Multiplex bottom shelf ART. F BI 0773 01 01
Dimensions mm 780x612x25 H
Capacity 180 kg

Cabinet dim. mm 561x726x800 H (27x36 EH)

ART.			
M BI A242 C0 10 32 04	750 mm	key	1500
M BI A342 C0 10 32 04	800 mm	key	1500
M BI A242 T2 10 32 04	750 mm	code	1500
M BI A342 T2 10 32 04	800 mm	code	1500

Multiplex bottom shelf ART. F BI 0773 01 01
Dimensions mm 780x612x25 H
Capacity 180 kg

Cabinet dim. mm 561x726x800 H (27x36 EH)

ART.			
M BI A242 C0 10 58 04	750 mm	key	1500
M BI A342 C0 10 58 04	800 mm	key	1500
M BI A242 E2 10 58 04	750 mm	code	1500
M BI A342 E2 10 58 04	800 mm	code	1500

With 4 Schuko sockets 220-250V 10A 2P+E and
thermo-magnetic switch 2P 230V AC 10A, cabled

Cabinet dim. mm 561x726x800 H (27x36 EH)

ART.			
M BI A242 C0 10 49 04	750 mm	key	1500
M BI A342 C0 10 49 04	800 mm	key	1500
M BI A242 E2 10 49 04	750 mm	code	1500
M BI A342 E2 10 49 04	800 mm	code	1500

With recessed 120 mm steel vice

DEPTH CLOSING CAPACITY

ART. M BI A242 C0 11 AB 1F

Master workbench with 1 cabinet with 6 drawers
(H front mm 1x50 - 2x100 - 2x150 - 1x200) + 1 leg H 850 mm
2 support colomns H 1240 mm
2 perforated panels mm 1458x304 H
1 shelf mm 1440x220 H
1 aluminium slide track
Dim. mm 1500x750x890 H
METAL COLOUR GREY WHITE RAL 9002 +
PLASTIC COLOUR BLUE MEDITERRANEAN

NOT INCLUDED TOOLS, HOOKS, LAMP, RACEWAYS AND CONTAINERS

WORK MASTER 2000x750/800 mm



- **ART. M BI A270 C0 10 10 04**
  H = 840 mm - 3 drawers

METAL COLOURS

GREY RAL 7000	GREEN RAL 6011	BLUE RAL 5012	GREY RAL 7035	GREY WHITE RAL 9002	RUBY RED RAL 3003	GENTIAN BLUE RAL 5010	PURE WHITE RAL 9010	ANTHRACITE GREY RAL 7016	BLUE CAPRI RAL 5019
.01	.02	.04	.08	.1F	.1G	.34	.35	.39	.48

PLASTIC parts colour range — DARK GREY .M0

KEY

DEPTH

BENCH CLOSURE

BENCH CAPACITY

! ALL INDICATED LOAD CAPACITY VALUES ARE NET AND REFER TO EVENLY DISTRIBUTED WEIGHTS

MULTIPLEX WORKTOP THICKNESS 40 mm



ART.			kg
M BI A270 00 00 01 04	750 mm	-	500
M BI A370 00 00 01 04	800 mm	-	500

Multiplex bottom shelf ART. F BI 1840 00 00
Dimensions mm 1840x612x25 H
Capacity 85 kg

Cabinet dim. mm 561x726x200 H (27x36 EH)

ART.			kg
M BI A270 C0 10 04 04	750 mm	key	500
M BI A370 C0 10 04 04	800 mm	key	500

Multiplex bottom shelf ART. F BI 1840 00 00
Dimensions mm 1840x612x25 H
Capacity 85 kg

Cabinet dim. mm 561x726x300 H (27x36 EH)

ART.			kg
M BI A270 C0 10 07 04	750 mm	key	500
M BI A370 C0 10 07 04	800 mm	key	500

Multiplex bottom shelf ART. F BI 1840 00 00
Dimensions mm 1840x612x25 H
Capacity 85 kg

Cabinet dim. mm 561x726x400 H (27x36 EH)

ART.			kg
M BI A270 C0 10 10 04	750 mm	key	500
M BI A370 C0 10 10 04	800 mm	key	500
M BI A270 E2 10 10 04	750 mm	code	500
M BI A370 E2 10 10 04	800 mm	code	500

Multiplex bottom shelf ART. F BI 1840 00 00
Dimensions mm 1840x612x25 H
Capacity 85 kg

Cabinet dim. mm 561x726x800 H (27x36 EH)

ART.			kg
M BI A270 C0 10 16 04	750 mm	key	800
M BI A370 C0 10 16 04	800 mm	key	800
M BI A270 E2 10 16 04	750 mm	code	800
M BI A370 E2 10 16 04	800 mm	code	800

Multiplex bottom shelf ART. F BI 1275 01 01
Dimensions mm 1280x612x25 H
Capacity 130 kg

WORK MASTER 2000x750/800 mm

MULTIPLEX WORKTOP THICKNESS 40 mm

Cabinet dim. mm 561x726x800 H (27x36 EH)

ART.			kg
M BI A270 C0 10 13 04	750 mm	key	1500
M BI A370 C0 10 13 04	800 mm	key	1500
M BI A270 E2 10 13 04	750 mm	code	1500
M BI A370 E2 10 13 04	800 mm	code	1500

Multiplex bottom shelf ART. F BI 0710 02 01
Dimensions mm 720x612x25 H
Capacity 180 kg

Cabinet dim. mm 561x726x800 H (27x36 EH)

ART.			kg
M BI A270 C0 10 28 04	750 mm	key	1500
M BI A370 C0 10 28 04	800 mm	key	1500
M BI A270 T2 10 28 04	750 mm	code	1500
M BI A370 T2 10 28 04	800 mm	code	1500

Multiplex bottom shelf ART. F BI 0710 02 01
Dimensions mm 720x612x25 H
Capacity 180 kg

Cabinet dim. mm 561x726x800 H (27x36 EH)

ART.			kg
M BI A270 C0 10 58 04	750 mm	key	800
M BI A370 C0 10 58 04	800 mm	key	800
M BI A270 E2 10 58 04	750 mm	code	800
M BI A370 E2 10 58 04	800 mm	code	800

With 4 Schuko sockets 220-250V 10A 2P+E and
thermo-magnetic switch 2P 230V AC 10A, cabled

Multiplex bottom shelf ART. F BI 1082 02 01
Dimensions mm 1091x612x25 H
Capacity 130 kg

Cabinet dim. mm 561x726x800 H (27x36 EH)

ART.			kg
M BI A270 C0 10 49 04	750 mm	key	800
M BI A370 C0 10 49 04	800 mm	key	800
M BI A270 E2 10 49 04	750 mm	code	800
M BI A370 E2 10 49 04	800 mm	code	800

With recessed 120 mm steel vice

Multiplex bottom shelf ART. F BI 0960 02 01
Dimensions mm 969x612x25 H
Capacity 180 kg

DEPTH CLOSING CAPACITY



ART. M BI A270 T2 11 AC 50

Master workbench with 1 cabinet with 3 drawers
(H front mm 1x75 - 2x100) + 1 door H 400 mm + 1 piano estraibile
1 bench leg H 800 mm with electric system
art. F BL 9620 10 00+ pneumatic system art. F BL 9660 80 07
3 support colomns H 1240 mm
6 perforated panels mm 973x304 H
2 aluminium slide tracks
Dim.mm 2000x750x840 H
METAL COLOUR GREY RAL 7035 + BLUE RAL 5012
PLASTIC COLOUR BLUE MEDITERRANEAN

IT DOES NOT INCLUDE: TOOLS, HOOKS, LAMP, MULTIPLE SOCKET BOX , BALANCER SET AND PARTITIONING MATERIAL

WORK MASTER 2500x750/800 mm



- **ART. M BI A284 C0 10 10 04**
  H = 840 mm - 3 drawers

METAL COLOURS

GREY RAL 7000	GREEN RAL 6011	BLUE RAL 5012	GREY RAL 7035	GREY WHITE RAL 9002	RUBY RED RAL 3003	GENTIAN BLUE RAL 5010	PURE WHITE RAL 9010	ANTHRACITE GREY RAL 7016	BLUE CAPRI RAL 5019
.01	.02	.04	.08	.1F	.1G	.34	.35	.39	.48

PLASTIC parts colour range — DARK GREY .M0

KEY

DEPTH

BENCH CLOSURE

BENCH CAPACITY

! ALL INDICATED LOAD CAPACITY VALUES ARE NET AND REFER TO EVENLY DISTRIBUTED WEIGHTS

MULTIPLEX WORKTOP THICKNESS 40 mm

ART.			
M BI A284 00 00 01 04	750 mm	-	800
M BI A384 00 00 01 04	800 mm	-	800

Multiplex bottom shelf ART. F BI 2100 00 00
Dimensions mm 2340x612x25 H
Capacity 260 kg

Cabinet dim. mm 561x726x400 H (27x36 EH)

ART.			
M BI A284 C0 10 10 04	750 mm	key	800
M BI A384 C0 10 10 04	800 mm	key	800
M BI A284 E2 10 10 04	750 mm	code	800
M BI A384 E2 10 10 04	800 mm	code	800

Multiplex bottom shelf ART. F BI 2100 00 00
Dimensions mm 2340x612x25 H
Capacity 260 kg

Cabinet dim. mm 561x726x400 H (27x36 EH)

ART.			
M BI A284 C0 10 61 04	750 mm	key	800
M BI A384 C0 10 61 04	800 mm	key	800
M BI A284 E2 10 61 04	750 mm	code	800
M BI A384 E2 10 61 04	800 mm	code	800

Multiplex bottom shelf ART. F BI 2100 00 00
Dimensions mm 2340x612x25 H
Capacity 260 kg

Cabinet dim. mm 561x726x800 H (27x36 EH)

ART.			
M BI A284 C0 10 16 04	750 mm	key	350
M BI A384 C0 10 16 04	800 mm	key	350
M BI A284 E2 10 16 04	750 mm	code	350
M BI A384 E2 10 16 04	800 mm	code	350

Multiplex bottom shelf ART. F BI 1775 01 01
Dimensions mm 1780x612x25 H
Capacity 85 kg

WORK MASTER 2500x750/800 mm

Cabinet dim. mm 561x726x800 H (27x36 EH)

ART.			
M BI A284 C0 10 30 04	750 mm	key	350
M BI A384 C0 10 30 04	800 mm	key	350
M BI A284 E2 10 30 04	750 mm	code	350
M BI A384 E2 10 30 04	800 mm	code	350

Multiplex bottom shelf ART. F BI 1775 01 01
Dimensions mm 1780x612x25 H
Capacity 85 kg

Cabinet dim. mm 561x726x800 H (27x36 EH)

ART.			
M BI A284 C0 10 58 04	750 mm	key	350
M BI A384 C0 10 58 04	800 mm	key	350
M BI A284 E2 10 58 04	750 mm	code	350
M BI A384 E2 10 58 04	800 mm	code	350

Multiplex bottom shelf ART. F BI 1582 02 01
Dimensions mm 1591x612x25 H
Capacity 85 kg
With 4 Schuko sockets 220-250V 10A 2P+E and thermo-magnetic switch 2P 230V AC 10A, cabled

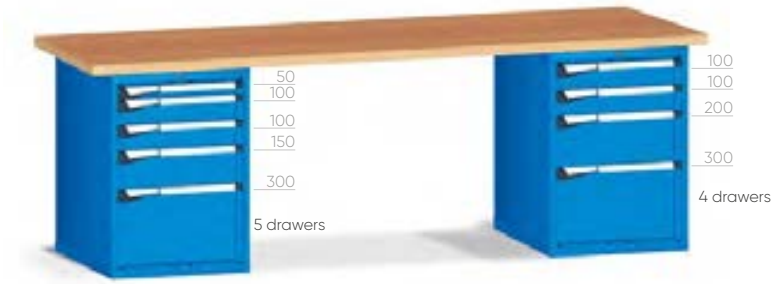

Cabinet dim. mm 561x726x800 H (27x36 EH)

ART.			
M BI A284 C0 10 13 04	750 mm	key	800
M BI A384 C0 10 13 04	800 mm	key	800
M BI A284 E2 10 13 04	750 mm	code	800
M BI A384 E2 10 13 04	800 mm	code	800

Multiplex bottom shelf ART. F BI 1210 02 01
Dimensions mm 1220x612x25 H
Capacity 130 kg

Cabinet dim. mm 561x726x800 H (27x36 EH)

ART.			
M BI A284 C0 10 28 04	750 mm	key	800
M BI A384 C0 10 28 04	800 mm	key	800
M BI A284 T2 10 28 04	750 mm	code	800
M BI A384 T2 10 28 04	800 mm	code	800

Multiplex bottom shelf ART. F BI 1210 02 01
Dimensions mm 1220x612x25 H
Capacity 130 kg

DEPTH CLOSING CAPACITY

H 840 mm

ART. M BI A284 C0 14 AD 34

Master workbench with 1 cabinet with 4 drawers
(H front mm 2x100 - 1x200 - 1x300) + 1 leg H 800 mm
3 support colomns H 936 mm
2 perforated panels mm 973x304 H + 1 mm 1458x304 H
1 shelf mm 955x320 + 1 mm 1440x220 + 1 mm 1440x320
1 bottom shelf

Dim.mm 2500x750x840 H
METAL COLOUR BLUE RAL 5010
PLASTIC COLOUR RED CARPET

IT DOES NOT INCLUDE: TOOLS, HOOKS AND CONTAINERS

WORK MASTER 3000x750/800 mm



- **ART. M BI A498 C0 10 16 04**
  H = 840 mm - 4 drawers

METAL COLOURS

GREY RAL 7000	GREEN RAL 6011	BLUE RAL 5012	GREY RAL 7035	GREY WHITE RAL 9002	RUBY RED RAL 3003	GENTIAN BLUE RAL 5010	PURE WHITE RAL 9010	ANTHRACITE GREY RAL 7016	BLUE CAPRI RAL 5019
.01	.02	.04	.08	.1F	.1G	.34	.35	.39	.48

PLASTIC parts colour range — DARK GREY .M0

KEY

DEPTH

BENCH CLOSURE

BENCH CAPACITY

! ALL INDICATED LOAD CAPACITY VALUES ARE NET AND REFER TO EVENLY DISTRIBUTED WEIGHTS

MULTIPLEX WORKTOP THICKNESS 50 mm

ART.			kg
M BI A498 00 00 01 04	750 mm	-	800
M BI A598 00 00 01 04	800 mm	-	800

Multiplex bottom shelf ART. F BI 2690 00 00
Dimensions mm 2840x612x25 H
Capacity 210 kg

Cabinet dim. mm 561x726x400 H (27x36 EH)

ART.			kg
M BI A498 C0 10 10 04	750 mm	key	800
M BI A598 C0 10 10 04	800 mm	key	800
M BI A498 E2 10 10 04	750 mm	code	800
M BI A598 E2 10 10 04	800 mm	code	800

Multiplex bottom shelf ART. F BI 2690 00 00
Dimensions mm 2840x612x25 H
Capacity 210 kg

Cabinet dim. mm 561x726x400 h (27x36 EH)

ART.			kg
M BI A498 C0 10 61 04	750 mm	key	800
M BI A598 C0 10 61 04	800 mm	key	800
M BI A498 E2 10 61 04	750 mm	code	800
M BI A598 E2 10 61 04	800 mm	code	800

Multiplex bottom shelf ART. F BI 2690 00 00
Dimensions mm 2840x612x25 H
Capacity 210 kg



Cabinet dim. mm 561x726x800 H (27x36 EH)

ART.			kg
M BI A498 C0 10 16 04	750 mm	key	800
M BI A598 C0 10 16 04	800 mm	key	800
M BI A498 E2 10 16 04	750 mm	code	800
M BI A598 E2 10 16 04	800 mm	code	800

Multiplex bottom shelf ART. F BI 2510 01 01
Dimensions mm 2275x612x25 H
Capacity 210 kg

WORK MASTER 3000x750/800 mm

Cabinet dim. mm 561x726x800 H (27x36 EH)

ART.			
M BI A498 C0 10 30 04	750 mm	key	800
M BI A598 C0 10 30 04	800 mm	key	800
M BI A498 E2 10 30 04	750 mm	code	800
M BI A598 E2 10 30 04	800 mm	code	800

Multiplex bottom shelf ART. F BI 2510 01 01
Dimensions mm 2280x612x25 H
Capacity 210 kg



Cabinet dim. mm 561x726x800 h (27x36 EH)

ART.			
M BI A498 C0 10 28 04	750 mm	key	1500
M BI A598 C0 10 28 04	800 mm	key	1500
M BI A498 T2 10 28 04	750 mm	code	1500
M BI A598 T2 10 28 04	800 mm	code	1500

Multiplex bottom shelf ART. F BI 1710 02 01
Dimensions mm 1710x612x25 h
Capacity 360 kg

Cabinet dim. mm 561x726x800 H (27x36 EH)

ART.			
M BI A498 C0 10 58 04	750 mm	key	800
M BI A598 C0 10 58 04	800 mm	key	800
M BI A498 E2 10 58 04	750 mm	code	800
M BI A598 E2 10 58 04	800 mm	code	800

With 4 Schuko sockets 220-250V 10A 2P+E and thermo-magnetic switch 2P 230V AC 10A, cabled

Cabinet dim. mm 561x726x800 H (27x36 EH)

ART.			
M BI A498 C0 10 63 04	750 mm	key	1500
M BI A598 C0 10 63 04	800 mm	key	1500
M BI A498 E2 10 63 04	750 mm	code	1500
M BI A598 E2 10 63 04	800 mm	code	1500

With recessed 120 mm steel vice

DEPTH CLOSING CAPACITY

ART. M BI A598 C0 10 AE 39

Master workbench with 1 cabinet with 5 drawers
(H front mm 1x50 - 2x100 - 1x150 - 1x300)
1 leg H 800 mm
1 cabinet with steel vice H 800 mm
3 support colomns H 936 mm
4 perforated panels mm 1458x304 H
2 shelves mm 1440x320
Dim.mm 3000x800x850 H
METAL COLOUR GREY RAL 7016
PLASTIC COLOUR DARK GREY

IT DOES NOT INCLUDE: TOOLS, HOOKS, CONTAINERS, RACEWAYS AND MAT

27x36 EH PARTITIONING MATERIAL

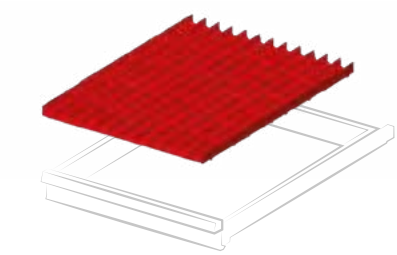

ART.	For front heights mm
F FH 8605 01 00	50 - 300

Set including: 12 troughs 4 grooves, 50 plain partitions 36 mm

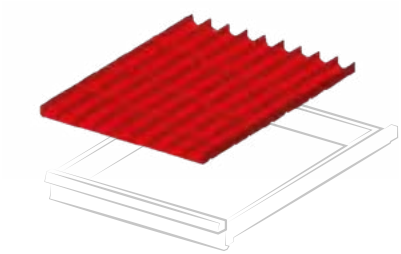

ART.	For front heights mm
F FH 8605 06 00	50 - 300

Set including: 12 troughs 3 grooves, 27 plain partitions 47 mm

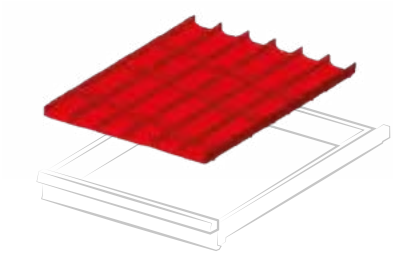

ART.	For front heights mm
F FH 8605 04 00	50 - 300

Set including: 12 troughs 2 grooves, 18 plain partitions 73 mm

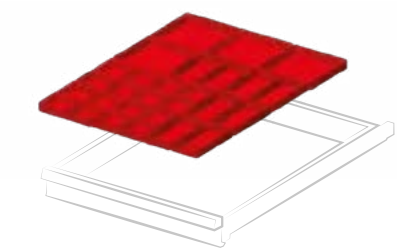

ART.	For front heights mm
F FH 8605 17 00	50
F FH 8607 17 00	75

Set including: 16 plastic boxes 75x75 mm, 8 plastic boxes 150x75 mm, 4 plastic boxes 150x150 mm

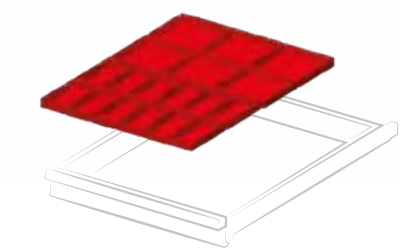

ART.	For front heights mm
F FH 8605 18 00	50
F FH 8607 18 00	75
F FH 8610 18 00	100 - 125

Set including: 12 plastic boxes 150x75 mm, 6 plastic boxes 150x150 mm

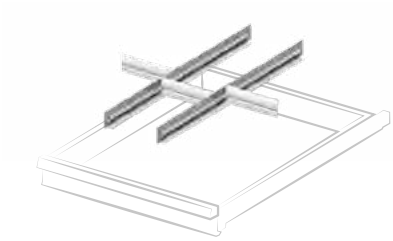

ART.	For front heights mm
F FH 8605 08 00	50
F FH 8607 08 00	75
F FH 8610 08 00	100 - 125
F FH 8615 08 00	150
F FH 8620 08 00	200 - 250
F FH 8630 08 00	300

Set including: 2 slotted partitions 610 mm, 3 plain partitions 149 mm

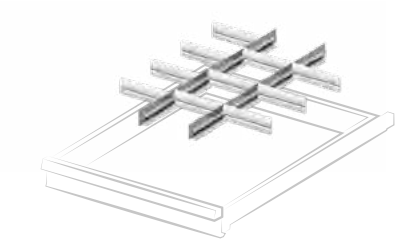

ART.	For front heights mm
F FH 8605 09 00	50
F FH 8607 09 00	75
F FH 8610 09 00	100 - 125
F FH 8615 09 00	150
F FH 8620 09 00	200 - 250

Set including: 2 slotted partitions 610 mm, 10 plain partitions 149 mm

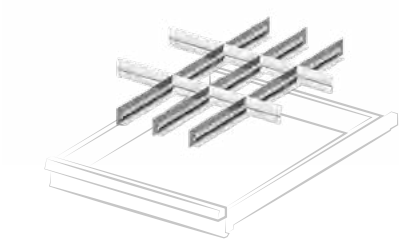

ART.	For front heights mm
F FH 8605 10 00	50
F FH 8607 10 00	75
F FH 8610 10 00	100 - 125
F FH 8615 10 00	150

Set including: 3 slotted partitions 610 mm, 6 plain partitions 98 mm, 2 plain partitions 149 mm

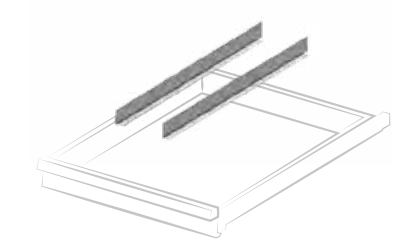

ART.	For front heights mm
F FH 8605 13 00	50
F FH 8607 13 00	75
F FH 8610 13 00	100 - 125
F FH 8615 13 00	150
F FH 8620 13 00	200 - 250
F FH 8630 13 00	300

Set including: 2 slotted partitions 610 mm

CONFIGURE A FAMI DRAWER WITH BETA TOOLS

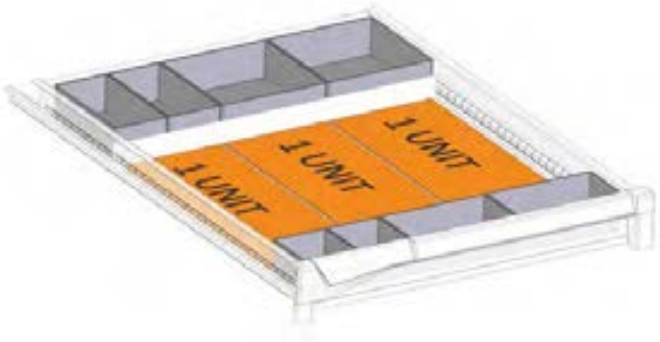

ART. F FH 0907 50 07
Drawer pre-setting kit for Beta thermoformed trays consisting of:
no. 2 F HC 6071 00 07
no. 4 F HC 6471 00 07
no. 2 F HC 6871 00 07
no. 1 F HA 1120 00 99
no. 1 F HA 2120 00 99

1 unit = 1 Beta thermoformed tray (367x147 mm)
2 unit = 1 Beta thermoformed tray (367x294 mm)

EXEMPLES OF THERMOFORMED TRAY USE





CONFIGURE YOUR BENCH

ART. M BI A270 C0 11 AF 1F

Master workbench with 2 cabinets H 850 mm
with 6 drawers
(H front mm 1x50 - 2x100 - 2x150 - 1x200)
3 support colomns H 1240 mm
2 perforated panels mm 973x304 H
1 shelf mm 955x320
1 roller shutter cabinet
Dim.mm 2000x750x890 H
METAL COLOUR GREY WHITE RAL 9002
PLASTIC COLOUR BLUE MEDITERRANEAN

IT DOES NOT INCLUDE: TOOLS, HOOKS, CONTAINERS AND WINDER

WORKTOP LOAD CAPACITY
LENGTH 1300 mm

TYPE OF WORKTOP	THICKNESS mm	kg	kg
Multiplex	40	1200	1500
Multiplex	50	1500	1500
3 CROSS-GLUED LAYERS	50	1500	1500
Laminate with solid wood/	40	1200	1500
Laminate	50	1500	1500

kg CAPACITY

WORKTOP LOAD CAPACITY
LENGTH 1500 mm

TYPE OF WORKTOP	THICKNESS mm	kg	kg	kg
Multiplex	40	800	1500	1500
Multiplex	50	1000	1500	1500
3 CROSS-GLUED LAYERS	50	1000	1500	1500
Laminate with solid wood/	40	800	1500	1500
Laminate	50	1000	1500	1500

WORKTOP LOAD CAPACITY
LENGTH 2000 mm

TYPE OF WORKTOP	THICKNESS mm	kg	kg	kg
Multiplex	40	500	800	1500
Multiplex	50	700	1000	1500
3 CROSS-GLUED LAYERS	50	700	1000	1500
Laminate with solid wood/	40	500	800	1500
Laminate	50	700	1000	1500

WORKTOP LOAD CAPACITY
LENGTH 2500 mm

TYPE OF WORKTOP	THICKNESS mm	kg	kg	kg
Multiplex	40	800	350	800
Multiplex	50	1000	500	1000
3 CROSS-GLUED LAYERS	50	1000	500	1000
Laminate with solid wood/	40	800	350	800
Laminate	50	1000	500	1000

WORKTOP LOAD CAPACITY
LENGTH 3000 mm

TYPE OF WORKTOP	THICKNESS mm	kg	kg	kg	kg
Multiplex	50	800	800	1500	350
3 CROSS-GLUED LAYERS	50	800	800	1500	350
Laminate with solid wood/	50	800	800	1500	350
Laminate	50	800	800	1500	350

WORK MASTER

TOP

		MULTIPLEX BEECH WOOD	3 BEECH WOOD CROSS LAYERS	MULTIPLEX WITH LAMINATE ANDSOLID WOOD EDGES	MULTIPLEX WITH LAMINATE ANDSOLID WOOD EDGES
				GREY	 BLUE
THICKNESS mm	DIM. mm	ART.	ART.	ART.	ART.
30	1024x750	F BI A014 02 00	-	-	-
	1024x800	-	-	-	-
	1300x750	-	-	-	-
	1300x800	-	-	-	-
	1500x750	F BI A042 02 00	-	-	-
	1500x800	F BI A142 00 00	-	F BH A142 00 08	F BH A142 00 04
	2000x750	F BI A070 02 00	-	-	-
	2000x800	F BI A170 00 00	-	F BH A170 00 08	F BH A170 00 04
	2500x750	F BI A084 02 00	-	-	-
	2500x800	-	-	-	-
	3000x750	-	-	-	-
	3000x800	-	-	-	-
40	1024x750	F BI A214 00 00	-	F BH A214 00 08	F BH A214 00 04
	1024x800	-	-	-	-
	1300x750	F BI A228 00 00	-	F BH A228 00 08	F BH A228 00 04
	1300x800	F BI A328 00 00	-	F BH A328 00 08	F BH A328 00 04
	1500x750	F BI A242 00 00	-	F BH A242 00 08	F BH A242 00 04
	1500x800	F BI A342 00 00	-	F BH A342 00 08	F BH A342 00 04
	2000x750	F BI A270 00 00	-	F BH A270 00 08	F BH A270 00 04
	2000x800	F BI A370 00 00	-	F BH A370 00 08	F BH A370 00 04
	2500x750	F BI A284 00 00	-	F BH A284 00 08	F BH A284 00 04
	2500x800	F BI A384 00 00	-	F BH A384 00 08	F BH A384 00 04
50	1024x750	-	-	-	-
	1024x800	F BI A514 00 00	-	F BH A514 00 08	F BH A514 00 04
	1300x750	F BI A428 00 00	F BK A428 00 00	F BH A428 00 08	F BH A428 00 04
	1300x800	F BI A528 00 00	F BK A528 00 00	F BH A528 00 08	F BH A528 00 04
	1500x750	F BI A442 00 00	F BK A442 00 00	F BH A442 00 08	F BH A442 00 04
	1500x800	F BI A542 00 00	F BK A542 00 00	F BH A542 00 08	F BH A542 00 04
	2000x750	F BI A470 00 00	F BK A470 00 00	F BH A470 00 08	F BH A470 00 04
	2000x800	F BI A570 00 00	F BK A570 00 00	F BH A570 00 08	F BH A570 00 04
	2500x750	F BI A484 00 00	F BK A484 00 00	F BH A484 00 08	F BH A484 00 04
	2500x800	F BI A584 00 00	F BK A584 00 00	F BH A584 00 08	F BH A584 00 04
	3000x750	F BI A498 00 00	F BK A498 00 00	F BH A498 00 08	F BH A498 00 04
	3000x800	F BI A598 00 00	F BK A598 00 00	F BH A598 00 08	F BH A598 00 04

LAMINATE COVERED MULTIPLEX

GREY

LAMINATE COVERED MULTIPLEX

BLUE

ESD WORKTOP
ON REQUEST

ART.	ART.
-	-
-	-
-	-
-	-
-	-
F BH B142 00 08	F BH B142 00 04
-	-
F BH B170 00 08	F BH B170 00 04
-	-
-	-
-	-
-	-
F BH B214 00 08	F BH B214 00 04
-	-
F BH B228 00 08	F BH B228 00 04
F BH B328 00 08	F BH B328 00 04
F BH B242 00 08	F BH B242 00 04
F BH B342 00 08	F BH B342 00 04
F BH B270 00 08	F BH B270 00 04
F BH B370 00 08	F BH B370 00 04
F BH B284 00 08	F BH B284 00 04
F BH B384 00 08	F BH B384 00 04
-	-
F BH B514 00 08	F BH B514 00 04
F BH B428 00 08	F BH B428 00 04
F BH B528 00 08	F BH B528 00 04
F BH B442 00 08	F BH B442 00 04
F BH B542 00 08	F BH B542 00 04
F BH B470 00 08	F BH B470 00 04
F BH B570 00 08	F BH B570 00 04
F BH B484 00 08	F BH B484 00 04
F BH B584 00 08	F BH B584 00 04
F BH B498 00 08	F BH B498 00 04
F BH B598 00 08	F BH B598 00 04

LAMINATE
THICKNESS 9/10 mm

COVERS

COVER THICKNESS 12/10 mm IN MICROPERFORATED STEEL FOR MULTIPLEX SHELVES WITH H 20 mm "L"-SHAPING AT THE FRONT AND REAR, RESISTANT TO ABRASION AND EXPOSURE TO OIL AND GREASE

DIM. mm	ART. THICKNESS 20 mm	
1024x750	F BL 7900 00 99	
1024x800	F BL 7905 00 99	
1300x750	F BL 7915 00 99	
1300x800	F BL 7920 00 99	
1500x750	F BL 7930 00 99	
1500x800	F BL 7935 00 99	
2000x750	F BL 7960 00 99	
2000x800	F BL 7965 00 99	
2500x750	F BL 7975 00 99	
2500x800	F BL 7980 00 99	
3000x750	F BL 7990 00 99	
3000x800	F BL 7995 00 99	

COVER THICKNESS 8/10 mm MADE OF STEEL COVERED WITH OIL-PROOF RUBBER 12/10 - 15/10 mm FOR MULTIPLEX SHELVES, H 20 mm, AT THE FRONT AND REAR "L" SHAPING

DIM. mm	ART. THICKNESS 20 mm	
1024x750	F BL 2230 00 07	
1024x800	F BL 2235 00 07	
1300x750	F BL 2245 00 07	
1300x800	F BL 2250 00 07	
1500x750	F BL 2260 00 07	
1500x800	F BL 2265 00 07	
2000x750	F BL 2290 00 07	
2000x800	F BL 2295 00 07	
2500x750	F BL 2305 00 07	
2500x800	F BL 2310 00 07	
3000x750	F BL 2320 00 07	
3000x800	F BL 2325 00 07	

ART. F BL 9021 00 00
PRE-ASSEMBLING SET FOR BENCH LEG/CABINET
INCLUDING DRILLING AND FIXING SCREWS

BENCH LEG

ART.	Dim. mm
M 03 G070 0000 00 04	80x726x700 H
M 03 G080 0000 00 04	80x726x800 H
M 03 G085 0000 00 04	80x726x850 H

ADJUSTABLE BENCH LEG

ART.	Dim. mm
M 03 G110 0000 00 _ _	80x726x700/1100 H

57 RAL 7000+ RAL 9005
58 RAL 5012+ RAL 9005
59 RAL 7035+ RAL 9005
60 RAL 6011+ RAL 9005
AB RAL 5019+ RAL 9005
BX RAL 3003+ RAL 9005
HZ RAL 9002+ RAL 9005
ER RAL 5010+ RAL 9005
AF RAL 9010+ RAL 9005
DJ RAL 7016+ RAL 9005

CABINET WITH STEEL VICE

ART.	Dim. mm
M 03 M080 0101 00 04	312x726x800 H

BENCH LEG FOR ELECTRIC AND PNEUMATIC SYSTEM

ART.	Dim. mm
M 03 E070 0100 00 04	190x726x700 H
M 03 E080 0100 00 04	190x726x800 H

PLINTH 50 mm

ART.	Dim. mm
M 03 Z050 4000 00 04	312x726x50 H

PLINTH 50 mm

ART.	Dim. mm
M 03 Z050 3000 00 04	190x726x50 H

PNEUMATIC SYSTEM WITH SINGLE WINDER AND FILTER

ART.	H cabinet mm
F BL 9670 70 07	700
F BL 9670 80 07	800

THE PNEUMATIC SYSTEM INCLUDES:

- 1 fix rear inlet with Ø 10 mm hose and connector (1/4") with pin (Ø 9–12 mm) used to link up to the pneumatic supply by means of an extension hose (not supplied standard).
- 1 front winder including 4 metres of hose with an internal diameter of 5,5 and a 1/4" threaded tool connector, capacity approx. 9 litres per second*.
- 1 fixed front outlet with Ø 10 mm hose and 1/4" threaded connector complete with plug, capacity approx. 11 litres per second*.
- 1 filter reducer assembly with pressure gauge which can be used at maximum pressure of 10 bar, capacity approx. 11 metres per second* at an operating pressure of 6.3 bar. *capacity can vary according to the technical characteristics of the pneumatic supply to which the system is connected.

PNEUMATIC SYSTEM WITH SINGLE WINDER

ART.	H cabinet mm
F BL 9660 70 07	700
F BL 9660 80 07	800

THE PNEUMATIC SYSTEM INCLUDES:

- 1 fix rear inlet with Ø 10 mm hose and connector (3/8") with pin (Ø 9–12 mm) used to link up to the pneumatic supply by means of an extension hose (not supplied standard).
- 1 front winder including 4 metres of hose with an internal diameter of 5,5 and a 1/4" threaded tool connector.
- 1 fixed front outlet with Ø 10 mm hose and 3/8" threaded connector complete with plug.

N.B. ALL THE UNIONS (EXCEPT FOR THOSE OF THE WINDER) ARE 3/8"

APPLICABLE ONLY ON BENCH LEG FOR POWER FITTINGS

ELECTRIC SYSTEM

ART.	D	F	GB	I	CH	IL
F BL 9620 10 00	4	-	-	-	-	-
F BL 9620 20 00	-	4	-	-	-	-
F BL 9620 30 00	-	-	3	-	-	-
F BL 9620 40 00	-	-	-	4	-	-
F BL 9620 50 00	-	-	-	-	4	-
F BL 9620 70 00	-	-	-	-	-	4

The bench legs for power fittings are supplied standard with a side door with a cylinder lock and 2 keys. An electric and/or a pneumatic system can be fitted in these bench legs. The socket box is also fitted standard with a thermo-magnetic switch 2P 230V AC 10A and is connected (with a hard-wearing cable sheath) to a heavy duty socket 220-240V 16A 2P+E at the rear featuring a vertically sliding cover. The system is protected to IP30.

THE ELECTRIC SYSTEM INCLUDES A MULTIPLE SOCKET BOX FEATURING 6 TYPE OF SOCKETS:

- 4 sockets for large and small italian plugs 220-250V 10A 2P+E
- 4 Schuko sockets 220-250V 10A 2P+E
- 4 French sockets 220-250V 10A 2P+E
- 3 British sockets 220-250V 10A 2P+E
- 4 Swiss sockets 220-250V 10A 2P+E
- 4 Israeli sockets 220-250V 10A 2P+E

WORK MASTER 561x726 mm

ART. F BL 9011 00 00
PRE-ASSEMBLING SET FOR CABINET INCLUDING DRILLING AND FIXING SCREWS
ART. M 00 T030 MD 00 F0 00
CABINET TOP SHELF DRILLING
(M 23 A020 C0 10 05 04 - M 23 A030 C0 10 06 04 NOT INCLUDED)

H 200 mm

27x36 EH

ART.		kg		
M 23 A020 C0 10 05 04	50-75-100	100-96-92%	key	

CABINET WITHOUT DRAWER ART. **M 23 A020 C0 00 00 04**
DRAWER WITH DARK GREY PLASTIC ART. **M 23 C100 02 10 0F 04**
DRAWER WITHOUT DARK GREY PLASTIC ART. **M 23 C100 02 00 0F 04**

H 300 mm

27x36 EH

ART.		kg		
M 23 A030 C0 10 06 04	50-75-100	100-96-92%	key	

CABINET WITHOUT DRAWER ART. **M 23 A030 C0 00 00 04**
DRAWER WITH DARK GREY PLASTIC ART. **M 23 C200 02 10 0F 04**
DRAWER WITHOUT DARK GREY PLASTIC ART. **M 23 C200 02 00 0F 04**

H 400 mm

27x36 EH

ART.		kg		
M 23 A040 C0 10 01 04	50-75-100	100-96-92%	key	
M 23 A040 E2 10 01 04	50-75-100	100-96-92%	code	

H 800 mm

27x36 EH

ART.		kg		
M 23 A080 C0 10 55 04	50-75-100	100-96-92%	key	
M 23 A080 E2 10 55 04	50-75-100	100-96-92%	code	

H 800 mm

27x36 EH

ART.		kg		
M 23 A080 C0 10 54 04	50-75-100	100-96-92%	key	
M 23 A080 E2 10 54 04	50-75-100	100-96-92%	code	

kg CAPACITY EXTENSION CLOSING

H 800 mm

27x36 EH

ART.		kg		
M 23 A080 C0 10 56 04	50-75-100	100-96-92%	key	
M 23 A080 E2 10 56 04	50-75-100	100-96-92%	code	

H 800 mm

27x36 EH

ART.		kg		
M 23 A080 C0 10 66 04	50-75-100	100-96-92%	key	
M 23 A080 E2 10 66 04	50-75-100	100-96-92%	code	

H 800 mm

27x36 EH

ART.		kg		
M 23 A080 C0 10 69 04	50-75-100	100-96-92%	key	
M 23 A080 T2 10 69 04	50-75-100	100-96-92%	code	

H 800 mm

27x36 EH

ART.		kg		
M 23 A080 C0 10 57 04	50-75-100	100-96-92%	key	
M 23 A080 T2 10 57 04	50-75-100	100-96-92%	code	

PLINTH mm 50-100 H

ART.		Dim. mm	
M 23 Z050 00 00 00 04		559x725x50 H	
M 23 Z100 00 00 00 04		559x725x100 H	

4 COLOURS

87% EXTENSIBLE DRAWERS

ELECTRICAL AND PNEUMATIC SYSTEMS

WITH CUSTOMISING OPTIONS

WIDE RANGE OF SHELVES

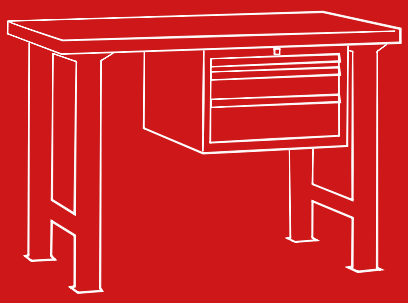

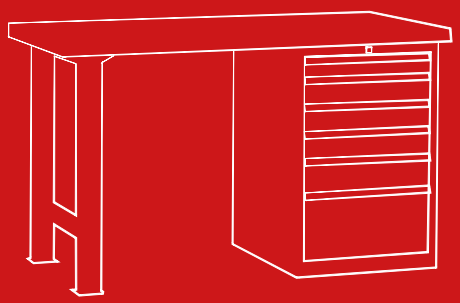

WORK STANDARD

TECHNICAL SPECIFICATION

COLOUR BENCH

METAL COLOURS

GREY
RAL 7000
.01

GREEN
RAL 6011
.02

BLUE
RAL 5012
.04

GREY
RAL 7035
.08

MULTIPLEX BEECH WOOD	3 BEECH WOOD CROSS LAYERS	MULTIPLEX WITH LAMINATE ANDSOLID WOOD EDGES	MULTIPLEX WITH LAMINATE ANDSOLID WOOD EDGES	LAMINATE COVERED MULTIPLEX	LAMINATE COVERED MULTIPLEX
					

BEARING DETAIL

DRAWER CABINETS

Drawers are supplied with 87% plain extensibility on high-strength ball bearings. The perforated bottom and the slotted walls with 17 mm pitch allow for easy insertion and fastening (through screws) of the metal partitions.

87% = 70 kg

FRONT HEIGHT 50 mm
87% = 50 kg

FIXED AND ADJUSTABLE LEGS

The legs are made of sheet steel with holes on the top for fixing to the worktop and on the base plates for floor fixing. They are produced in 3 different heights (700-800-850 mm) and a version is available adjustable in height from 750 to 1100 mm through two 25 mm pitch extensions (adjustable by screw tightening).

MULTI-PURPOSE-PANEL

CAN BE ADDED ON REQUEST
TO COMPLETE YOUR WORK BENCH



The walls are provided with 4 perforated uprights so that drawer guides or extensible shelves can be inserted.

ANTI-TILT ROD



The closing bar acts as an anti-tilt system when the drawer is extended. The drawer rear hook (A) causes the rear bar (B) to rotate to its closed position. This prevents the operator from simultaneously opening multiple drawers, avoiding a dangerous weight shift to the outside.

CYLINDER CLOSURE



The cylinder closure is connected via a square section rod (C) to the rear closing assembly, consisting of a rotating element and of the anti-tilt bar. Turning the key (D) operates the cam system in the closure assembly that rotates the rod.

SUPPLIED AS STANDARD WITH 2 KEYS

HEIGHT-ADJUSTABLE ADD-ON SHELVES FOR CHESTS OF DRAWERS

Height adjustable shelves can be inserted inside chests of drawers with a capacity of 150 kg.

In addition to the adjustable shelves, extensible shelves on ball bearings can be inserted with a capacity of 100 kg.

CONFIGURE YOUR BENCH

WORKTOP LOAD CAPACITY
LENGTH 1300 mm

TYPE OF WORKTOP	THICKNESS mm	kg	kg
Multiplex	40	1200	1500
Multiplex	50	1500	1500
3 CROSS-GLUED LAYERS	50	1500	1500
Laminate with solid wood/	40	1200	1500
Laminate	50	1500	1500

WORKTOP LOAD CAPACITY
LENGTH 1500 mm

TYPE OF WORKTOP	THICKNESS mm	kg	kg	kg
Multiplex	40	800	1500	1500
Multiplex	50	1000	1500	1500
3 CROSS-GLUED LAYERS	50	1000	1500	1500
Laminate with solid wood/	40	800	1500	1500
Laminate	50	1000	1500	1500

WORKTOP LOAD CAPACITY
LENGTH 2000 mm

TYPE OF WORKTOP	THICKNESS mm	kg	kg	kg
Multiplex	40	500	800	1500
Multiplex	50	700	1000	1500
3 CROSS-GLUED LAYERS	50	700	1000	1500
Laminate with solid wood/	40	500	800	1500
Laminate	50	700	1000	1500

WORKTOP LOAD CAPACITY
LENGTH 2500 mm

TYPE OF WORKTOP	THICKNESS mm	kg	kg	kg
Multiplex	40	800	350	800
Multiplex	50	1000	500	1000
3 CROSS-GLUED LAYERS	50	1000	500	1000
Laminate with solid wood/	40	800	350	800
Laminate	50	1000	500	1000

WORKTOP LOAD CAPACITY
LENGTH 3000 mm

TYPE OF WORKTOP	THICKNESS mm	kg	kg	kg	kg
Multiplex	50	800	800	1500	350
3 CROSS-GLUED LAYERS	50	800	800	1500	350
Laminate with solid wood/	50	800	800	1500	350
Laminate	50	800	800	1500	350

WORK STANDARD

TOP

		MULTIPLEX BEECH WOOD	3 BEECH WOOD CROSS LAYERS	MULTIPLEX WITH LAMINATE ANDSOLID WOOD EDGES	MULTIPLEX WITH LAMINATE ANDSOLID WOOD EDGES
				GREY	 BLUE
THICKNESS mm	DIM. mm	ART.	ART.	ART.	ART.
30	1024x750	F BI A014 02 00	-	-	-
	1024x800	-	-	-	-
	1300x750	-	-	-	-
	1300x800	-	-	-	-
	1500x750	F BI A042 02 00	-	-	-
	1500x800	F BI A142 00 00	-	F BH A142 00 08	F BH A142 00 04
	2000x750	F BI A070 02 00	-	-	-
	2000x800	F BI A170 00 00	-	F BH A170 00 08	F BH A170 00 04
	2500x750	F BI A084 02 00	-	-	-
	2500x800	-	-	-	-
	3000x750	-	-	-	-
	3000x800	-	-	-	-
40	1024x750	F BI A214 00 00	-	F BH A214 00 08	F BH A214 00 04
	1024x800	-	-	-	-
	1300x750	F BI A228 00 00	-	F BH A228 00 08	F BH A228 00 04
	1300x800	F BI A328 00 00	-	F BH A328 00 08	F BH A328 00 04
	1500x750	F BI A242 00 00	-	F BH A242 00 08	F BH A242 00 04
	1500x800	F BI A342 00 00	-	F BH A342 00 08	F BH A342 00 04
	2000x750	F BI A270 00 00	-	F BH A270 00 08	F BH A270 00 04
	2000x800	F BI A370 00 00	-	F BH A370 00 08	F BH A370 00 04
	2500x750	F BI A284 00 00	-	F BH A284 00 08	F BH A284 00 04
	2500x800	F BI A384 00 00	-	F BH A384 00 08	F BH A384 00 04
50	1024x750	-	-	-	-
	1024x800	F BI A514 00 00	-	F BH A514 00 08	F BH A514 00 04
	1300x750	F BI A428 00 00	F BK A428 00 00	F BH A428 00 08	F BH A428 00 04
	1300x800	F BI A528 00 00	F BK A528 00 00	F BH A528 00 08	F BH A528 00 04
	1500x750	F BI A442 00 00	F BK A442 00 00	F BH A442 00 08	F BH A442 00 04
	1500x800	F BI A542 00 00	F BK A542 00 00	F BH A542 00 08	F BH A542 00 04
	2000x750	F BI A470 00 00	F BK A470 00 00	F BH A470 00 08	F BH A470 00 04
	2000x800	F BI A570 00 00	F BK A570 00 00	F BH A570 00 08	F BH A570 00 04
	2500x750	F BI A484 00 00	F BK A484 00 00	F BH A484 00 08	F BH A484 00 04
	2500x800	F BI A584 00 00	F BK A584 00 00	F BH A584 00 08	F BH A584 00 04
	3000x750	F BI A498 00 00	F BK A498 00 00	F BH A498 00 08	F BH A498 00 04
	3000x800	F BI A598 00 00	F BK A598 00 00	F BH A598 00 08	F BH A598 00 04

LAMINATE COVERED MULTIPLEX

GREY

LAMINATE COVERED MULTIPLEX

BLUE

ESD WORKTOP
ON REQUEST

ART.	ART.
-	-
-	-
-	-
-	-
-	-
F BH B142 00 08	F BH B142 00 04
-	-
F BH B170 00 08	F BH B170 00 04
-	-
-	-
-	-
-	-
F BH B214 00 08	F BH B214 00 04
-	-
F BH B228 00 08	F BH B228 00 04
F BH B328 00 08	F BH B328 00 04
F BH B242 00 08	F BH B242 00 04
F BH B342 00 08	F BH B342 00 04
F BH B270 00 08	F BH B270 00 04
F BH B370 00 08	F BH B370 00 04
F BH B284 00 08	F BH B284 00 04
F BH B384 00 08	F BH B384 00 04
-	-
F BH B514 00 08	F BH B514 00 04
F BH B428 00 08	F BH B428 00 04
F BH B528 00 08	F BH B528 00 04
F BH B442 00 08	F BH B442 00 04
F BH B542 00 08	F BH B542 00 04
F BH B470 00 08	F BH B470 00 04
F BH B570 00 08	F BH B570 00 04
F BH B484 00 08	F BH B484 00 04
F BH B584 00 08	F BH B584 00 04
F BH B498 00 08	F BH B498 00 04
F BH B598 00 08	F BH B598 00 04

LAMINATE
THICKNESS 9/10 mm

COVERS

COVER THICKNESS 12/10 mm IN MICROPERFORATED STEEL FOR MULTIPLEX SHELVES WITH H 20 mm "L"-SHAPING AT THE FRONT AND REAR, RESISTANT TO ABRASION AND EXPOSURE TO OIL AND GREASE

DIM. mm	ART. THICKNESS 20 mm	
1024x750	F BL 7900 00 99	
1024x800	F BL 7905 00 99	
1300x750	F BL 7915 00 99	
1300x800	F BL 7920 00 99	
1500x750	F BL 7930 00 99	
1500x800	F BL 7935 00 99	
2000x750	F BL 7960 00 99	
2000x800	F BL 7965 00 99	
2500x750	F BL 7975 00 99	
2500x800	F BL 7980 00 99	
3000x750	F BL 7990 00 99	
3000x800	F BL 7995 00 99	

COVER THICKNESS 8/10 mm MADE OF STEEL COVERED WITH OIL-PROOF RUBBER 12/10 - 15/10 mm FOR MULTIPLEX SHELVES, H 20 mm,
AT THE FRONT AND REAR "L" SHAPING

DIM. mm	ART. THICKNESS 20 mm	
1024x750	F BL 2230 00 07	
1024x800	F BL 2235 00 07	
1300x750	F BL 2245 00 07	
1300x800	F BL 2250 00 07	
1500x750	F BL 2260 00 07	
1500x800	F BL 2265 00 07	
2000x750	F BL 2290 00 07	
2000x800	F BL 2295 00 07	
2500x750	F BL 2305 00 07	
2500x800	F BL 2310 00 07	
3000x750	F BL 2320 00 07	
3000x800	F BL 2325 00 07	

WORK STANDARD

ART. F BL 9021 00 00
PRE-ASSEMBLING SET FOR BENCH LEG/CABINET
INCLUDING DRILLING AND FIXING SCREWS

BENCH LEG

ART.	Dim. mm
F BL 6025 00 04	80x726x800 H
F BL 6040 00 04	80x726x850 H

BENCH LEG FOR ELECTRIC AND PNEUMATIC SYSTEM

ART.	Dim. mm
F BL 6125 01 04	190x726x800 H

ADJUSTABLE BENCH LEG

ART.	Dim. mm
F BL 6045 00 _ _	80x726x700/1100 H

57 RAL 7000+ RAL 9005 | 58 RAL 5012+ RAL 9005 | 59 RAL 7035+ RAL 9005 | 60 RAL 6011+ RAL 9005

PLINTH 50 mm

ART.	Dim. mm
F BL 6655 00 04	189x726x50 H

PNEUMATIC SYSTEM WITH SINGLE WINDER

ART.	H cabinet mm
F BL 9660 80 07	800

COLOUR BLACK

THE PNEUMATIC SYSTEM INCLUDES:

- 1 fix rear inlet with Ø 10 mm hose and connector (3/8") with pin (Ø 9–12 mm) used to link up to the pneumatic supply by means of an extension hose (not supplied standard).
- 1 front winder including 4 metres of hose with an internal diameter of 5,5 and a 1/4" threaded tool connector.
- 1 fixed front outlet with Ø 10 mm hose and 3/8" threaded connector complete with plug

N.B. ALL THE UNIONS (EXCEPT FOR THOSE OF THE WINDER) ARE 3/8".

APPLICABLE ONLY ON BENCH LEG FOR POWER FITTINGS

ELECTRIC SYSTEM

ART.	D	F	GB	I	CH	IL
F BL 9620 10 00	4	-	-	-	-	-
F BL 9620 20 00	-	4	-	-	-	-
F BL 9620 30 00	-	-	3	-	-	-
F BL 9620 40 00	-	-	-	4	-	-
F BL 9620 50 00	-	-	-	-	4	-
F BL 9620 70 00	-	-	-	-	-	4

The bench legs for power fittings are supplied standard with a side door with a cylinder lock and 2 keys. An electric and/or a pneumatic system can be fitted in these bench legs. The socket box is also fitted standard with a thermo-magnetic switch 2P 230V AC 10A and is connected (with a hard-wearing cable sheath) to a heavy duty socket 220-240V 16A 2P+E at the rear featuring a vertically sliding cover. The system is protected to IP30.

THE ELECTRIC SYSTEM INCLUDES A MULTIPLE SOCKET BOX FEATURING 6 TYPE OF SOCKETS::

- 4 sockets for large and small italian plugs 220-250V 10A 2P+E
- 4 Schuko sockets 220-250V 10A 2P+E
- 4 French sockets 220-250V 10A 2P+E
- 3 British sockets 220-250V 10A 2P+E
- 4 Swiss sockets 220-250V 10A 2P+E
- 4 Israeli sockets 220-250V 10A 2P+E

ART. F BI B570 S1 08

Dim. mm 2000x800x900 H
COLOUR GREY RAL 7035
TOOLS AND DRAWER PARTITIONING SETS NOT INCLUDED

WORK STANDARD

ART. F BL 9011 00 00
PRE-ASSEMBLING SET FOR CABINET INCLUDING DRILLING AND FIXING SCREWS

27x36 EH

ART.	Dim. mm	kg	
F DE 1010 01 04	565x725x155 H	60	87%

Lateral closure

27x36 EH

ART.	Dim. mm	kg	
F DE 1020 01 04	565x725x255 H	60	87%

Lateral closure

27x36 EH

ART.	Dim. mm	kg	
F DE 1020 02 04	565x725x255 H	60	87%

Lateral closure

27x36 EH

ART.	Dim. mm	kg	
F DE 1030 02 04	565x725x355 H	60	87%

Lateral closure

kg CAPACITY EXTENSION

ART. F BL 9011 00 00
PRE-ASSEMBLING SET FOR CABINET INCLUDING DRILLING AND FIXING SCREWS

H 800 mm

27x36 EH

ART.	kg		
F DD 1070 51 04	100	87%	key

Central closure

*maximum capacity 60 kg

H 800 mm

27x36 EH

ART.	kg		
F DD 1070 52 04	100	87%	key

Central closure

*maximum capacity 80 kg

H 800 mm

27x36 EH

ART.	kg		
F DD 1070 55 04	100	87%	key

Central closure

H 800 mm

door 425 mm

27x36 EH

ART.	kg		
F DD 1170 51 04	100	87%	key

Central closure

*maximum capacity 70 kg

PLINTH

ART.	H PLINTH mm
F DD 9300 00 07	50

Dim. mm 564x701
Colour black RAL 9005

ROBUST, VERSATILE, CUSTOMIZABLE

2 TYPES OF WORKTOPS, 2 COLOURS

DRAWERS WITH NORMAL EXTRACTION

CYLINDER CLOSURE

VARIOUS POSSIBILITIES OF COMBINATIONS

WORK UP - ROL UP

TECHNICAL SPECIFICATION

COLOUR BENCH

2 colours for the metal parts

RAL 5012	RAL 7035

BENCH DESIGNED FOR AN ERGONOMIC SEATING

ADDITIONAL BOTTOM SHELF

The new WORK / WORK-UP bench presents a series of bottom shelves, that act as reinforcement for the whole structure. The addition of a second shelf completes the bottom support shelf.

ACCESSORIES

PERFORATED PANEL

ROLL HOLDER

SPRAY CAN HOLDER

ADJUSTABLE HEIGHT

Adjustable height benches are available in two versions:
- without wheels, from a minimum height of 740 mm to a maximum height of 1110 mm
- with non-marking rubber wheels Ø 125 mm, from a minimum height of 900 mm to a maximum height of 1110 mm

WORK

740/1110 mm h

- **ART. F BG S5R0 00 04**
  H = 740/1110 mm

METAL COLOURS

BLUE
RAL 5012
.04

GREY
RAL 7035
.08

STEEL WORKTOP

NON- MARKING RUBBER WHEELS Ø 125 mm

KEY

ASSEMBLED BENCH

UNASSEMBLED BENCH

CLOSURE

BENCH CAPACITY

! ALL INDICATED LOAD CAPACITY VALUES ARE NET AND REFER TO EVENLY DISTRIBUTED WEIGHTS

WORK UP

ADJUSTABLE HEIGHT OF 740 TO 1110 mm

ART.			kg
F BG S5R0 00 04		-	600

DIMENSIONS mm 1024x750x740/1110 H

ART.			kg
F BG S6R0 00 04		-	600

DIMENSIONS mm 1500x750x740/1110 H

ART.			kg
F BG S7R0 00 04		-	600

DIMENSIONS mm 2000x750x740/1110 H

WORK ROL-UP

ADJUSTABLE HEIGHT OF 900 TO 1110 mm

ART.			kg
F BG S5R0 01 04		-	200

DIMENSIONS mm 1024x750x900/1110 H

ART.			kg
F BG S6R0 01 04		-	200

DIMENSIONS mm 1500x750x900/1110 H

ART.			kg
F BG S7R0 01 04		-	200

DIMENSIONS mm 2000x750x900/1110 H

WORK

740/1110 mm h

- **ART. F BG S1R0 00 04**
  H = 740/1110 mm

METAL COLOURS

BLUE RAL 5012 .04

GREY RAL 7035 .08

STEEL WORKTOP

NON- MARKING RUBBER WHEELS Ø 125 mm

KEY

ASSEMBLED BENCH

UNASSEMBLED BENCH

CLOSURE

BENCH CAPACITY

! ALL INDICATED LOAD CAPACITY VALUES ARE NET AND REFER TO EVENLY DISTRIBUTED WEIGHTS

WORK UP

ADJUSTABLE HEIGHT OF 740 TO 1110 mm

ART.			kg
F BG S1R0 00 04		-	600

DIMENSIONS mm 1031x705x740/1110 H

ART.			kg
F BG S2R0 00 04		-	600

DIMENSIONS mm 1507x705x740/1110 H

ART.			kg
F BG S3R0 00 04		-	600

DIMENSIONS mm 2007x705x740/1110 H

WORK ROL-UP

ADJUSTABLE HEIGHT OF 900 TO 1110 mm

ART.			kg
F BG S1R0 01 04		-	200

DIMENSIONS mm 1031x705x900/1110 H

ART.			kg
F BG S2R0 01 04		-	200

DIMENSIONS mm 1507x705x900/1110 H

ART.			kg
F BG S3R0 01 04		-	200

DIMENSIONS mm 2007x705x900/1110 H

WORK

CABINET

ART.	Dim. mm
F BG 3010 01 04	500x607x210 H

Drawer load capacity 25 kg

ART.	Dim. mm
F BG 3030 01 04	500x607x570 H

Drawer load capacity 25 kg

ART.	Dim. mm
F BG 3050 01 04	500x607x570 H

Drawer load capacity 25 kg

ART.	Dim. mm
F BG 3040 01 04	500x607x570 H

SPARE LOCK ART. R CSR 0005 00

COVER FOR CABINET

ART.	Dim. mm
F BL 6690 00 04	496x601

BOTTOM CLOSURE SHELF FOR CABINET

ART.	Dim. mm
F BG 3020 01 04	494x572

ROLL HOLDER

ART.	Dim. mm	Ø mm
F CR 1006 00 01	245x88x150 H	130
F CR 1007 00 01	285x155x200 H	240

SPRAY CAN HOLDER

ART.	Dim. mm
F CR 1108 00 04	575x75x167 H

PERFORATED PANEL

ART.	Dim. mm
F CR 1109 00 04	575x18x655 H

MAGNETS

ART.	Packaging
F BL 9541 00 00	10 pcs.

kg WHEN APPLIED TO THE WORK UP AND WORK ROL-UP BENCHES, THE F BG TOP SHELF CAPACITY IS 600 KG.

STEEL WORKTOP

ART.		kg
F BG 3110 00 04	1031x705x32 H	600
F BG 3115 00 04	1507x705x32 H	600
F BG 3120 00 04	2000x705x32 H	600

MULTIPLEX WORKTOP

ART.		kg
F BI A014 02 00	1024x750x30 H	600
F BI A042 02 00	1500x750x30 H	600
F BI A070 02 00	2000x750x30 H	600

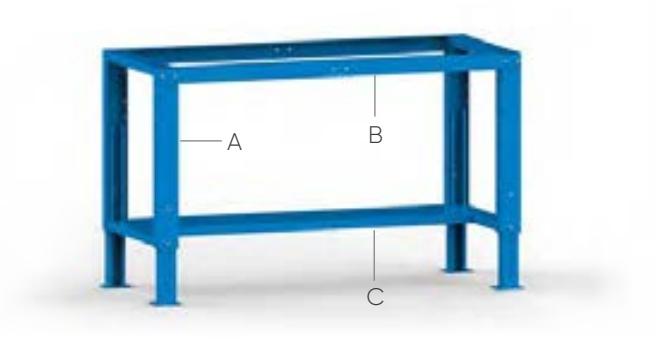

WHEELS KIT

ART.	kg
F BG KITR 0U 04	200

Synthetic mark-proof rubber wheels Ø 125 mm kit with reinforcement angle plate for top shelf

LEG, CROSS MEMBERS, LOWER HALF SHELVES (with the possibility to add an additional lower shelf)

ART.	Description	Dim. mm	Bench width mm	Ref.	kg
F BG 300R 00 04	leg	80x610x705/1080 H	-	A	-
F BG 3510 01 04	pair of upper bars	915x60x48 H	1031/1024	B	-
F BG 2308 00 04	lower half shelf	760x300x35 H	1031/1024	C	
F BG 3515 01 04	pair of upper bars	1415x60x48 H	1507/1500	B	-
F BG 2313 00 04	lower half shelf	1260x300x35 H	1507/1500	C	
F BG 3520 01 04	pair of upper bars	1915x60x48 H	2007/2000	B	-
F BG 2318 00 04	lower half shelf	1760x300x35 H	2007/2000	C	

ROBUST, VERSATILE, CUSTOMIZABLE

2 TYPES OF WORKTOPS, 2 COLOURS

DRAWERS WITH NORMAL EXTRACTION

CYLINDER CLOSURE

VARIOUS POSSIBILITIES OF COMBINATIONS

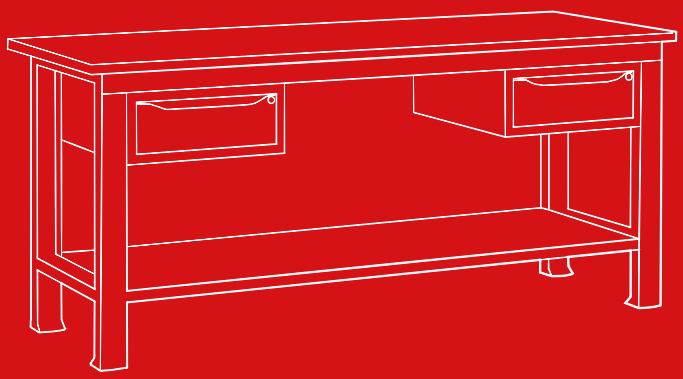

WORK STEEL

TECHNICAL SPECIFICATION

COLOUR BENCH

2 colours for the metal parts

RAL 5012

RAL 7035

STEEL TOP SHELF

depth 3 mm

MULTIPLEX
BEECH WOOD

thickness 30 mm

DRAWER CABINETS

The drawers and the door are supplied with cylinder locks with 2 keys. The drawer, with high resistance sliding nylon bearings, is fitted with a stop to prevent it from accidentally falling during opening. Available in 3 different configurations.

STRUCTURE

The structure, made of sturdy steel sheet, is composed of legs, upper bars and lower shelf with a load capacity of 250 kg, assembled together with screws in order to guarantee a load capacity of 1000 kg.

MULTI-PURPOSE-PANEL

CAN BE ADDED ON REQUEST
TO COMPLETE YOUR WORK BENCH

ACCESSORIES

The benches are designed for side and rear walls and middle shelves, height adjustable, slotted or not slotted, and suitable for addition at any time.
The slotted design allows for the insertion of **RK BOX** series plastic containers and guides, with the advantage of being able to create a small storage area for hardware parts, components and spare parts ready on the bench.

WORK STEEL 1031x705 mm

- **ART. F BG M1B0 00 04**
  H = 855 mm - 3 drawers

METAL COLOURS

BLUE RAL 5012 .04

GREY RAL 7035 .08

STEEL WORKTOP

KEY

ASSEMBLED BENCH

UNASSEMBLED BENCH

CLOSURE

BENCH CAPACITY

! ALL INDICATED LOAD CAPACITY VALUES ARE NET AND REFER TO EVENLY DISTRIBUTED WEIGHTS

ART.			kg
F BG M100 00 04		-	1000
F BG S100 00 04		-	1000

with sides, back panels

ART.			kg
F BG M100 01 04		-	1000
F BG S100 01 04		-	1000

with sides, back panels

ART.			kg
F BG M100 52 04		-	1000
F BG S100 52 04		-	1000

Complete with 4 RK BOX ART. FAX RB 5012 00 51 04, 6 RK BOX ART. FAX RB 6016 00 51 04 and 2 grey containers PICKING BOX **mes. 4** ART. FAX PB C004 B0 51 01

1 drawer

ART.			kg
F BG M1A0 00 04		key	1000
F BG S1A0 00 04		key	1000

3 drawers

ART.			kg
● F BG M1B0 00 04		key	1000
F BG S1B0 00 04		key	1000

1 drawer + 1 door

ART.			kg
F BG M1C0 00 04		key	1000
F BG S1C0 00 04		key	1000

WORK STEEL 1507x705 mm

- **ART. F BG M2B0 00 04**
  H = 855 mm - 3 drawers

METAL COLOURS

BLUE RAL 5012 .04

GREY RAL 7035 .08

STEEL WORKTOP

KEY

ASSEMBLED BENCH

UNASSEMBLED BENCH

CLOSURE

BENCH CAPACITY

! ALL INDICATED LOAD CAPACITY VALUES ARE NET AND REFER TO EVENLY DISTRIBUTED WEIGHTS

ART.			kg
F BG M200 00 04		-	1000
F BG S200 00 04		-	1000

1 drawer

ART.			kg
F BG M2A0 00 04		key	1000
F BG S2A0 00 04		key	1000

3 drawers

ART.			kg
F BG M2B0 00 04		key	1000
F BG S2B0 00 04		key	1000

3 drawers with sides, back panels

ART.			kg
F BG M2B0 01 04		key	1000
F BG S2B0 01 04		key	1000

3 drawers with sides, back panels

ART.			kg
F BG M2B0 52 04		key	1000
F BG S2B0 52 04		key	1000

Complete with 4 RK BOX ART. FAX RB 5012 00 51 04, 6 RK BOX ART. FAX RB 6016 00 51 04 and 2 grey containers PICKING BOX **mes. 4** ART. FAX PB C004 B0 51 01

4 drawers + 1 door

ART.			kg
F BG M2BC 00 04		key	1000
F BG S2BC 00 04		key	1000

WORK STEEL 2007x705 mm

- **ART. F BG M3B0 00 04**
  H = 855 mm - 3 drawers

METAL COLOURS

BLUE RAL 5012 .04

GREY RAL 7035 .08

STEEL WORKTOP

KEY

ASSEMBLED BENCH

UNASSEMBLED BENCH

CLOSURE

BENCH CAPACITY

! ALL LOAD CAPACITY VALUES ARE NET AND REFER TO EVENLY DISTRIBUTED WEIGHTS

ART.			
F BG M300 00 04		-	1000
F BG S300 00 04		-	1000

1 drawer

ART.			
F BG M3A0 00 04		key	1000
F BG S3A0 00 04		key	1000

2 drawers

ART.			
F BG M3AA 00 04		key	1000
F BG S3AA 00 04		key	1000

3 drawers

ART.			
F BG M3B0 00 04		key	1000
F BG S3B0 00 04		key	1000

3 drawers with sides, back panels

ART.			
F BG M3B0 01 04		key	1000
F BG S3B0 01 04		key	1000

with sides, back panels

ART.			
F BG M3B0 52 04		-	1000
F BG S3B0 52 04		-	1000

Complete with 4 RK BOX ART. FAX RB 5012 00 51 04,
12 RK BOX ART. FAX RB 6016 00 51 04,
4 grey containers PICKING BOX **mes. 4** ART. FAX PB C004 B0 51 01

WORK STEEL 2007x705 mm

4 drawers + 1 door

ART.			
F BG M3BC 00 04		-	1000
F BG S3BC 00 04		-	1000

2 drawers + 2 doors

ART.			
F BG M3CC 00 04		key	1000
F BG S3CC 00 04		key	1000

4 drawers + 1 door

with sides, back panels

ART.			
F BG M3BC 01 04		key	1000
F BG S3BC 01 04		key	1000

4 drawers + 1 door

with sides, back panels

ART.			
F BG M3BC 52 04		key	1000
F BG S3BC 52 04		key	1000

Complete with 8 RK BOX ART. FAX RB 5012 00 51 04,
12 RK BOX ART. FAX RB 6016 00 51 04

with sides, back panels

ART.			
F BG M300 01 04		key	1000
F BG S300 01 04		key	1000

with sides, back panels

ART.			
F BG M300 52 04		-	1000
F BG S300 52 04		-	1000

Complete with 4 RK BOX ART. FAX RB 5012 00 51 04,
18 RK BOX ART. FAX RB 6016 00 51 04,
5 grey containers PICKING BOX **mes. 4** ART. FAX PB C004 B0 51 01

ASSEMBLED UNASSEMBLED CLOSURE CAPACITY

WORK STEEL 2507x705 mm

- **ART. F BG M4B0 00 04**
  H = 855 mm - 3 drawers

METAL COLOURS

BLUE RAL 5012 .04

GREY RAL 7035 .08

STEEL WORKTOP

KEY

ASSEMBLED BENCH

UNASSEMBLED BENCH

CLOSURE

BENCH CAPACITY

! ALL INDICATED LOAD CAPACITY VALUES ARE NET AND REFER TO EVENLY DISTRIBUTED WEIGHTS

ART.			
F BG M400 00 04		-	1000
F BG S400 00 04		-	1000

1 drawer

ART.			
F BG M4A0 00 04		key	1000
F BG S4A0 00 04		key	1000

3 drawers

ART.			
F BG M4B0 00 04		key	1000
F BG S4B0 00 04		key	1000

2 drawers

ART.			
F BG M4AA 00 04		key	1000
F BG S4AA 00 04		key	1000

WORK STEEL 2507x705 mm

4 drawers + 1 door

ART.			
F BG M4BC 00 04		key	1000
F BG S4BC 00 04		key	1000

8 drawers + 2 doors

ART.			
F BG M4BC CB 04		key	1000
F BG S4BC CB 04		key	1000

4 drawers + 1 door

ART.			
F BG M4CB 01 04		key	1000
F BG S4CB 01 04		key	1000

4 drawers + 1 door

ART.			
F BG M4CB 52 04		key	1000
F BG S4CB 52 04		key	1000

Complete with 16 RK BOX ART. FAX RB 5012 00 51 04,
16 RK BOX ART. FAX RB 6016 00 51 04

ASSEMBLED UNASSEMBLED CLOSURE CAPACITY

H 855 mm

WORK STEEL 1024x750 mm

- **ART. F BG M5B0 00 04**
  H = 880 mm - 3 drawers

METAL COLOURS

BLUE RAL 5012 .04

GREY RAL 7035 .08

MULTIPLEX WORKTOP

KEY

ASSEMBLED BENCH

UNASSEMBLED BENCH

CLOSURE

BENCH CAPACITY

! ALL INDICATED LOAD CAPACITY VALUES ARE NET AND REFER TO EVENLY DISTRIBUTED WEIGHTS

ART.			kg
F BG M500 00 04		-	1000
F BG S500 00 04		-	1000

with sides, back panels

ART.			kg
F BG M500 01 04		-	1000
F BG S500 01 04		-	1000

with sides, back panels

ART.			kg
F BG M500 52 04		-	1000
F BG S500 52 04		-	1000

Complete with 4 RK BOX ART. FAX RB 5012 00 51 04,
6 RK BOX ART. FAX RB 6016 00 51 04 and 2 grey containers PICKING BOX **mes. 4**
ART. FAX PB C004 B0 51 01

1 drawer

ART.			kg
F BG M5A0 00 04		key	1000
F BG S5A0 00 04		key	1000

3 drawers

ART.			kg
F BG M5B0 00 04		key	1000
F BG S5B0 00 04		key	1000

1 drawer + 1 door

ART.			kg
F BG M5C0 00 04		key	1000
F BG S5C0 00 04		key	1000

WORK STEEL 1500x750 mm

- **ART. F BG M6B0 00 04**
  H = 880 mm - 3 drawers

METAL COLOURS

BLUE RAL 5012 .04

GREY RAL 7035 .08

MULTIPLEX WORKTOP

KEY

ASSEMBLED BENCH

UNASSEMBLED BENCH

CLOSURE

BENCH CAPACITY

! ALL INDICATED LOAD CAPACITY VALUES ARE NET AND REFER TO EVENLY DISTRIBUTED WEIGHTS

ART.			
F BG M600 00 04		-	1000
F BG S600 00 04		-	1000

1 drawer

ART.			
F BG M6A0 00 04		key	1000
F BG S6A0 00 04		key	1000

3 drawers

ART.			
● F BG M6B0 00 04		key	1000
F BG S6B0 00 04		key	1000

3 drawers with sides, back panels

ART.			
F BG M6B0 01 04		key	1000
F BG S6B0 01 04		key	1000

3 drawers with sides, back panels

ART.			
F BG M6B0 52 04		key	1000
F BG S6B0 52 04		key	1000

Complete with 4 RK BOX ART. FAX RB 5012 00 51 04,
6 RK BOX ART. FAX RB 6016 00 51 04 and 2 grey containers PICKING BOX **mes. 4**
ART. FAX PB C004 B0 51 01

4 drawers + 1 door

ART.			
F BG M6BC 00 04		key	1000
F BG S6BC 00 04		key	1000

WORK STEEL 2000x750 mm

- **ART. F BG M7B0 00 04**
  H = 880 mm - 3 drawers

METAL COLOURS

BLUE RAL 5012 .04

GREY RAL 7035 .08

MULTIPLEX WORKTOP

KEY

ASSEMBLED BENCH

UNASSEMBLED BENCH

CLOSURE

BENCH CAPACITY

! ALL INDICATED LOAD CAPACITY VALUES ARE NET AND REFER TO EVENLY DISTRIBUTED WEIGHTS

ART.			
F BG M700 00 04		-	1000
F BG S700 00 04		-	1000

1 drawer

ART.			
F BG M7A0 00 04		key	1000
F BG S7A0 00 04		key	1000

2 drawers

ART.			
F BG M7AA 00 04		key	1000
F BG S7AA 00 04		key	1000

3 drawers

ART.			
● F BG M7B0 00 04		key	1000
F BG S7B0 00 04		key	1000

3 drawers with sides, back panels

ART.			
F BG M7B0 01 04		key	1000
F BG S7B0 01 04		key	1000

3 drawers with sides, back panels

ART.			
F BG M7B0 52 04		key	1000
F BG S7B0 52 04		key	1000

Complete with 4 RK BOX ART. FAX RB 5012 00 51 04, 12 RK BOX ART. FAX RB 6016 00 51 04 and 4 grey containers PICKING BOX **mes.4** ART. FAX PB C004 B0 51 01

WORK STEEL 2000x750 mm

2 drawers + 1 door

ART.			
F BG M7AC 00 04		key	1000
F BG S7AC 00 04		key	1000

4 drawers + 1 door

ART.			
F BG M7BC 00 04		key	1000
F BG S7BC 00 04		key	1000

2 drawers + 2 doors

ART.			
F BG M7CC 00 04		key	1000
F BG S7CC 00 04		key	1000

4 drawers + 1 door with sides, back panels

ART.			
F BG M7BC 01 04		key	1000
F BG S7BC 01 04		key	1000

4 drawers + 1 door with sides, back panels

ART.			
F BG M7BC 52 04		key	1000
F BG S7BC 52 04		key	1000

Complete with 8 RK BOX ART. FAX RB 5012 00 51 04,
12 RK BOX ART. FAX RB 6016 00 51 04

with sides, back panels

ART.			
F BG M700 52 04		-	1000
F BG S700 52 04		-	1000

Complete with 4 RK BOX ART. FAX RB 5012 00 51 04, 18 RK BOX ART.
FAX RB 6016 00 51 04 and 5 grey containers PICKING BOX **mes. 4**
ART. FAX PB C004 B0 51 01

ASSEMBLED UNASSEMBLED CLOSURE CAPACITY

H 880 mm

WORK STEEL 2500x750 mm

- **ART. F BG M8B0 00 04**
  H = 880 mm - 3 drawers

METAL COLOURS

BLUE RAL 5012 .04

GREY RAL 7035 .08

MULTIPLEX WORKTOP

KEY

ASSEMBLED BENCH

UNASSEMBLED BENCH

CLOSURE

BENCH CAPACITY

! ALL INDICATED LOAD CAPACITY VALUES ARE NET AND REFER TO EVENLY DISTRIBUTED WEIGHTS

ART.			
F BG M800 00 04	-	1000	
F BG S800 00 04	-	1000	

1 drawer

ART.			
F BG M8A0 00 04	key	1000	
F BG S8A0 00 04	key	1000	

3 drawers

ART.			
F BG M8B0 00 04	key	1000	
F BG S8B0 00 04	key	1000	

2 drawers

ART.			
F BG M8AA 00 04	key	1000	
F BG S8AA 00 04	key	1000	

WORK STEEL 2500x750 mm

4 drawers + 1 door

ART.			
F BG M8BC 00 04		key	1000
F BG S8BC 00 04		key	1000

8 drawers + 2 doors

ART.			
F BG M8BC CB 04		key	1000
F BG S8BC CB 04		key	1000

4 drawers + 1 door

ART.			
F BG M8CB 01 04		key	1000
F BG S8CB 01 04		key	1000

4 drawers + 1 door

ART.			
F BG M8CB 52 04		key	1000
F BG S8CB 52 04		key	1000

Complete with 16 RK BOX ART. FAX RB 5012 00 51 04,
16 RK BOX ART. FAX RB 6016 00 51 04

ASSEMBLED UNASSEMBLED CLOSURE CAPACITY

VIETATO
FUMARE
ESTINTORE

CONFIGURE YOUR BENCH

STEEL WORKTOP

ART.	Dim. mm	kg
F BG 3110 00 04	1031x705x32 H	1000
F BG 3115 00 04	1507x705x32 H	1000
F BG 3120 00 04	2000x705x32 H	1000
F BG 3125 00 04	2507x705x32 H	1000

MULTIPLEX WORKTOP

ART.	Dim. mm	kg
F BI A014 02 00	1024x750x30 H	1000
F BI A042 02 00	1500x750x30 H	1000
F BI A070 02 00	2000x750x30 H	1000
F BI A084 02 00	2500x750x30 H	1000

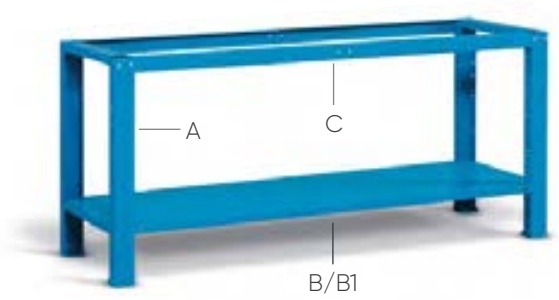

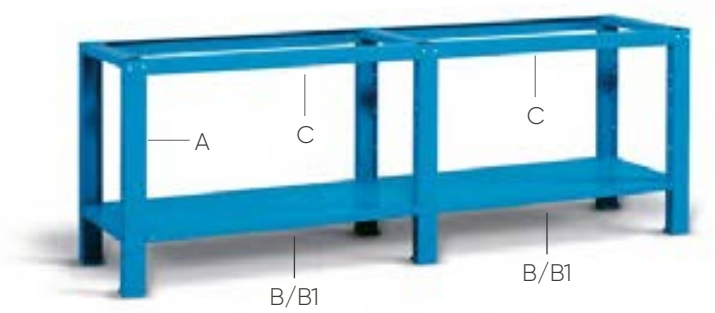

LEG, CROSS MEMBERS, LOWER SHELVES

ART.	Description	Dim. mm	Bench width mm	Ref.	kg
F BG 3000 00 04	Leg	80x610x852 H	-	A	-
F BG 3308 00 04	Not slotted steel shelf	760x600x35 H	1031/1024	B	250
F BG 3408 00 04	Slotted steel shelf	760x600x35 H	1031/1024	B1	100
F BG 3510 01 04	Pair of upper bars	915x60x48 H	1031/1024	C	-
F BG 3313 00 04	Not slotted steel shelf	1260x600x35 H	1507/1500	B	250
F BG 3413 00 04	Slotted steel shelf	1260x600x35 H	1507/1500	B1	100
F BG 3515 01 04	Pair of upper bars	1415x60x48 H	1507/1500	C	-
F BG 3318 00 04	Not slotted steel shelf	1760x600x35 H	2007/2000	B	200
F BG 3418 00 04	Slotted steel shelf	1760x600x35 H	2007/2000	B1	80
F BG 3520 01 04	Pair of upper bars	1915x60x48 H	2007/2000	C	-
F BG 3311 00 04	Not slotted steel shelf	1090x600x35 H	2507/2500	B	250
F BG 3411 00 04	Slotted steel shelf	1090x600x35 H	2507/2500	B1	100
F BG 3525 01 04	Pair of upper bars	2415x60x48 H	2507/2500	C	-

ART. F BG 3999 00 00
THE PREASSEMBLING WILL BE CHARGED TO ALL SINGLE COMPONENTS

kg CAPACITY

TOP COVER FOR STEEL SHELVES

ART.	Dim. mm
F BG 3210 00 07	1024x700x27 H
F BG 3215 00 07	1500x700x27 H
F BG 3220 00 07	2000x700x27 H
F BG 3225 00 07	2500x700x27 H

Cover thickness 8/10 mm made of steel covered with oil-proof rubber 12/10 - 15/10 mm for steel shelves with "L"-shaping, H 27 mm, at the front

TOP COVER FOR MULTIPLEX SHELVES

ART.	Dim. mm
F BL 2230 00 07	1024x750x20 H
F BL 2260 00 07	1500x750x20 H
F BL 2290 00 07	2000x750x20 H
F BL 2305 00 07	2500x750x20 H

Cover thickness 8/10 mm made of steel covered with oil-proof rubber 12/10 - 15/10 mm for multiplex shelves, H 20 mm, at the front and rear "L" shaping

TOP COVER GALVANISED FOR MULTIPLEX SHELVES

ART.	Dim. mm
F BL 7900 00 99	1024x750x20 H
F BL 7930 00 99	1500x750x20 H
F BL 7960 00 99	2000x750x20 H
F BL 7975 00 99	2500x750x20 H

Cover thickness 12/10 mm in microperforated steel for multiplex shelves with H 20 mm "L"-shaping at the front and rear, resistant to abrasion and exposure to oil and grease

WORK STEEL

door 324 mm

ART.	Dim. mm
F BG 3030 01 04	500x607x570 H

Drawer load capacity 25 kg

ART.	Dim. mm
F BG 3050 01 04	500x607x570 H

Drawer load capacity 25 kg

ART.	Dim. mm
F BG 3010 01 04	500x607x210 H

Drawer load capacity 25 kg

ART. F BG 3999 00 00
THE PREASSEMBLING WILL BE CHARGED TO ALL SINGLE COMPONENTS



BACK AND SIDE PANELS

ART.	Description	Dim. mm	Bench width mm	Ref.
F BG 3690 00 04	side panel	590x660 H	-	E
F BG 3608 00 04	back panel	840x48x653 H	1031/1024	D
F BG 3613 00 04	back panel	1340x48x653 H	1507/1500	D
F BG 3618 00 04	back panel	1840x48x653 H	2007/2000	D
F BG 3611 00 04	single back panel per unit	1170x48x653 H	2507/2500	D





NOT SLOTTED AND SLOTTED STEEL SHELVES

ART.	Description	Dim. mm	capacity kg	Ref.
F BG 3308 00 04	not slotted steel shelf	760x600x35 H	60	F
F BG 3408 00 04	slotted steel shelf	760x600x35 H	60	F1
F BG 3313 00 04	not slotted steel shelf	1260x600x35 H	60	G
F BG 3413 00 04	slotted steel shelf	1260x600x35 H	60	G1
F BG 3406 00 04	slotted steel shelf	590x600x35 H	60	H

CONFIGURATION FREEDOM

SEVERAL COMPARTMENTS

WITH DRAWERS,

DOORS AND SHELVES

WORK SYSTEM

TECHNICAL SPECIFICATION

COLOUR BENCH

2 colours for the metal parts

RAL 5012	RAL 7035

MULTIPLEX BEECH WOOD	3 BEECH WOOD CROSS LAYERS	MULTIPLEX WITH LAMINATE AND SOLID WOOD EDGES	MULTIPLEX WITH LAMINATE AND SOLID WOOD EDGES	LAMINATE COVERED MULTIPLEX	LAMINATE COVERED MULTIPLEX



BEARING DETAIL

DRAWER CABINETS

Drawers are supplied with 100% plain extensibility on high-strength ball bearings. The perforated bottom and the slotted walls with 17 mm pitch allow for easy insertion and fastening (through screws) of the metal partitions.
The available front heights are as follows:
50 / 75 / 100 / 125 / 150 / 200/ 250 / 300 mm

100% = 70 kg

FRONT HEIGHT 50 mm
100% = 50 kg

SIDE PANELS

Each side panel of a bench is fitted with two 25 mm pitch drilled uprights to allow for drawer guides to be inserted and for adjustable shelf fixing.

MULTI-PURPOSE-PANEL

CAN BE ADDED ON REQUEST
TO COMPLETE YOUR WORK BENCH

THE MODULAR BENCHES IN THE SYSTEM SERIES HAVE A MODULAR COMPARTMENT STRUCTURE THAT MAKES THEM FLEXIBLE IN THEIR COMPOSITION.
In addition to the solutions available in the catalogue, you can configure them with shelves, drawers and doors according to your production needs and department requirements, which makes of them the most versatile benches in our range.

CYLINDER SIDE CLOSURE

The side lock allows for the closure of all the drawers inserted in the same compartment. The system can be supplied in two heights:
- H 600 mm if all the compartment is filled with drawers
- H 150 mm if a 450 mm H door and the drawers are inserted in the compartment.

SUPPLIED AS STANDARD WITH 2 KEYS

ADJUSTABLE SHELVES

The adjustable shelf also acts as a bottom closure shelf and is available in two models: for the left-side compartments or for the right-side/middle compartments of each module.

PROVIDED
ALWAYS ASSEMBLED

WORK SYSTEM 1500x750 mm

- **ART. F BR 2242 03 04**
  H = 865 mm - 3 drawers

METAL COLOURS

BLUE RAL 5012 .04

GREY RAL 7035 .08

MULTIPLEX WORKTOP

KEY

CLOSURE

BENCH CAPACITY

! ALL INDICATED LOAD CAPACITY VALUES ARE NET AND REFER TO EVENLY DISTRIBUTED WEIGHTS

WORKTOP THICKNESS 40 mm

ART.			
F BR 2242 01 04		key	1000

ART.			
F BR 2242 03 04		key	1000

ART.			
F BR 2242 04 04		key	1000

ART.			
F BR 2242 05 04		key	1000

ART.			
F BR 2242 08 04		key	1000

WORK SYSTEM 2000x750 mm

- **ART. F BR 2243 05 04**
  H = 865 mm - 6 drawers

METAL COLOURS

BLUE RAL 5012 .04

GREY RAL 7035 .08

MULTIPLEX WORKTOP

KEY

CLOSURE

BENCH CAPACITY

! ALL INDICATED LOAD CAPACITY VALUES ARE NET AND REFER TO EVENLY DISTRIBUTED WEIGHTS

WORKTOP THICKNESS 40 mm

ART.			
F BR 2243 01 04	key	1000	

ART.			
F BR 2243 02 04	key	1000	

ART.			
F BR 2243 03 04	key	1000	

ART.			
F BR 2243 05 04	key	1000	

ART.			
F BR 2243 09 04	key	1000	

WORK SYSTEM 2500x750 mm

- **ART. F BR 2244 01 04**
  H = 865 mm - 10 drawers

METAL COLOURS

BLUE RAL 5012 .04

GREY RAL 7035 .08

MULTIPLEX WORKTOP

KEY

CLOSURE

BENCH CAPACITY

! ALL INDICATED LOAD CAPACITY VALUES ARE NET AND REFER TO EVENLY DISTRIBUTED WEIGHTS

WORKTOP THICKNESS 40 mm

ART.			
F BR 2244 01 04	key	2000	

ART.			
F BR 2244 02 04	key	2000	

ART.			
F BR 2244 03 04	key	2000	

ART.			
F BR 2244 04 04	key	2000	

WORK SYSTEM 3000x750 mm

- **ART. F BR 2245 01 04**
  H = 865 mm - 3 drawers

METAL COLOURS

BLUE RAL 5012 .04

GREY RAL 7035 .08

MULTIPLEX WORKTOP

KEY

CLOSURE

BENCH CAPACITY

! ALL INDICATED LOAD CAPACITY VALUES ARE NET AND REFER TO EVENLY DISTRIBUTED WEIGHTS

WORKTOP THICKNESS 40 mm

ART.			
F BR 2245 01 04	key	2000	

ART.			
F BR 2245 02 04	key	2000	

ART. F BR 2343 S1 08
Dim. mm 2000x800x865/1500 H
EQUIPMENT NOT INCLUDED
COLOUR GREY RAL 7035

WORK SYSTEM

CONFIGURE YOUR BENCH

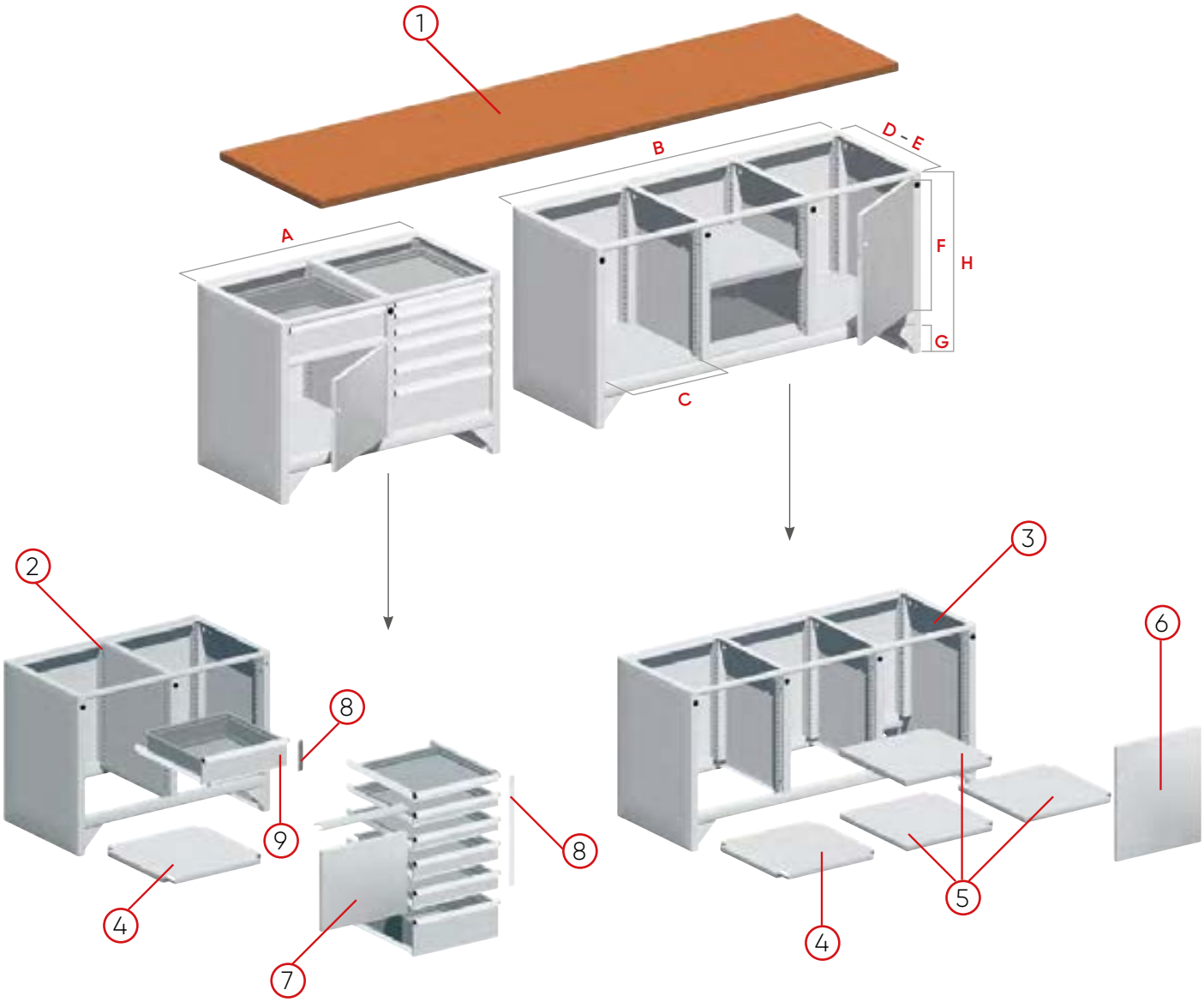

A.	Length of unit with 2 compartments	1135 mm	**E.**	Overall depth of unit	630 mm
B.	Length of unit with 3 compartments	1683 mm	**F.**	Usable height of unit	600 mm
C.	Usable width of compartment	507 mm	**G.**	Height of plinth	135 mm
D.	Usable depth of compartment	595 mm	**H.**	Overall height of unit	825 mm

WORKTOP	THICKNESS mm	kg	kg	kg	kg
MULTIPLEX	40	**1000**	**1000**	**2000**	**2000**

1

MULTIPLEX WORKTOP DEPTH 750 mm THICKNESS 40 mm

ART.	WORKTOP mm	PRE-ASSEMBLING		SUITABLE FOR
F BI A242 00 00	1500	1 pcs.	F BR 0960 00 00	1 module with 2 compartments
F BI A270 00 00	2000	1 pcs.	F BR 0961 00 00	1 module with 3 compartments
F BI A284 00 00	2500	2 pcs.	F BR 0960 00 00	2 module with 2 compartments
F BI A298 00 00	3000	1 pcs. 1 pcs.	F BR 0960 00 00 + F BR 0961 00 00	1 module with 2 compartments + 1 module with 3 compartments

2

MODULE WITH 2 COMPARTMENTS DIM. mm 1135x630x825 H

ART.
F BR 2242 00 08

3

MODULE WITH 3 COMPARTMENTS DIM. mm 1683x630x825 H

ART.
F BR 2243 00 08

4

LEFT-HAND STEEL SHELVES DIM. mm 579x566x35 H

ART.	kg
F BR 0220 01 08	50

This shelf is used as a bottom or an adjustable shelf for the left-hand compartments of each unit

5

CENTRAL OR RIGHT-HAND STEEL SHELVES DIM. mm 543x566x35 H

ART.	kg
F BR 0230 01 08	50

This shelf is used as a bottom or an adjustable shelf for the central or the right-hand compartments of each unit

6

DOOR DIM. mm 504x600 H

ART.	DOOR
F BR 0720 00 08	RIGHT
F BR 0721 00 08	LEFT

This door is available with right and left-hand openings. It is 600 mm high and completely covers a compartment. Supplied standard with cylinder lock and two keys.

7

DOOR DIM. mm 504x450 H

ART.	DOOR
F BR 0710 00 08	RIGHT
F BR 0711 00 08	LEFT

This door is available with right and left-hand openings.
It partially covers a compartment up to a height of 450 mm. A shelf or drawers must be fitted over the door.
Supplied standard with cylinder lock and two keys.

8

150 – 600 mm HIGH LOCKING BARS FOR DRAWERS

ART.	WIDTH mm
F BR 0410 00 00	150
F BR 0430 00 00	600

Supplied standard with cylinder lock and two keys.

9

TOTAL EXTENSION DRAWER

ART.	FRONT HEIGHT mm	USABLE DIMENSIONS mm		kg
F DB 8050 00 08	50	447x447x36 H	100%	50
F DB 8075 00 08	75	447x447x61 H	100%	70
F DB 8100 00 08	100	447x447x86 H	100%	70
F DB 8125 00 08	125	447x447x111 H	100%	70
F DB 8150 00 08	150	447x447x136 H	100%	70
F DB 8200 00 08	200	447x447x186 H	100%	70
F DB 8250 00 08	250	447x447x236 H	100%	70
F DB 8300 00 08	300	447x447x286 H	100%	70

TOP

THICKNESS mm	dim. mm	MULTIPLEX BEECH WOOD ART.	3 BEECH WOOD CROSS LAYERS ART.	MULTIPLEX WITH LAMINATE AND SOLID WOOD EDGES GREY ART.
40	1500x750	**F BI A242 00 00**	-	**F BH A242 00 08**
	1500x800	**F BI A342 00 00**	-	**F BH A342 00 08**
	2000x750	**F BI A270 00 00**	-	**F BH A270 00 08**
	2000x800	**F BI A370 00 00**	-	**F BH A370 00 08**
	2500x750	**F BI A284 00 00**	-	**F BH A284 00 08**
	2500x800	**F BI A384 00 00**	-	**F BH A384 00 08**
	3000x750	**F BI A298 00 00**	-	**F BH A298 00 08**
	3000x800	**F BI A398 00 00**	-	-

COVER THICKNESS 12/10 mm IN MICROPERFORATED STEEL FOR MULTIPLEX SHELVES WITH H 20 mm "L"-SHAPING AT THE FRONT AND REAR, RESISTANT TO ABRASION AND EXPOSURE TO OIL AND GREASE

dim. mm	ART. THICKNESS 20 mm
1500x750	**F BL 7930 00 99**
1500x800	**F BL 7935 00 99**
2000x750	**F BL 7960 00 99**
2000x800	**F BL 7965 00 99**
2500x750	**F BL 7975 00 99**
2500x800	**F BL 7980 00 99**
3000x750	**F BL 7990 00 99**
3000x800	**F BL 7995 00 99**

MULTIPLEX WITH LAMINATE AND SOLID WOOD EDGES	LAMINATE COVERED MULTIPLEX	LAMINATE COVERED MULTIPLEX
BLUE	GREY	BLUE
ART.	ART.	ART.
F BH A242 00 04	F BH B242 00 08	F BH B242 00 04
F BH A342 00 04	F BH B342 00 08	F BH B342 00 04
F BH A270 00 04	F BH B270 00 08	F BH B270 00 04
F BH A370 00 04	F BH B370 00 08	F BH B370 00 04
F BH A284 00 04	F BH B284 00 08	F BH B284 00 04
F BH A384 00 04	F BH B384 00 08	F BH B384 00 04
F BH A298 00 04	F BH B298 00 08	F BH B298 00 04
-	-	-

ESD WORKTOP
ON REQUEST

COVER THICKNESS 8/10 mm MADE OF STEEL COVERED WITH OIL-PROOF RUBBER 12/10 - 15/10 mm FOR MULTIPLEX SHELVES, H 20 mm,
AT THE FRONT AND REAR "L" SHAPING

dim. mm	ART. THICKNESS 20 mm
1500x750	F BL 2260 00 07
1500x800	F BL 2265 00 07
2000x750	F BL 2290 00 07
2000x800	F BL 2295 00 07
2500x750	F BL 2305 00 07
2500x800	F BL 2310 00 07
3000x750	F BL 2320 00 07
3000x800	F BL 2325 00 07

27x27 EH PARTITIONING MATERIAL

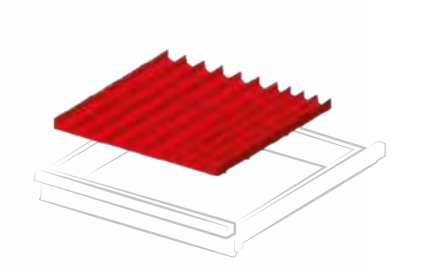

ART.	For front heights mm
F FH 8405 02 00	50 - 300

Set including: 3 troughs 4 grooves, 6 troughs 3 grooves, 16 plain partitions 36 mm, 7 plain partitions 47 mm

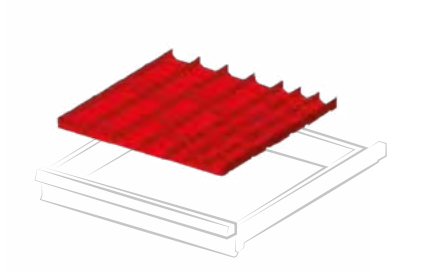

ART.	For front heights mm
F FH 8405 03 00	50 - 300

Set including: 3 troughs 3 grooves, 6 troughs 2 grooves, 15 plain partitions 47 mm, 8 plain partitions 73 mm

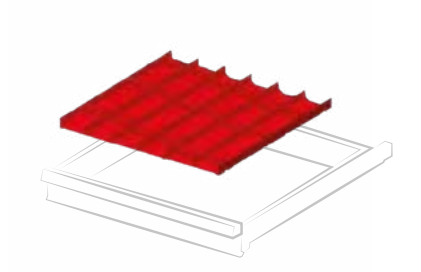

ART.	For front heights mm
F FH 8405 04 00	50 - 300

Set including: 9 troughs 2 grooves, 18 plain partitions 73 mm

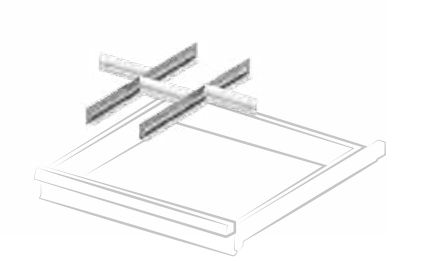

ART.	For front heights mm
F FH 8405 08 00	50
F FH 8407 08 00	75
F FH 8410 08 00	100 - 125
F FH 8415 08 00	150
F FH 8420 08 00	200 - 250
F FH 8430 08 00	300

Set including: 2 slotted partitions 455 mm, 3 plain partitions 149 mm

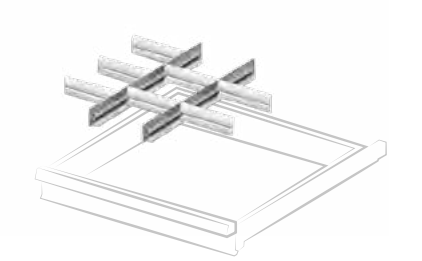

ART.	For front heights mm
F FH 8405 09 00	50
F FH 8407 09 00	75
F FH 8410 09 00	100 - 125
F FH 8415 09 00	150
F FH 8420 09 00	200 - 250

Set including: 2 slotted partitions 455 mm, 7 plain partitions 149 mm

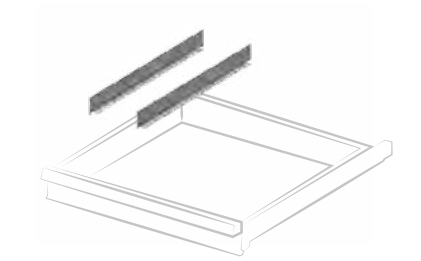

ART.	For front heights mm
F FH 8405 13 00	50
F FH 8407 13 00	75
F FH 8410 13 00	100 - 125
F FH 8415 13 00	150
F FH 8420 13 00	200 - 250

Set including: 2 slotted partitions 455 mm

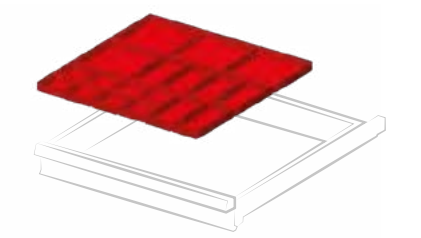

ART.	For front heights mm
F FH 8405 17 00	50
F FH 8407 17 00	75

Set including: 8 plastic boxes 75x75 mm, 6 plastic boxes 150x75 mm, 4 plastic boxes 150x150 mm

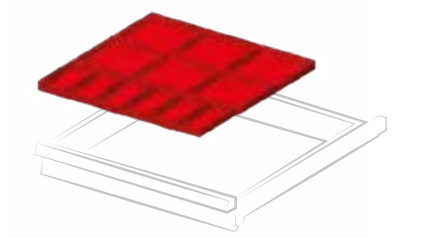

ART.	For front heights mm
F FH 8405 18 00	50
F FH 8407 18 00	75
F FH 8410 18 00	100 - 125

Set including: 6 plastic boxes 150x75 mm, 6 plastic boxes 150x150 mm

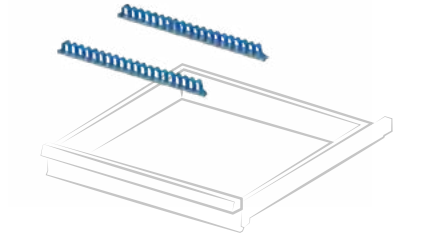

ART.	For front heights mm
F FH 8605 19 00	50 - 300

Set including: 2 multi-purpose supports 440 mm

CONFIGURE A FAMI DRAWER WITH BETA TOOLS

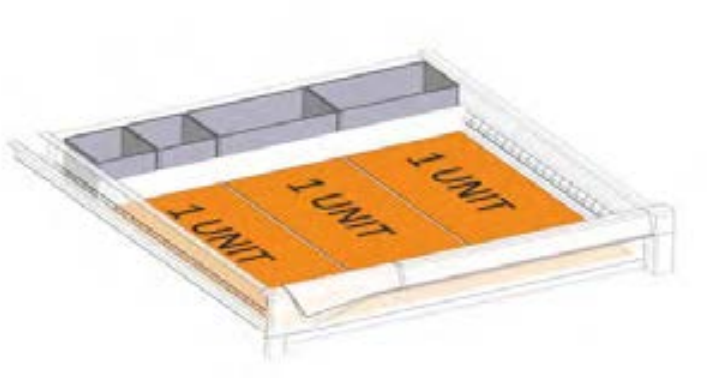

ART. F FH 0807 50 07
Drawer pre-setting kit for Beta thermoformed trays consisting of:
no. 2 F HC 6071 00 07
no. 2 F HC 6471 00 07
no. 1 F HA 1121 00 99

1 unit = 1 Beta thermoformed tray (367x147 mm)
2 unit = 1 Beta thermoformed tray (367x294 mm)

EXEMPLES OF THERMOFORMED TRAY





10 METAL COLOURS

8 PLASTIC COLOURS

3 DIFFERENT LENGTHS

WIDE RANGE OF WHEELS SUITABLE FOR EQUIPPING WITH TOOL HOLDER WALLS

100% EXTENSIBLE DRAWERS

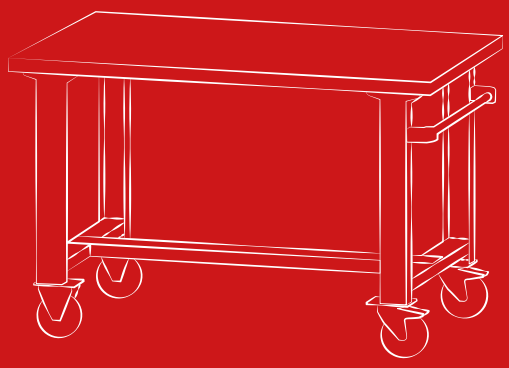

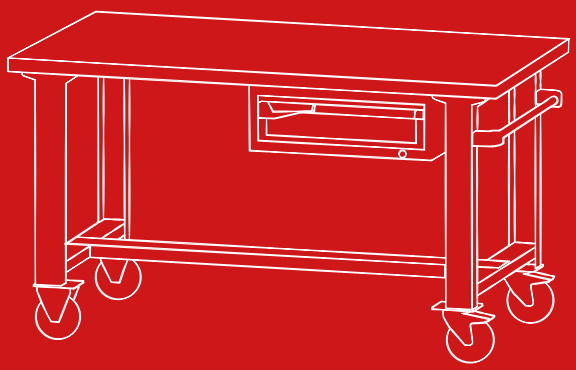

WORK ROL - MASTER

TECHNICAL FEATURES

COLOURS

DRAWER CABINETS

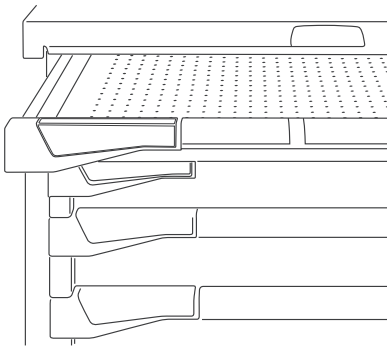

10 colours for the metal parts

RAL 7000	RAL 6011	RAL 3003	RAL 9010	RAL 5019
RAL 7016	RAL 5012	RAL 7035	RAL 5010	RAL 9002

8 colours for plastic accessories

DARK GREY	MEDITERRANEAN BLUE	SKY BLUE	GLAMOUR RED
RED CARPET	JUICE ORANGE	SUNNY YELLOW	FOREST GREEN

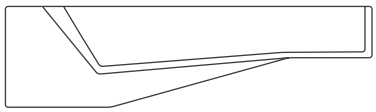

FRONT HANDLE

MULTIPLEX BEECH WOOD	3 BEECH WOOD CROSS LAYERS	MULTIPLEX WITH LAMINATE AND SOLID WOOD EDGES	MULTIPLEX WITH LAMINATE AND SOLID WOOD EDGES	LAMINATE COVERED MULTIPLEX	LAMINATE COVERED MULTIPLEX

DRAWER CABINETS

New, flexible extension guide with mechanical adjustment of the drawer rear stop in 3 different positions.

92% = 100 kg
96% = 75 kg
100% = 50 kg

VERTEBRATE BAR

The bar is an aluminium profile section that is always fixed and never rotates. The closing movement is obtained via blocks that move vertically - driven by one of the basic forces of physics: gravity. The simpler the movement, the less likely the possible breaks. Bar locking is obtained via a locking bolt system provided on the bar head.

FLEXIBLE EXTENSION DRAWERS

CYLINDER CLOSURE

TRANSMISSION SYSTEM FROM THE CLOSURE CYLINDER TO THE HEAD OF THE VERTEBRATE BAR WITH STEEL WIRE WITH ELASTIC SHEATH AND LINEAR MOVEMENT.
The cylinder closure lock is divided into 23 different series: each series has keys numbered from 1 to 160, for a total of 3,680 different combinations.

SUPPLIED AS STANDARD WITH 2 KEYS

PUSH TO OPEN- INDIVIDUAL DRAWER OPENING

Compared to traditional systems that require additional components on the front, the opening of individual drawers is a feature integrated in the cylinder. To open the drawers just press the lock cylinder. The fewer components in a given mechanism, the less likely the risk of breakdowns.

FIXED AND ADJUSTABLE LEGS WITH WHEELS

The legs are made of sheet steel with holes at the top for fixing to the worktop and on the base plates for wheel mounting. They are available with a diameter of 125 mm and in a range of models suitable for any type of flooring. Height adjustable versions are also available, variable in height from 850 to 1250 mm through two 25 mm pitch extensions (adjustable by screw tightening). In the leg with swivel wheels a practical handle is provided for bench handling.

STANDARD RUBBER WHEELS

NON-MARKING RUBBER WHEELS

ELASTIC RUBBER WHEELS

POLYURETHANE WHEELS

NYLON WHEELS



MULTI-PURPOSE-PANEL

CAN BE ADDED ON REQUEST
TO COMPLETE YOUR WORK BENCH

WORK ROL - MASTER 1300x750/800 mm

- **ART. M CA C228 C010 03 04**
  H = 840 mm - 1 drawer

METAL COLOURS

GREY RAL 7000	GREEN RAL 6011	BLUE RAL 5012	GREY RAL 7035	GREY WHITE RAL 9002	RUBY RED RAL 3003	GENTIAN BLUER RAL 5010	PURE WHITE RAL 9010	ANTHRACITE GRAY RAL 7016	BLUE CAPRI RAL 5019
.01	.02	.04	.08	.1F	.1G	.34	.35	.39	.48

PLASTIC parts colour range — DARK GREY .M0

KEY

DEPTH

CLOSURE

BENCH CAPACITY

! ALL INDICATED LOAD CAPACITY VALUES ARE NET AND REFER TO EVENLY DISTRIBUTED WEIGHTS

MULTIPLEX WORKTOP THICKNESS 40 mm

ART.			
M CA C228 0000 02 04	750 mm	-	240
M CA C328 0000 02 04	800 mm	-	240

H 890/1290 mm

ART.			
M CA C228 0000 05 04	750 mm	-	240
M CA C328 0000 05 04	800 mm	-	240

Cabinet dim. mm 561x726x200 H (27x36 EH)

ART.			
M CA C228 C010 03 04	750 mm	key	220
M CA C328 C010 03 04	800 mm	key	220

Cabinet dim. mm 561x726x200 H (27x36 EH)

H 890/1290 mm

ART.			
M CA C228 C010 06 04	750 mm	key	220
M CA C328 C010 06 04	800 mm	key	220

Cabinet dim. mm 561x726x400 H (27x36 EH)

ART.			
M CA C228 S010 04 04	750 mm	key	200
M CA C328 S010 04 04	800 mm	key	200
M CA C228 P210 04 04	750 mm	code	200
M CA C328 P210 04 04	800 mm	code	200

Cabinet dim. mm 561x726x400 H (27x36 EH)

H 890/1290 mm

ART.			
M CA C228 S010 07 04	750 mm	key	200
M CA C328 S010 07 04	800 mm	key	200
M CA C228 P210 07 04	750 mm	code	200
M CA C328 P210 07 04	800 mm	code	200

2 standard rubber swivel wheels with brake Ø 125 mm
2 standard rubber fixed wheels Ø 125 mm

WORK ROL - MASTER 1500x750/800 mm

ART. M CA C242 C010 09 04

H = 840 mm - 1 drawer (H = 200 mm)
Cabinet dim. mm 561x726x300 H (27x36 EH)

METAL COLOURS

GREY RAL 7000	GREEN RAL 6011	BLUE RAL 5012	GREY RAL 7035	GREY WHITE RAL 9002	RUBY RED RAL 3003	GENTIAN BLUER RAL 5010	PURE WHITE RAL 9010	ANTHRACITE GRAY RAL 7016	BLUE CAPRI RAL 5019
.01	.02	.04	.08	.1F	.1G	.34	.35	.39	.48

PLASTIC parts colour range — DARK GREY .M0

KEY

DEPTH
CLOSURE
BENCH CAPACITY

! ALL INDICATED LOAD CAPACITY VALUES ARE NET AND REFER TO EVENLY DISTRIBUTED WEIGHTS

MULTIPLEX WORKTOP THICKNESS 40 mm

ART.			
M CA C242 0000 02 04	750 mm	-	240
M CA C342 0000 02 04	800 mm	-	240

H 890/1290 mm

ART.			
M CA C242 0000 05 04	750 mm	-	240
M CA C342 0000 05 04	800 mm	-	240

Cabinet dim. mm 561x726x200 H (27x36 EH)

ART.			
M CA C242 C010 03 04	750 mm	key	220
M CA C342 C010 03 04	800 mm	key	220

Cabinet dim. mm 561x726x200 H (27x36 EH)

H 890/1290 mm

ART.			
M CA C242 C010 06 04	750 mm	key	220
M CA C342 C010 06 04	800 mm	key	220

Cabinet dim. mm 561x726x400 H (27x36 EH)

ART.			
M CA C242 S010 04 04	750 mm	key	200
M CA C342 S010 04 04	800 mm	key	200
M CA C242 P210 04 04	750 mm	code	200
M CA C342 P210 04 04	800 mm	code	200

Cabinet dim. mm 561x726x400 H (27x36 EH)

H 890/1290 mm

ART.			
M CA C242 S010 07 04	750 mm	key	200
M CA C342 S010 07 04	800 mm	key	200
M CA C242 P210 07 04	750 mm	code	200
M CA C342 P210 07 04	800 mm	code	200

2 standard rubber swivel wheels with brake Ø 125 mm
2 standard rubber fixed wheels Ø 125 mm

WORK ROL - MASTER 2000x750/800 mm

- **ART. M CA C270 S010 04 04**
  H = 840 mm - 3 drawers

METAL COLOURS

GREY RAL 7000	GREEN RAL 6011	BLUE RAL 5012	GREY RAL 7035	GREY WHITE RAL 9002	RUBY RED RAL 3003	GENTIAN BLUER RAL 5010	PURE WHITE RAL 9010	ANTHRACITE GRAY RAL 7016	BLUE CAPRI RAL 5019
.01	.02	.04	.08	.1F	.1G	.34	.35	.39	.48

PLASTIC parts colour range — DARK GREY .M0

KEY

DEPTH

CLOSURE

BENCH CAPACITY

! ALL INDICATED LOAD CAPACITY VALUES ARE NET AND REFER TO EVENLY DISTRIBUTED WEIGHTS

MULTIPLEX WORKTOP THICKNESS 40 mm

ART.			
M CA C270 0000 02 04	750 mm	-	220
M CA C370 0000 02 04	800 mm	-	220

H 890/1290 mm

ART.			
M CA C270 0000 05 04	750 mm	-	220
M CA C370 0000 05 04	800 mm	-	220

Cabinet dim. mm 561x726x200 H (27x36 EH)

ART.			
M CA C270 C010 03 04	750 mm	key	200
M CA C370 C010 03 04	800 mm	key	200

Cabinet dim. mm 561x726x200 H (27x36 EH)

H 890/1290 mm

ART.			
M CA C270 C010 06 04	750 mm	key	200
M CA C370 C010 06 04	800 mm	key	200

Cabinet dim. mm 561x726x400 H (27x36 EH)

ART.			
M CA C270 S010 04 04	750 mm	key	180
M CA C370 S010 04 04	800 mm	key	180
M CA C270 P210 04 04	750 mm	code	180
M CA C370 P210 04 04	800 mm	code	180

Cabinet dim. mm 561x726x400 H (27x36 EH)

H 890/1290 mm

ART.			
M CA C270 S010 07 04	750 mm	key	180
M CA C370 S010 07 04	800 mm	key	180
M CA C270 P210 07 04	750 mm	code	180
M CA C370 P210 07 04	800 mm	code	180

2 standard rubber swivel wheels with brake Ø 125 mm
2 standard rubber fixed wheels Ø 125 mm

CONFIGURE YOUR BENCH

ART. M CA C270 S0 10 08 FD

Master workbench with 1 cabinet with 3 drawers
(H front 1x50 - 1x100 - 1x150) +
1 cabinet with 2 drawers (H front 1x100 - 1x200)
Standard rubber wheels Ø 125 mm
Dim. mm 2000x750x840 H
METAL COLOURS GREY WHITE RAL 7035 +
GENTIAN BLUE RAL 5010
PLASTIC COLOUR DARK GREY
TOOLS NOT INCLUDED

WORKBENCH CAPACITY
WIDTH 1300 mm

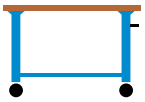

WHEELS	WORKTOP THICKNESS mm	kg	kg	kg
standard rubber	40	240	220	200
non-marking rubber	40	240	220	200
elastic rubber	40	600	600	600
polyurethane	40	500	500	500
nylon	40	600	600	600

WORKBENCH CAPACITY
WIDTH 1500 mm




WHEELS	WORKTOP THICKNESS mm	kg	kg	kg
standard rubber	40	240	220	200
non-marking rubber	40	240	220	200
elastic rubber	40	600	600	600
polyurethane	40	500	500	500
nylon	40	600	600	600

WORKBENCH CAPACITY
WIDTH 2000 mm

WHEELS	WORKTOP THICKNESS mm	kg	kg	kg
standard rubber	40	220	200	180
non-marking rubber	40	220	200	180
elastic rubber	40	500	500	500
polyurethane	40	450	450	450
nylon	40	500	500	500

WORK ROL-MASTER

TOP

	MULTIPLEX BEECH WOOD	3 BEECH WOOD CROSS LAYERS	MULTIPLEX WITH LAMINATE AND SOLID WOOD EDGES	MULTIPLEX WITH LAMINATE AND SOLID WOOD EDGES
			GREY	BLUE

THICKNESS mm	DIM. mm	ART.	ART.	ART.	ART.
40	1300x750	F BI A228 00 00	-	F BH A228 00 08	F BH A228 00 04
	1300x800	F BI A328 00 00	-	F BH A328 00 08	F BH A328 00 04
	1500x750	F BI A242 00 00	-	F BH A242 00 08	F BH A242 00 04
	1500x800	F BI A342 00 00	-	F BH A342 00 08	F BH A342 00 04
	2000x750	F BI A270 00 00	-	F BH A270 00 08	F BH A270 00 04
	2000x800	F BI A370 00 00	-	F BH A370 00 08	F BH A370 00 04

COVER THICKNESS 12/10 mm IN MICROPERFORATED STEEL FOR MULTIPLEX SHELVES WITH H 20 mm "L"-SHAPING AT THE FRONT AND REAR, RESISTANT TO ABRASION AND EXPOSURE TO OIL AND GREASE

DIM. mm	ART. THICKNESS 20 mm
1300x750	F BL 7915 00 99
1300x800	F BL 7920 00 99
1500x750	F BL 7930 00 99
1500x800	F BL 7935 00 99
2000x750	F BL 7960 00 99
2000x800	F BL 7965 00 99

COVER THICKNESS 8/10 mm MADE OF STEEL COVERED WITH OIL-PROOF RUBBER 12/10 - 15/10 mm FOR MULTIPLEX SHELVES, H 20 mm, AT THE FRONT AND REAR "L" SHAPING

DIM. mm	ART. THICKNESS 20 mm
1300x750	F BL 2245 00 07
1300x800	F BL 2250 00 07
1500x750	F BL 2260 00 07
1500x800	F BL 2265 00 07
2000x750	F BL 2290 00 07
2000x800	F BL 2295 00 07

LAMINATE COVERED MULTIPLEX

GREY

LAMINATE COVERED MULTIPLEX

BLUE

ART.	ART.
F BH B228 00 08	F BH B228 00 04
F BH B328 00 08	F BH B328 00 04
F BH B242 00 08	F BH B242 00 04
F BH B342 00 08	F BH B342 00 04
F BH B270 00 08	F BH B270 00 04
F BH B370 00 08	F BH B370 00 04

ESD WORKTOP

ON REQUEST

WORK ROL - MASTER

LEG WITH FIXED WHEELS H 800 mm

ART.	wheels Ø 125 mm
F BL 6075 A0 04	standard rubber
F BL 6075 G0 04	non-marking rubber
F BL 6075 D0 04	elastic rubber
F BL 6075 K0 04	polyurethane
F BL 6075 N0 04	nylon

Dim. mm 80x726x800 H

LEG WITH SWIVEL WHEELS WITH BRAKE AND HANDLE H 800 mm

ART.	wheels Ø 125 mm
F BL 6090 C0 04	standard rubber
F BL 6090 I0 04	non-marking rubber
F BL 6090 F0 04	elastic rubber
F BL 6090 M0 04	polyurethane
F BL 6090 Q0 04	nylon

Dim. mm 80x726x800 H

ADJUSTABLE LEG WITH FIXED WHEELS H 850/1250 mm

ART.	wheels Ø 125 mm
F BL 6055 A0 _ _	standard rubber
F BL 6055 G0 _ _	non-marking rubber
F BL 6055 D0 _ _	elastic rubber
F BL 6055 K0 _ _	polyurethane
F BL 6055 N0 _ _	nylon

Dim. mm 80x726x850/1250 H

57 RAL 7000+ RAL 9005 | 58 RAL 5012+ RAL 9005 | 59 RAL 7035+ RAL 9005 | 60 RAL 6011+ RAL 9005

BX RAL 3003+ RAL 9005 | HZ RAL 9002+ RAL 9005 | ER RAL 5010+ RAL 9005 | AF RAL 9010+ RAL 9005 | DJ RAL 7016+ RAL 9005 | AB RAL 5019+ RAL 9005

ADJUSTABLE LEG WITH SWIVEL WHEELS WITH BRAKE AND HANDLE H 850/1250 mm

ART.	wheels Ø 125 mm
F BL 6056 C0 _ _	standard rubber
F BL 6056 I0 _ _	non-marking rubber
F BL 6056 F0 _ _	elastic rubber
F BL 6056 M0 _ _	polyurethane
F BL 6056 Q0 _ _	nylon

Dim. mm 80x726x850/1250 H

57 RAL 7000+ RAL 9005 | 58 RAL 5012+ RAL 9005 | 59 RAL 7035+ RAL 9005 | 60 RAL 6011+ RAL 9005

BX RAL 3003+ RAL 9005 | HZ RAL 9002+ RAL 9005 | ER RAL 5010+ RAL 9005 | AF RAL 9010+ RAL 9005 | DJ RAL 7016+ RAL 9005 | AB RAL 5019+ RAL 9005

ART. F BL 9021 00 00
PRE-ASSEMBLING SET FOR BENCH LEG/ CABINET INCLUDING DRILLING AND FIXING SCREWS

CROSS ELEMENT FOR MOBILE BENCHES 1300 mm

ART.	Width mm
F BL 6605 00 04	980

CROSS ELEMENT FOR MOBILE BENCHES 1500 mm

ART.	Width mm
F BL 6610 00 04	1180

CROSS ELEMENT FOR MOBILE BENCHES 2000 mm

ART.	Width mm
F BL 6620 00 04	1680

WORK ROL - MASTER

ART. F BL 9011 00 00
WOODEN SHELF DRILLING AND FIXING SCREWS
ART. M 00 T030 MD 00 F0 00
CABINET TOP SHELF DRILLING

H 200 mm

1 drawer
100

Dim. mm 561x726x200 H **27x36 EH**

ART.		kg		
M 23 A020 C0 10 05 04	50-75-100	100-96-92%	key	

CABINET WITHOUT DRAWER ART. **M 23 A020 C0 00 00 04**
DRAWER WITH DARK GREY PLASTIC ART. **M 23 C100 02 10 0F 04**
DRAWER WITHOUT DARK GREY PLASTIC ART. **M 23 C100 02 00 0F 04**

H 300 mm

1 drawer
200

Dim. mm 561x726x300 H **27x36 EH**

ART.		kg		
M 23 A030 C0 10 06 04	50-75-100	100-96-92%	key	

CABINET WITHOUT DRAWER ART. **M 23 A030 C0 00 00 04**
DRAWER WITH DARK GREY PLASTIC ART. **M 23 C200 02 10 0F 04**
DRAWER WITHOUT DARK GREY PLASTIC ART. **M 23 C200 02 00 0F 04**

H 400 mm

3 drawers
50
100
150

Dim. mm 561x726x400 H **27x36 EH**

ART.		kg		
M 23 A040 S0 10 01 04	50-75-100	100-96-92%	key	
M 23 A040 P2 10 01 04	50-75-100	100-96-92%	code	

kg CAPACITY EXTENSION CLOSURE

4 COLOURS

3 DIFFERENT LENGTHS

WIDE RANGE OF WHEELS

SUITABLE FOR EQUIPPING

WITH TOOL HOLDER WALLS

87% EXTENSIBLE DRAWERS

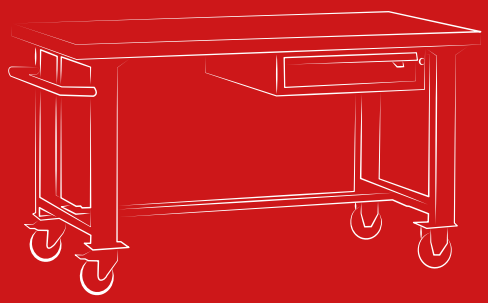



WORK ROL - STANDARD

TECHNICAL SPECIFICATION

WORKBENCH COLOUR

METAL COLOURS

GREY
RAL 7000
.01

GREEN
RAL 6011
.02

BLUE
RAL 5012
.04

GREY
RAL 7035
.08

MULTIPLEX BEECH WOOD

MULTIPLEX WITH LAMINATE AND SOLID WOOD EDGES

MULTIPLEX WITH LAMINATE AND SOLID WOOD EDGES

LAMINATE COVERED MULTIPLEX

LAMINATE COVERED MULTIPLEX

DRAWERS CABINET

Drawers are supplied with 87% plain extensibility on high-strength ball bearings. The perforated bottom and the slotted walls with 17 mm pitch allow for easy insertion and fastening (through screws) of the metal partitions. The individual drawer opening device prevents accidental opening during handling.

87% = 70 kg

FRONT HEIGHT 50 mm

87% = 50 kg

FIXED AND ADJUSTABLE LEGS WITH WHEELS

The legs are made of sheet steel with holes at the top for fixing to the worktop and on the base plates for wheel mounting. They are available with a diameter of 125 mm and in a range of models suitable for any type of flooring. Height adjustable versions are also available, variable in height from 850 to 1250 mm through two 25 mm pitch extensions (adjustable by screw tightening). In the leg with swivel wheels a practical handle is provided for bench handling.

STANDARD RUBBER WHEELS

NON-MARKING RUBBER WHEELS

ELASTIC RUBBER WHEELS

POLYURETHANE WHEELS

NYLON WHEELS

CYLINDER CLOSURE

The side lock allows for the closure of all the drawers inserted in the same compartment. The system can be supplied in two heights:
- H 600 mm if all the compartment is filled with drawers
- H 150 mm if a 450 mm H door and the drawers are inserted in the compartment.

SUPPLIED AS STANDARD WITH 2 KEYS

CONNECTING CROSS ELEMENT and MULTIPLEX BOTTOM SHELF

Built from sturdy sheet steel, bent and shaped, the connecting cross element acts as a spacer and stiffening element between the bench legs - making the mobile benches extremely strong during handling with heavy materials. The 25 mm thick multiplex bottom shelf can be applied to replace the cross piece or used at the same time.



MULTI-PURPOSE-PANEL

CAN BE ADDED ON REQUEST
TO COMPLETE YOUR WORK BENCH

WORK ROL - STANDARD

CONFIGURE YOUR BENCH

WORKBENCH CAPACITY
WIDTH 1300 mm

WHEELS	WORKTOP THICKNESS mm	kg	kg	kg
standard rubber	40	240	220	200
non-marking rubber	40	240	220	200
elastic rubber	40	600	600	600
polyurethane	40	500	500	500
nylon	40	600	600	600

WORKBENCH CAPACITY
WIDTH 1500 mm



WHEELS	WORKTOP THICKNESS mm	kg	kg	kg
standard rubber	40	240	220	200
non-marking rubber	40	240	220	200
elastic rubber	40	600	600	600
polyurethane	40	500	500	500
nylon	40	600	600	600

WORKBENCH CAPACITY
WIDTH 2000 mm

WHEELS	WORKTOP THICKNESS mm	kg	kg	kg
standard rubber	40	220	200	180
non-marking rubber	40	220	200	180
elastic rubber	40	500	500	500
polyurethane	40	450	450	450
nylon	40	500	500	500

WORK ROL - STANDARD

TOP

	MULTIPLEX BEECH WOOD	3 BEECH WOOD CROSS LAYERS	MULTIPLEX WITH LAMINATE AND SOLID WOOD EDGES	MULTIPLEX WITH LAMINATE AND SOLID WOOD EDGES
			GREY	BLUE

THICKNESS mm	DIM. mm	ART.	ART.	ART.	ART.
40	1300x750	F BI A228 00 00	-	F BH A228 00 08	F BH A228 00 04
	1300x800	F BI A328 00 00	-	F BH A328 00 08	F BH A328 00 04
	1500x750	F BI A242 00 00	-	F BH A242 00 08	F BH A242 00 04
	1500x800	F BI A342 00 00	-	F BH A342 00 08	F BH A342 00 04
	2000x750	F BI A270 00 00	-	F BH A270 00 08	F BH A270 00 04
	2000x800	F BI A370 00 00	-	F BH A370 00 08	F BH A370 00 04

LEG WITH FIXED WHEELS H 800 mm

ART.	Wheels Ø 125 mm
F BL 6075 A0 04	standard rubber
F BL 6075 G0 04	non-marking rubber
F BL 6075 D0 04	elastic rubber
F BL 6075 K0 04	polyurethane
F BL 6075 N0 04	nylon

Dim. mm 80x726x800 H

LEG WITH SWIVEL WHEELS WITH BRAKE AND HANDLE H 800 mm

ART.	Wheels Ø 125 mm
F BL 6090 C0 04	standard rubber
F BL 6090 I0 04	non-marking rubber
F BL 6090 F0 04	elastic rubber
F BL 6090 M0 04	polyurethane
F BL 6090 Q0 04	nylon

Dim. mm 80x726x800 H

ART. F BL 9021 00 00
PRE-ASSEMBLING SET FOR BENCH LEG/ CABINET INCLUDING DRILLING AND FIXING SCREWS

LAMINATE COVERED MULTIPLEX

GREY

LAMINATE COVERED MULTIPLEX

BLUE

ART.	ART.
F BH B228 00 08	F BH B228 00 04
F BH B328 00 08	F BH B328 00 04
F BH B242 00 08	F BH B242 00 04
F BH B342 00 08	F BH B342 00 04
F BH B270 00 08	F BH B270 00 04
F BH B370 00 08	F BH B370 00 04

ESD WORKTOP
ON REQUEST

ADJUSTABLE LEG WITH FIXED WHEELS H 850/1250 mm

ART.	Wheels Ø 125 mm
F BL 6055 A0 _ _	standard rubber
F BL 6055 G0 _ _	non-marking rubber
F BL 6055 D0 _ _	elastic rubber
F BL 6055 K0 _ _	polyurethane
F BL 6055 N0 _ _	nylon

Dim. mm 80x726x850/1250 H

57 RAL 7000+ RAL 9005 | 58 RAL 5012+ RAL 9005 | 59 RAL 7035+ RAL 9005 | 60 RAL 6011+ RAL 9005

ADJUSTABLE LEG WITH SWIVEL WHEELS WITH BRAKE AND HANDLE H 850/1250 mm

ART.	Wheels Ø 125 mm
F BL 6056 C0 _ _	standard rubber
F BL 6056 I0 _ _	non-marking rubber
F BL 6056 F0 _ _	elastic rubber
F BL 6056 M0 _ _	polyurethane
F BL 6056 Q0 _ _	nylon

Dim. mm 80x726x850/1250 H

57 RAL 7000+ RAL 9005 | 58 RAL 5012+ RAL 9005 | 59 RAL 7035+ RAL 9005 | 60 RAL 6011+ RAL 9005

CROSS ELEMENT FOR MOBILE BENCHES 1300 mm

ART.	Width mm
F BL 6605 00 04	980

CROSS ELEMENT FOR MOBILE BENCHES 1500 mm

ART.	Width mm
F BL 6610 00 04	1180

1 drawer

100

27x36 EH

ART.	Dim. mm	kg	
F DE 1010 01 04	565x725x155 H	60	87%

Lateral closure

1 drawer

200

27x36 EH

ART.	Dim. mm	kg	
F DE 1020 01 04	565x725x255 H	60	87%

Lateral closure

2 drawers

50
150

27x36 EH

ART.	Dim. mm	kg	
F DE 1020 02 04	565x725x255 H	60	87%

Lateral closure

3 drawers

50
100

150

27x36 EH

ART.	Dim. mm	kg	
F DE 1030 02 04	565x725x355 H	60	87%

Lateral closure

4 drawers

50
100

100

200

27x36 EH

ART.	Dim. mm	kg	
F DE 1045 04 04	565x725x505 H	40	87%

Lateral closure

ART. F BL 9011 00 00
PRE-ASSEMBLING SET FOR CABINET INCLUDING DRILLING AND FIXING SCREWS

CROSS ELEMENT FOR MOBILE BENCHES 2000 mm

ART.	Width mm
F BL 6620 00 04	1680

ART. F CA C328 S1 04

Dim. mm 1340x820x1000 H
Bench with 3 drawers with wheels
Complete with back and side upstands and vice
Not included: tools and partitioning material for drawers

THE EVOLUTION OF THE MOBILE BENCH

10 METAL COLOURS

8 PLASTIC COLOURS

CYLINDER OR DIGITAL CODE CLOSURE

WORK MOBILE - MASTER

TECHNICAL SPECIFICATION

COLOURS

10 colours for the metal parts

RAL 7000	RAL 6011	RAL 5012	RAL 7035	RAL 9002	RAL 3003	RAL 5010	RAL 9010	RAL 7016	RAL 5019

HANDLE DARK GRAY

OTHER COLOURS ON REQUEST

MULTIPLEX BEECH WOOD

thickness 25/30 mm

STANDARD RUBBER WHEELS

DRAWER CABINETS

New, flexible extension guide with mechanical adjustment of the drawer rear stop in 3 different positions.

92% = 100 kg
96% = 75 kg
100% = 50 kg

VERTEBRATE BAR

The bar is an aluminium profile section that is always fixed and never rotates. The closing movement is obtained via blocks that move vertically - driven by one of the basic forces of physics: gravity. The simpler the movement, the less likely the possible breaks. Bar locking is obtained via a locking bolt system provided on the bar head.

CYLINDER CLOSURE

TRANSMISSION SYSTEM FROM THE CLOSURE CYLINDER TO THE HEAD OF THE VERTEBRATE BAR BY MENAS OF STEEL WIRE WITH ELASTIC SHEATH AND LINEAR MOVEMENT.
The cylinder closure lock is divided into 23 different series: each series has keys numbered from 1 to 160, for a total of 3,680 different combinations.

SUPPLIED AS STANDARD WITH 2 KEYS

PUSH TO OPEN- INDIVIDUAL DRAWER OPENING

Compared to traditional systems that require additional components on the front, the opening of individual drawers is a feature integrated in the cylinder. To open the drawers just press the lock cylinder. The fewer components in a given mechanism, the less likely the risk of breakdowns.

LOCK WITH DIGITAL CODE

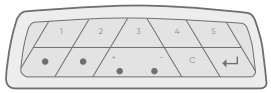

In addition to the standard cylinder closure system, Fami has decided to add a digital code locking system (it can handle up to 10 users with 3 to 8 digit codes), which controls the opening and closing of the vertebrate bar. The event history can be downloaded by connecting the keypad to the PC with a cable. Up to 10 remote controls are available on request.

MULTIPLEX SHELF EDGES

Multiplex back upstand

Multiplex side upstand

The edging containment strips are made of beech multiplex and are fixed to the top with self-tapping screws. Their thickness is 12 mm and their height is 100 mm.
Practical and handy to contain materials during handling of the bench.

ACCESSORIES

EXAMPLE OF USE:

SHUTTER

TOOL HOLDER WALL

WORK MOBILE - MASTER 915x600 mm

ART. M 02 BM11 A114 10 NN

H = 928 mm - 1 door - 6 drawers

METAL COLOURS

GREY RAL 7000	GREEN RAL 6011	BLUE RAL 5012	GREY RAL 7035	GREY WHITE RAL 9002	RUBY RED RAL 3003	GENTIAN BLUE RAL 5010	PURE WHITE RAL 9010	ANTHRACITE GRAY RAL 7016	BLUE CAPRI RAL 5019
.01	.02	.04	.08	.1F	.1G	.34	.35	.39	.48

PLASTIC parts colour range

DARK GREY
.M0

KEY

CLOSURE

BENCH CAPACITY

! ALL INDICATED LOAD CAPACITY VALUES ARE NET AND REFER TO EVENLY DISTRIBUTED WEIGHTS

MULTIPLEX WORKTOP 860x600 mm THICKNESS 25 mm

H 908 mm

door 425 mm H

ART.		kg
M 02 BH11 S010 01 04	key	250
M 02 BH11 A110 01 04	code	250

H 908 mm

door 600 mm H

ART.		kg
M 02 BH11 C010 02 04	key	250
M 02 BH11 P510 02 04	code	250

H 908 mm

doors 425 mm H

ART.		kg
M 02 BH11 S010 03 04	key	250
M 02 BH11 A110 03 04	code	250

H 908 mm

ART.		kg
M 02 BH11 S010 04 04	key	250
M 02 BH11 P210 04 04	code	250

2 standard rubber swivel wheels with brake Ø 150 mm
2 standard rubber fixed wheels Ø 150 mm

WORK MOBILE - MASTER 915x600 mm

H 908 mm

doors 425/600 mm H

ART.		kg
M 02 BH11 C010 05 04	key	250
M 02 BH11 P510 05 04	code	250

H 908 mm

ART.		kg
M 02 BH11 S010 06 04	key	250
M 02 BH11 P210 06 04	code	250

2 standard rubber swivel wheels with brake Ø 150 mm
2 standard rubber fixed wheels Ø 150 mm

ACCESSORIES

MULTIPLEX BACK UPSTAND

ART.	Dim. mm
F BL 5690 00 00	860x12x100 H

MULTIPLEX SIDE UPSTAND

ART.	Dim. mm
F BL 5595 00 00	612x12x100 H

CLOSURE CAPACITY

ART. M 02 BM11 A114 10 NN

MOBILE WORKBENCH WITH MULTIPLEX TOP 25 mm
Complete with: 6 drawers with flexible extension,
(2x75, 2x100, 1x125, 1x300)
1 door 425 mm H, 1 shelf with flexible extension
Polyurethane wheels Ø 160 mm
Dim. mm 915x600x928 H
METAL COLOURS RUBY RED RAL 3003 +
PURE WHITE RAL 9010
PLASTIC COLOUR RED CARPET
NOT INCLUDED TOOLS AND THERMOFORMED TRAY

WORK MOBILE - MASTER 1059x600 mm

- **ART. M 02 BH12 A114 01 PV**
  H = 908 mm - 1 door - 6 drawers

METAL COLOURS

GREY RAL 7000	GREEN RAL 6011	BLUE RAL 5012	GREY RAL 7035	GREY WHITE RAL 9002	RUBY RED RAL 3003	GENTIAN BLUE RAL 5010	PURE WHITE RAL 9010	ANTHRACITE GRAY RAL 7016	BLUE CAPRI RAL 5019
.01	.02	.04	.08	.1F	.1G	.34	.35	.39	.48

PLASTIC parts colour range

DARK GREY
.M0

KEY

CLOSURE

BENCH CAPACITY

! ALL INDICATED LOAD CAPACITY VALUES ARE NET AND REFER TO EVENLY DISTRIBUTED WEIGHTS

MULTIPLEX WORKTOP 995x600 mm THICKNESS 25 mm

H 908 mm

door 600 mm H

ART.		kg
M 02 BH12 C010 07 04	key	250
M 02 BH12 P510 07 04	code	250

H 908 mm

doors 425 mm H

ART.		kg
M 02 BH12 S010 03 04	key	250
M 02 BH12 A110 03 04	code	250

H 908 mm

door 600 mm H

ART.		kg
M 02 BH12 C010 02 04	key	250
M 02 BH12 P510 02 04	code	250

H 908 mm

doors 425/600 mm H

ART.		kg
M 02 BH12 C010 05 04	key	250
M 02 BH12 P510 05 04	code	250

2 standard rubber swivel wheels with brake Ø 150 mm
2 standard rubber fixed wheels Ø 150 mm

WORK MOBILE - MASTER 1059x600 mm

H 908 mm

ART.			
M 02 BH12 S010 08 04	key	250	
M 02 BH12 P210 08 04	code	250	

H 908 mm

ART.			
M 02 BH12 S010 09 04	key	250	
M 02 BH12 P210 09 04	code	250	

2 standard rubber swivel wheels with brake Ø 150 mm
2 standard rubber fixed wheels Ø 150 mm

ACCESSORIES

MULTIPLEX BACK UPSTAND

ART.	Dim. mm	
F BL 5705 00 00	995x12x100 H	

MULTIPLEX SIDE UPSTAND

ART.	Dim. mm	
F BL 5595 00 00	612x12x100 H	

CLOSURE CAPACITY

ART. M 02 BH12 A114 01 PV

MOBILE WORKBENCH WITH MULTIPLEX SHELF 25 mm,
Complete with 6 drawers with flexible extension,
(1x75, 4x100, 1x300)
1 door 425 mm H, 1 shelf with flexible extension.
Standard rubber wheels Ø 150 mm
Dim. mm 1059x600x908 H
METAL COLOURS ANTHRACITE GRAY RAL 7016 +
PURE WHITE RAL 9010
PLASTIC COLOUR RED CARPET
NOT INCLUDED TOOLS AND THERMOFORMED TRAY

WORK MOBILE - MASTER 1213x700 mm

- **ART. M 02 BH22 P216 08 CQ**
  H = 913 mm - 8 drawers

METAL COLOURS

GREY RAL 7000	GREEN RAL 6011	BLUE RAL 5012	GREY RAL 7035	GREY WHITE RAL 9002	RUBY RED RAL 3003	GENTIAN BLUE RAL 5010	PURE WHITE RAL 9010	ANTHRACITE GRAY RAL 7016	BLUE CAPRI RAL 5019
.01	.02	.04	.08	.1F	.1G	.34	.35	.39	.48

PLASTIC parts colour range

DARK GREY
.M0

KEY

CLOSURE

BENCH CAPACITY

! ALL INDICATED LOAD CAPACITY VALUES ARE NET AND REFER TO EVENLY DISTRIBUTED WEIGHTS

MULTIPLEX WORKTOP 1150x700 mm THICKNESS 30 mm

H 913 mm

ART.		kg
M 02 BH22 C010 07 04	key	250
M 02 BH22 P510 07 04	code	250

H 913 mm

ART.		kg
M 02 BH22 S010 03 04	key	250
M 02 BH22 A110 03 04	code	250

H 913 mm

ART.		kg
M 02 BH22 C010 02 04	key	250
M 02 BH22 P510 02 04	code	250

H 913 mm

ART.		kg
M 02 BH22 C010 05 04	key	250
M 02 BH22 P510 05 04	code	250

2 standard rubber swivel wheels with brake Ø 150 mm
2 standard rubber fixed wheels Ø 150 mm

WORK MOBILE - MASTER 1213x700 mm

H 913 mm

ART.			
M 02 BH22 S010 08 04	key	250	
M 02 BH22 P210 08 04	code	250	

H 913 mm

ART.			
M 02 BH22 S010 09 04	key	250	
M 02 BH22 P210 09 04	code	250	

2 standard rubber swivel wheels with brake Ø 150 mm
2 standard rubber fixed wheels Ø 150 mm

ACCESSORIES

MULTIPLEX BACK UPSTAND

ART.	Dim. mm	
F BL 5715 00 00	1150x12x100 H	

MULTIPLEX SIDE UPSTAND

ART.	Dim. mm	
F BL 5605 00 00	712x12x100 H	

CLOSURE CAPACITY

ART. M 02 BH22 P216 08 CQ

MOBILE WORKBENCH WITH MULTIPLEX SHELF 30 mm,
Complete with 8 drawers with flexible extension
(6x100, 2x300)
Standard rubber wheels Ø 150 mm
Dim. mm 1213x700x913 H
METAL COLOURS ANTHRACITE GRAY RAL 7016 +
GREY WHITE RAL 9002
PLASTIC COLOUR SUNNY YELLOW
NOT INCLUDED TOOLS AND THERMOFORMED TRAY

WORK MOBILE - MASTER 1213x700 mm

- **ART. M 02 BH13 P512 02 PB**
  H = 913 mm - 1 door - 4 drawers
  (3x100, 1x300, 1 extensible shelf)

METAL COLOURS

GREY RAL 7000	GREEN RAL 6011	BLUE RAL 5012	GREY RAL 7035	GREY WHITE RAL 9002	RUBY RED RAL 3003	GENTIAN BLUE RAL 5010	PURE WHITE RAL 9010	ANTHRACITE GRAY RAL 7016	BLUE CAPRI RAL 5019
.01	.02	.04	.08	.1F	.1G	.34	.35	.39	.48

PLASTIC parts colour range

DARK GREY
.M0

KEY

CLOSURE

BENCH CAPACITY

! ALL INDICATED LOAD CAPACITY VALUES ARE NET AND REFER TO EVENLY DISTRIBUTED WEIGHTS

MULTIPLEX WORKTOP 1150x700 mm THICKNESS 30 mm

H 913 mm

door 600 mm H

ART.		kg
M 02 BH13 C010 07 04	key	250
M 02 BH13 P510 07 04	code	250

H 913 mm

doors 425 mm H

ART.		kg
M 02 BH13 S010 03 04	key	250
M 02 BH13 A110 03 04	code	250

H 913 mm

doors 425/600 mm H

ART.		kg
M 02 BH13 C010 05 04	key	250
M 02 BH13 P510 05 04	code	250

H 913 mm

ART.		kg
M 02 BH13 S010 09 04	key	250
M 02 BH13 P210 09 04	code	250

MULTIPLEX BACK UPSTAND

ART.	Dim. mm
F BL 5715 00 00	1150x12x100 H

MULTIPLEX SIDE UPSTAND

ART.	Dim. mm
F BL 5605 00 00	712x12x100 H

2 standard rubber swivel wheels with brake Ø 150 mm
2 standard rubber fixed wheels Ø 150 mm

CAPACIOUS

HANDY

STURDY

4 COLOURS

100% EXTENSIBLE DRAWERS

WORK MOBILE – FLEXA

TECHNICAL SPECIFICATION

WORKBENCH COLOUR

4 colours for the metal parts

RAL 7000	RAL 6011	RAL 5012	RAL 7035

MULTIPLEX BEECH WOOD

thickness 25/30 mm

STANDARD RUBBER WHEELS

100% = 70 kg

DRAWERS CABINET

The drawers and the door are supplied with cylinder locks with 2 keys. The drawer, with high resistance sliding nylon bearings, is fitted with a stop to prevent it from accidentally falling during opening. Available in 3 different configurations.

ANTI-TILT ROD

The closing bar acts as an anti-tilt system when the drawer is extended. The drawer rear hook (A) causes the rear bar (B) to rotate to its closed position. This prevents the operator from simultaneously opening multiple drawers, avoiding a dangerous weight shift to the outside.



SINGLE DRAWER OPENING DEVICE

CYLINDER CLOSURE

The cylinder closure is connected via a square section rod (C) to the rear closing assembly, consisting of a rotating element and of the anti-tilt rod. Turning the key (D) operates the cam system in the closure assembly that rotates the rod.

SUPPLIED AS STANDARD WITH 2 KEYS

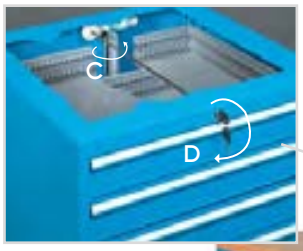

The handle is applied to the cabinet side.

The doors are pre-set to be installed with either right-hand or left-hand opening. When the cabinet is provided with a door, both the cabinet lock and the door lock are provided with the same keys.

MULTIPLEX SHELF EDGES

The edging containment strips are made of beech multiplex and are fixed to the top with self-tapping screws. Their thickness is 12 mm and their height is 100 mm.
Practical and handy to contain materials during handling of the bench.

Multiplex back upstand

Multiplex side upstand

ACCESSORIES

EXAMPLE OF USE:

SHUTTER

TOOL HOLDER WALL

VISUAL BOX

WORK MOBILE - FLEXA 1072x600 mm

- **ART. F CB H420 01 04**
  H = 910 mm - 1 door + 4 drawers

METAL COLOURS

GREY RAL 7000 .01

GREEN RAL 6011 .02


BLUE RAL 5012 .04

GREY RAL 7035 .08

KEY

CLOSURE

BENCH CAPACITY

! ALL INDICATED LOAD CAPACITY VALUES ARE NET AND REFER TO EVENLY DISTRIBUTED WEIGHTS

MULTIPLEX WORKTOP 995x600 mm THICKNESS 25 mm

H 910 mm

ART.			
F CB H420 01 04	key	250	

1 closure with anti-tilt rod

H 910 mm

ART.			
F CB H420 02 04	key	250	

2 closures with lateral bar 300 mm H

H 910 mm

ART.			
F CB H420 03 04	key	250	

2 closure with anti-tilt rod

H 910 mm

ART.			
F CB H420 04 04	key	250	

1 closure with anti-tilt rod

MULTIPLEX BACK UPSTAND

ART.	Dim. mm	
F BL 5705 00 00	995x12x100 H	

MULTIPLEX SIDE UPSTAND

ART.	Dim. mm	
F BL 5595 00 00	612x12x100 H	

2 standard rubber swivel wheels with brake Ø 150 mm
2 standard rubber fixed wheels Ø 150 mm

WORK MOBILE - FLEXA 1227x700 mm

- **ART. F CB H510 01 04**
  H = 915 mm - 1 door + 4 drawers

METAL COLOURS

GREY RAL 7000 .01

GREEN RAL 6011 .02


BLUE RAL 5012 .04

GREY RAL 7035 .08

KEY

CLOSURE

BENCH CAPACITY

! ALL INDICATED LOAD CAPACITY VALUES ARE NET AND REFER TO EVENLY DISTRIBUTED WEIGHTS

MULTIPLEX WORKTOP 1150x700 mm THICKNESS 30 mm

H 915 mm

ART.			
F CB H510 01 04	key	250	

1 closure with anti-tilt rod

H 915 mm

ART.			
F CB H510 03 04	key	250	

2 closure with anti-tilt rod

H 915 mm

ART.			
F CB H510 04 04	key	250	

1 closure with anti-tilt rod

H 915 mm

ART.			
F CB H510 06 04	key	250	

1 closure with anti-tilt rod

MULTIPLEX BACK UPSTAND

ART.	Dim. mm	
F BL 5715 00 00	1150x12x100 H	

MULTIPLEX SIDE UPSTAND

ART.	Dim. mm	
F BL 5605 00 00	712x12x100 H	

2 standard rubber swivel wheels with brake Ø 150 mm
2 standard rubber fixed wheels Ø 150 mm

WORK MOBILE - FLEXA 1227x700 mm

- **ART. F CB H610 01 04**
  H = 915 mm - 1 door + 4 drawers

METAL COLOURS

GREY RAL 7000 .01

GREEN RAL 6011 .02


BLUE RAL 5012 .04

GREY RAL 7035 .08

KEY

CLOSURE

BENCH CAPACITY

! ALL INDICATED LOAD CAPACITY VALUES ARE NET AND REFER TO EVENLY DISTRIBUTED WEIGHTS

MULTIPLEX WORKTOP 1150x700 mm THICKNESS 30 mm

H 915 mm

ART.			
F CB H610 01 04	key	250	

1 closure with anti-tilt rod

H 915 mm

ART.			
F CB H610 04 04	key	250	

1 closure with anti-tilt rod

H 915 mm

ART.			
F CB H610 03 04	key	250	

2 closure with anti-tilt rod

H 915 mm

ART.			
F CB H630 01 04	key	250	

1 closure with anti-tilt rod
4 VISUAL BOX series ART. FAXVBCH00500001

MULTIPLEX BACK UPSTAND

ART.	Dim. mm	
F BL 5715 00 00	1150x12x100 H	

NOT SUITABLE FOR ART. F CB H630 01 04

MULTIPLEX SIDE UPSTAND

ART.	Dim. mm	
F BL 5605 00 00	712x12x100 H	

NOT SUITABLE FOR ART. F CB H630 01 04

2 standard rubber swivel wheels with brake Ø 150 mm
2 standard rubber fixed wheels Ø 150 mm

AN ALL-IN-ONE

MULTIPLE WORK STATION

IDEAL FOR TEAM WORK

4 COLOURS

100% EXTENSIBLE DRAWERS

WORK - ESA

WORK ESA

2775x2400 mm

ART. F BF 1505 01 04
H = 850 mm - 6 drawers units 27x36 EH

METAL COLOURS

GREY
RAL 7000
.01

GREEN
RAL 6011
.02

BLUE
RAL 5012
.04

GREY
RAL 7035
.08

KEY

WORKTOP THICKNESS

CLOSURE

CAPACITY

! ALL INDICATED LOAD CAPACITY VALUES ARE NET AND REFER TO EVENLY DISTRIBUTED WEIGHTS

H 840/850 mm

ART.				
F BF 1505 01 04	50	key	1000	
F BF 1405 01 04	40	key	800	

1 Multiplex worktop - 6 drawer units each with 5 normal extension 27x36 EH drawers

H 840/850 mm

ART.				
F BF 1505 03 04	50	key	1000	
F BF 1405 03 04	40	key	800	

1 Multiplex worktop - 6 drawer units each with 5 normal extension 19x27 EH drawers - 6 bench wired legs with power fittings each complete with 4 Schuko sockets and thermomagnetic 2P 230V AC 10A

H 840/850 mm

ART.				
F BF 1505 04 04	50	key	1000	
F BF 1405 04 04	40	key	800	

1 Multiplex worktop - 6 drawer units each with 5 normal extension 19x27 EH drawers - 6 120 mm height adjustable steel vices, these rotate and can be recessed into the cabinet. Cabinet complete with door.

H 840/850 mm

ART.				
F BF 1505 02 04	50	key	1000	
F BF 1405 02 04	40	key	800	

1 Multiplex worktop - 6 drawer units each with 5 normal extension 19x27 EH drawers - 6 bench wired legs with power fittings each complete with 4 Schuko sockets and thermomagnetic switch 2P 230V AC 10A -
6 120 mm height adjustable steel vices, these rotate and can be recessed under the wooden worktop.

UNCABLE TOWERS

POWER TOWER

ART.				
F BF 8145 01 04	30	-	-	

6 multiple socket boxes - 1 Magnetothermic differential circuit breaker 2P 230V AC 16A IΔ N=0,03A - 16 Schuko sockets 220-250V 16 A 2P+E
Dimensions mm 800x922x230 H

POWER TOWER

ART.				
F BF 8145 02 04	30	-	-	

6 multiple socket boxes - 1 Magnetothermic differential circuit breaker 2P 230V AC 16A IΔ N=0,03A - 11 Schuko sockets 220-250V 16 A 2P+E -
5 heavy-duty sockets 220-250V 16A 2P+E. Dimensions mm 800x922x230 H

MUTI-PURPOSE PANELS

SEAMLESS INTEGRATION

OF COMPONENTS AND ACCESSORIES

MULTIPLE CUSTOMISABLE SOLUTIONS

EXPANDABLE AT ANY TIME

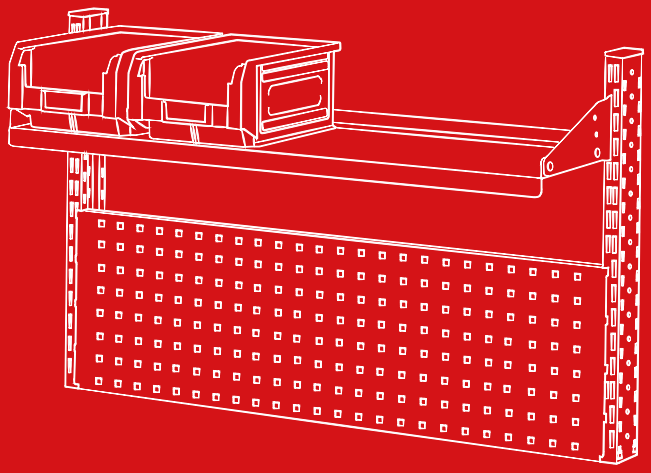

WORK LOOK

WORK LOOK

SOLUTION 4

FOR WOODEN TOPS

METAL COLOURS

GREY RAL 7000	GREEN RAL 6011	BLUE RAL 5012	GREY RAL 7035	GREY WHITE RAL 9002	RUBY RED RAL 3003	GENTIAN BLUE RAL 5010	PURE WHITE RAL 9010	ANTHRACITE GREY RAL 7016	BLUE CAPRI RAL 5019
.01	.02	.04	.08	.1F	.1G	.34	.35	.39	.48

! ALL INDICATED LOAD CAPACITY VALUES ARE NET AND REFER TO EVENLY DISTRIBUTED WEIGHTS

1000 mm

H 634 mm

ART.

F BL A010 03 04

2 support columns 634 mm H ART. F BL 7530 00 04
2 perforated panels 972x304 mm ART. F BL 7620 00 04

H 634 mm

ART.

F BL A010 25 04

2 support columns 634 mm H ART. F BL 7530 00 04
1 perforated panel 972x304 mm ART. F BL 7620 00 04
1 shelf 955x220 mm ART. F BL 7750 00 04

H 938 mm

ART.

F BL A010 04 04

2 support columns 938 mm H ART. F BL 7535 00 04
3 perforated panels 972x304 mm ART. F BL 7620 00 04

H 938 mm

ART.

F BL A010 26 04

2 support columns 938 mm H ART. F BL 7535 00 04
1 perforated panel 972x304 mm ART. F BL 7620 00 04
1 shelf 955x320 mm ART. F BL 7755 00 04

H 1242 mm

ART.

F BL A010 27 04

2 support columns 1242 mm H ART. F BL 7540 00 04
1 perforated panel 972x304 mm ART. F BL 7620 00 04
1 shelf 955x220 mm ART. F BL 7750 00 04
1 shelf 955x320 mm ART. F BL 7755 00 04

H 1272 mm

ART.

F BL A010 28 04

2 support columns 1242 mm H ART. F BL 7540 00 04
1 perforated panel 972x304 mm ART. F BL 7620 00 04
1 shelf 955x220 mm ART. F BL 7750 00 04
1 shelf 955x320 mm ART. F BL 7755 00 04
1 pair of carrier arms with aluminium slide track ART. F BL 9810 10 00
2 single supports for carrier arms mm 34x750x11 H ART. F BL 9805 00 04

WORK LOOK 1000 mm

H 1242 mm

ART.

F BL A010 13 04

2 support columns 1242 mm H ART. F BL 7540 00 04
1 perforated panel 972x304 mm ART. F BL 7620 00 04
1 roller shutter cabinet ART. F BL 7011 02 04

H 1272 mm

ART.

F BL A010 29 04

2 support columns 1242 mm H ART. F BL 7540 00 04
1 perforated panel 972x304 mm ART. F BL 7620 00 04
1 roller shutter cabinet ART. F BL 7011 02 04
1 pair of carrier arms with aluminium slide track ART. F BL 9810 10 00
2 single supports for carrier arms mm 34x750x11 H ART. F BL 9805 00 04

SOLUTION 1

WORK LOOK

SOLUTION 2

1500 mm

H 634 mm



ART.

F BL A015 06 04

2 support columns 634 mm H ART. F BL 7530 00 04
2 perforated panels 1457x304 mm ART. F BL 7635 00 04

H 634 mm



ART.

F BL A015 05 04

2 support columns 634 mm H ART. F BL 7530 00 04
1 perforated panel 1457x304 mm ART. F BL 7635 00 04
1 shelf 1440x220 mm ART. F BL 7795 00 04

H 938 mm



ART.

F BL A015 07 04

2 support columns 938 mm H ART. F BL 7535 00 04
3 perforated panels 1457x304 mm ART. F BL 7635 00 04

H 938 mm



ART.

F BL A015 22 04

2 support columns 938 mm H ART. F BL 7535 00 04
1 perforated panel 1457x304 mm ART. F BL 7635 00 04
1 shelf 1440x320 mm ART. F BL 7800 00 04

H 1242 mm



ART.

F BL A015 23 04

2 support columns 1242 mm H ART. F BL 7540 00 04
1 perforated panel 1457x304 mm ART. F BL 7635 00 04
1 shelf 1440x220 mm ART. F BL 7795 00 04
1 shelf 1440x320 mm ART. F BL 7800 00 04

H 1272 mm

ART.

F BL A015 24 04

2 support columns 1242 mm H ART. F BL 7540 00 04
1 perforated panel 1457x304 mm ART. F BL 7635 00 04
1 shelf 1440x220 mm ART. F BL 7795 00 04
1 shelf 1440x320 mm ART. F BL 7800 00 04
1 pair of carrier arms with aluminium slide track ART. F BL 9815 10 00
2 single supports for carrier arms mm 34x750x11 H ART. F BL 9805 00 04

H 634 mm



ART.

F BL A020 07 04

3 support columns 634 mm H ART. F BL 7530 00 04
4 perforated panels 972x304 mm ART. F BL 7620 00 04

H 634 mm



ART.

F BL A020 05 04

3 support columns 634 mm H ART. F BL 7530 00 04
2 perforated panels 972x304 mm ART. F BL 7620 00 04
2 shelves 955x320 mm ART. F BL 7755 00 04

H 938 mm



ART.

F BL A020 08 04

3 support columns 938 mm H ART. F BL 7535 00 04
6 perforated panels 972x304 mm ART. F BL 7620 00 04

H 938 mm



ART.

F BL A020 38 04

3 support columns 938 mm H ART. F BL 7535 00 04
2 perforated panels 972x304 mm ART. F BL 7620 00 04
2 shelves 955x320 mm ART. F BL 7755 00 04

H 1242 mm



ART.

F BL A020 39 04

3 support columns 1242 mm H ART. F BL 7540 00 04
2 perforated panels 972x304 mm ART. F BL 7620 00 04
2 shelves 955x220 mm ART. F BL 7750 00 04
2 shelves 955x320 mm ART. F BL 7755 00 04

H 1272 mm



ART.

F BL A020 40 04

3 support columns 1242 mm H ART. F BL 7540 00 04
3 perforated panels 972x304 mm ART. F BL 7620 00 04
1 shelf 955x220 mm ART. F BL 7750 00 04
1 shelf 955x320 mm ART. F BL 7755 00 04
1 pair of carrier arms with aluminium slide track ART. F BL 9810 10 00
3 single supports for carrier arms mm 34x750x11 H ART. F BL 9805 00 04
1 additional slide track ART. F BL 9810 13 00

2000 mm

H 1242 mm

ART.

F BL A020 19 04

3 support columns 1242 mm H ART. F BL 7540 00 04
5 perforated panels 972x304 mm ART. F BL 7620 00 04
1 roller shutter cabinet ART. F BL 7011 02 04

H 1242 mm

ART.

F BL A020 41 04

3 support columns 1242 mm H ART. F BL 7540 00 04
1 perforated panel 972x304 mm ART. F BL 7620 00 04
2 shelves 955x220 mm ART. F BL 7750 00 04
1 shelf 955x320 mm ART. F BL 7755 00 04
1 roller shutter cabinet ART. F BL 7011 02 04
1 sealing strip ART. F BL 7063 00 04

SOLUTION 3



H 634 mm

ART.

F BL A025 07 04

3 support columns 634 mm H ART. F BL 7530 00 04
2 perforated panels 972x304 mm ART. F BL 7620 00 04
2 perforated panels 1457x304 mm ART. F BL 7635 00 04



H 634 mm

ART.

F BL A025 06 04

3 support columns 634 mm H ART. F BL 7530 00 04
1 perforated panel 972x304 mm ART. F BL 7620 00 04
1 perforated panel 1457x304 mm ART. F BL 7635 00 04
1 shelf 955x220 mm ART. F BL 7750 00 04
1 shelf 1440x220 mm ART. F BL 7795 00 04



H 938 mm

ART.

F BL A025 08 04

3 support columns 938 mm H ART. F BL 7535 00 04
3 perforated panels 972x304 mm ART. F BL 7620 00 04
3 perforated panels 1457x304 mm ART. F BL 7635 00 04



H 938 mm

ART.

F BL A025 16 04

3 support columns 938 mm H ART. F BL 7535 00 04
1 perforated panel 972x304 mm ART. F BL 7620 00 04
1 perforated panel 1457x304 mm ART. F BL 7635 00 04
1 shelf 955x220 mm ART. F BL 7750 00 04
1 shelf 1440x220 mm ART. F BL 7795 00 04

2500 mm



H 1242 mm

ART.

F BL A025 17 04

3 support columns 1242 mm H ART. F BL 7540 00 04
1 perforated panel 972x304 mm ART. F BL 7620 00 04
1 perforated panel 1457x304 mm ART. F BL 7635 00 04
1 shelf 955x220 mm ART. F BL 7750 00 04
1 shelf 955x320 mm ART. F BL 7755 00 04
1 shelf 1440x220 mm ART. F BL 7795 00 04
1 shelf 1440x320 mm ART. F BL 7800 00 04



H 1272 mm

ART.

F BL A025 18 04

3 support columns 1242 mm H ART. F BL 7540 00 04
2 perforated panels 972x304 mm ART. F BL 7620 00 04
1 perforated panel 1457x304 mm ART. F BL 7635 00 04
1 shelf 1440x220 mm ART. F BL 7795 00 04
1 shelf 1440x320 mm ART. F BL 7800 00 04
1 pair of carrier arms with aluminium slide track ART. F BL 9810 10 00
3 single supports for carrier arms mm 34x750x11 H ART. F BL 9805 00 04
1 additional slide track ART. F BL 9815 13 00





H 634 mm

ART.

F BL A030 07 04

3 support columns 634 mm H ART. F BL 7530 00 04
4 perforated panels 1457x304 mm ART. F BL 7635 00 04



H 634 mm

ART.

F BL A030 06 04

3 support columns 634 mm H ART. F BL 7530 00 04
2 perforated panels 1457x304 mm H ART. F BL 7635 00 04
2 shelves 1440x220 mm ART. F BL 7795 00 04



H 938 mm

ART.

F BL A030 08 04

3 support columns 938 mm H ART. F BL 7535 00 04
6 perforated panels 1457x304 mm ART. F BL 7635 00 04



H 938 mm

ART.

F BL A030 21 04

3 support columns 938 mm H ART. F BL 7535 00 04
2 perforated panels 1457x304 mm H ART. F BL 7635 00 04
2 shelves 1440x220 mm ART. F BL 7795 00 04

3000 mm



H 1242 mm

ART.

F BL A030 22 04

3 support columns 1242 mm H ART. F BL 7540 00 04
2 perforated panels 1457x304 mm ART. F BL 7635 00 04
2 shelves 1440x220 mm ART. F BL 7795 00 04
2 shelves 1440x320 mm ART. F BL 7800 00 04



H 1272 mm

ART.

F BL A030 23 04

3 support columns 1242 mm H ART. F BL 7540 00 04
2 perforated panels 1457x304 mm ART. F BL 7635 00 04
1 shelves 1440x220 mm ART. F BL 7795 00 04
1 shelves 1440x320 mm ART. F BL 7800 00 04
1 pair of carrier arms with aluminium slide track ART. F BL 9815 10 00
3 single supports for carrier arms mm 34x750x11 H ART. F BL 9805 00 04
1 additional slide track ART. F BL 9815 13 00

SOLUTION 6

BACK UPSTAND FOR 1300 mm WORKTOP

ART.	Dim. mm
F BL 5720 00 00	1300x12x100 H
F BL 5790 00 00	1300x20x150 H
F BL 5860 00 00	1300x20x200 H

BACK UPSTAND FOR 1500 mm WORKTOP

ART.	Dim. mm
F BL 5730 00 00	1500x12x100 H
F BL 5800 00 00	1500x20x150 H
F BL 5870 00 00	1500x20x200 H

BACK UPSTAND FOR 2000 mm WORKTOP

ART.	Dim. mm
F BL 5750 00 00	2000x12x100 H
F BL 5820 00 00	2000x20x150 H
F BL 5890 00 00	2000x20x200 H

BACK UPSTAND FOR 2500 mm WORKTOP

ART.	Dim. mm
F BL 5760 00 00	2500x12x100 H
F BL 5830 00 00	2500x20x150 H
F BL 5900 00 00	2500x20x200 H

BACK UPSTAND FOR 3000 mm WORKTOP

ART.	Dim. mm
F BL 5770 00 00	3000x12x100 H
F BL 5840 00 00	3000x20x150 H
F BL 5910 00 00	3000x20x200 H

SIDE UPSTAND, DEPTH 750 mm

ART.	Dim. mm
F BL 5610 00 00	762x12x100 H
F BL 5635 00 00	770x20x150 H
F BL 5645 00 00	770x20x200 H

SIDE UPSTAND, DEPTH 800 mm

ART.	Dim. mm
F BL 5630 00 00	812x12x100 H
F BL 5640 00 00	820x20x150 H
F BL 5650 00 00	820x20x200 H

3-EDGE MULTIPLEX SHELF WITH ADJUSTABLE SUPPORTS

ART.	Dim. mm
F BL A015 01 07	1500x355x215/335 H
F BL A020 01 07	2000x355x215/335 H
F BL A025 02 07	2500x355x215/335 H
F BL A030 02 07	3000x355x215/335 H

COLOUR BLACK RAL 9005

ROLLER SHUTTER CABINET

ART.	FIXING TYPE
F BL 7011 01 04	TO THE WALL
F BL 7011 02 04	AT THE SUPPORT COLUMNS
F BL 7011 03 04	TO THE WOODEN WORKTOPS

External dimensions mm 952x210x810 H - Usable dimensions mm 905x150x581 H
Capacity 50 kg

ROLLER SHUTTER CABINET

ART.	FIXING TYPE
F BL 7021 01 04	TO THE WALL
F BL 7021 03 04	TO THE WOODEN WORKTOPS

External dimensions mm 952x210x1115 H - Usable dimensions mm 905x150x885 H
Capacity 50 kg

WORK LOOK

ROLLER SHUTTER CABINET

ART.	Dim. mm	FIXING TYPE
F BL 7030 03 _ _	1419x210x810 H	TO THE WOODEN WORKTOPS
F BL 7040 03 _ _	1937x210x810 H	TO THE WOODEN WORKTOPS

04 RAL 5012 08 RAL 7035



PERFORATED PANELS

ART.	Dim. mm	FIXING TYPE
F DL 7942 00 _ _	1016x93x420 H	TO THE WOODEN WORKTOPS
F DL 7970 00 _ _	1016x93x700 H	TO THE WOODEN WORKTOPS

01 RAL 7000 02 RAL 6011 04 RAL 5012 08 RAL 7035

This type of panel can be applied with an MDF top or with a multiplex worktop.



WALL-MOUNTING TOOL PANELS

ART.	Dim. mm
F BG 3910 00 _ _	1000x850 H
F BG 3915 00 _ _	1500x850 H
F BG 3920 00 _ _	2000x850 H

04 RAL 5012 08 RAL 7035

SHELF FOR PANELS

ART.	Dim. mm
F BG 3940 00 _ _	1000x140x146 H
F BG 3945 00 _ _	1500x140x146 H
F BG 3950 00 _ _	2000x140x146 H

04 RAL 5012 08 RAL 7035

HOOK WITH EYELET

ART.
F BG 3970 01 99

HOOKS WITH PLAIN SUPPORT

ART.	Length mm
F BG 3971 01 99	60
F BG 3972 01 99	110
F BG 3973 01 99	150



WALL-MOUNTING TOOL PANELS

ART.	Dim. mm
F BE 0670 00 _ _	1500x20x670 H
F BE 0675 00 _ _	2000x20x670 H

01 RAL 7000 02 RAL 6011 04 RAL 5012 08 RAL 7035

CONFIGURE MULTI-PURPOSE PANEL

SUPPORT COLUMNS WITH BOTH SIDE DUAL SLOTS FOR WOODEN WORKTOPS

ART.	H mm	kg
F BL 7530 00 04	634	50
F BL 7535 00 04	938	50
F BL 7540 00 04	1242	50

AVAILABLE ALSO WITH GALVANISED FINISH "CODE 99"

ART. F BL 7540 16/5000
UNUSABLE FOR THE
WORK STEEL BENCHES

SHELF FOR MULTI-PURPOSE PANELS LENGTH 1000 mm

ART.		kg
F BL 7750 00 04	220 mm	50
F BL 7755 00 04	320 mm	50
F BL 7760 00 04	420 mm	50
F BL 7762 00 04	600 mm	50

AVAILABLE ALSO WITH GALVANISED FINISH "CODE 99"

SHELF FOR MULTI-PURPOSE PANELS LENGTH 1500 mm

ART.		kg
F BL 7795 00 04	220 mm	50
F BL 7800 00 04	320 mm	50
F BL 7805 00 04	420 mm	50

AVAILABLE ALSO WITH GALVANISED FINISH "CODE 99"

PERFORATED PANEL

ART.	Dim. mm	kg
F BL 7620 00 04	973x304 H	25
F BL 7635 00 04	1458x304 H	25

PANEL

ART.	Dim. mm	kg
F BL 7670 00 04	973x304 H	-
F BL 7685 00 04	1458x304 H	-

DEPTH CAPACITY

EXAMPLES OF PAIR OF SUPPORTS WITH ALUMINIUM SLIDE TRACK

LENGTH 1000/1500 mm



LENGTH 2000 mm

LENGTH 2500 mm

LENGTH 3000 mm

LENGTH 3000 mm

SINGLE SUPPORT FOR RAIL

ART.	Dim. mm
F BL 9805 00 04	34x750x114 H

ALUMINIUM SLIDE TRACK WITH PLASTIC END CONNECTORS

ART.	Length of slide track mm	
F BL 9810 10 00	1000	slide track for assembly with 2 supports
F BL 9815 10 00	1500	slide track for assembly with 2 supports
F BL 9820 10 00	2000	slide track for assembly with 3 supports
F BL 9825 10 00	2500	slide track for assembly with 3 supports
F BL 9830 10 00	3000	slide track for assembly with 3 supports
F BL 9830 11 00	3000	slide track for assembly with 4 supports

THE SLIDE TRACKS WITH LENGHT mm 2000 - 2500 - 3000 ARE SUPPLIED IN VARIOUS SECTIONS.

ADDITIONAL SET OF CONNECTORS

ART.
F BL 9842 00 07

The set of connectors is used when the tracks of several workstations have to be joined together for the transit of the trolley.

PHILIPS WT120C LED18S/840 PSU L600 LAMP

ART.	Dim. mm	
F BL 9905 00 00	661x87x96 H	

Transparent polycarbonate case, IP 65 protection degree, input voltage 220-240V, input frequency 50 to 60 Hz, initial luminous flux 4000 lm, average working life L70B50 50,000 hours, colour temperature 4000K, color rendering index greater than 80 , IEC class 1 protection, Schuko power plug.
Fixing material included.

PHILIPS WT120C LED40S/840 PSU L1200 LAMP

ART.	Dim. mm	
F BL 9910 00 00	1223x87x96 H	

Transparent polycarbonate case, IP 65 protection degree, input voltage 220-240V, input frequency 50 to 60 Hz, initial luminous flux 4000 lm, average working life L70B50 50,000 hours, colour temperature 4000K, color rendering index greater than 80 , IEC class 1 protection, Schuko power plug.
Fixing material included.

PHILIPS WT120C LED60S/840 PSU L1500 LAMP

ART.	Dim. mm	
F BL 9915 00 00	1504x87x96 H	

Transparent polycarbonate case, IP 65 protection degree, input voltage 220-240V, input frequency 50 to 60 Hz, initial luminous flux 6000 lm, average working life L70B50 50,000 hours, colour temperature 4000K, color rendering index greater than 80 , IEC class 1 protection, Schuko power plug.
Fixing material included.

WALDMANN 2x36 W IP 67 LAMP

ART.	Lenght	Ø mm	
F BL 9960 00 00	1090 mm	70	

Technical specifications of lamp: Protected to IP 67 - Neon 2x36W -
Electrical input 230V/50Hz - Plug: Schuko - Length of cable 4 m -
Tonality: 4000K- Colour rendering (Ra) 80-89
Fixing material included.

WALDMANN 1x39 W IP 20 LAMP

ART.	Dim. mm	
F BL 9930 00 08	956x187x50 H	

Technical specifications of lamp: Protected to IP 20 - Neon 1x39W -
Electrical input 230V/50Hz - Plug: Schuko - Length of cable 3 m -
Tonality: 4000K- Colour rendering (Ra) 80-89
Fixing material included.

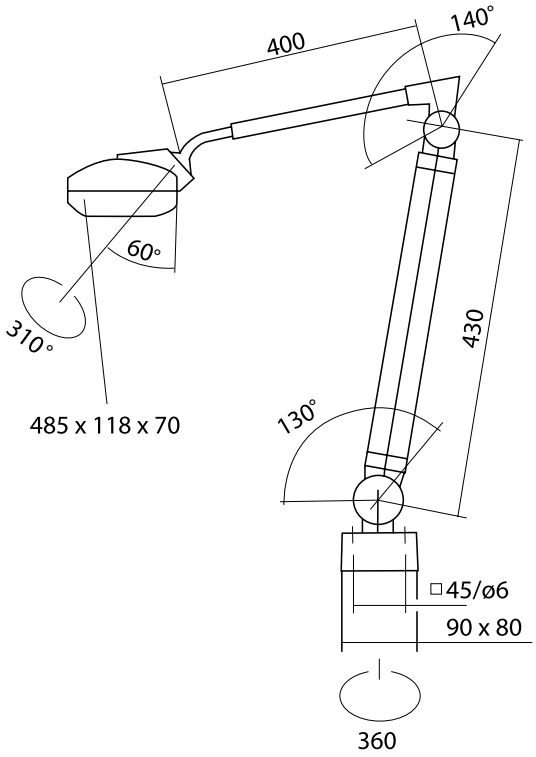

TRIPLE-JOINTED WALDMANN LAMP 1x36 W IP 20

ART.	
F BL 9980 00 08	

Structure: casing in aluminium, metallic parabolic diffuser.
The standard lighting system includes: 1 multi-purpose steel support for fixing the clamp, 1 clamp 0-65 mm, 1 triple-jointed lamp.
Technical specifications of lamp: Protected to IP 20 - Neon 1x36W - Electrical input-230V/50Hz - Plug: Schuko - Length of cable 1,95 m - Tonality 4000K - Colour rendering (Ra) 80-89

COLOUR GREY RAL 7035

MULTI-PURPOSE SUPPORT

ART.	Dim. mm	
F BL 7461 00 08	70x60x70 H	

COLOUR GREY RAL 7035

WINDER

ART.	
F BL 9601 01 07	

IP42 230V winder with 10 metres of cable 3x1,5 mm, 2 complete with a heavy duty flying socket 220-250V 16A 2P+E and a Schuko socket 220-250V 10A 2P+E.
The winder is fitted with a bracket for connection to the support columns with dual slots. Power output: with cable wound up 1200W - with cable unwound 1800W

BALANCER SET

ART.	WITH BALANCER
F BL 9710 00 00	0,4 - 1 kg
F BL 9720 00 00	1 - 2 kg

The set includes: 2 support runners, 1 snap hook, 1 balancer with 1600 mm long steel cable

SUPPORT RUNNERS

ART.
R CMV 0034 00

The support runner is made up of 1 black plastic ring complete with bearings and 1 steel snap hook



COMPRESSED AIR SET WITH BALANCER AND FILTER

ART.	WITH BALANCER
F BL 9710 03 00	0,4 - 1 kg
F BL 9720 03 00	1 - 2 kg

The set includes: 1 flexible cable Ø 10 mm, 1 T-shaped connector 1/4" with cap (B), 2 retainers, 2 support runners, 1 snap hook, 1 balancer with 1600 mm long steel cable, 1 universal tool coupling 1/4" (A), 1 spiral tube internal diameter 5.5 mm, 1 filter regulator unit with pressure gauge* which can be used at a maximum pressure of 10 bar, it has a capacity of about 9 litres per second (at point A) and 11 litres per second (at point B) at an operating pressure of 6.3 bar (the capacity can vary according to the technical characteristics of the compressed air supply to which the Fami system is connected). 1/4" unions, 1 tube internal diameter 5.5 mm to drain the filter.

*Filter regulator unit with pressure gauge and oiler on request



ADDITIONAL COMPRESSED AIR SET WITH BALANCER

ART.	WITH BALANCER
F BL 9710 02 00	0,4 - 1 kg
F BL 9720 02 00	1 - 2 kg

The set includes: 1 coupling 1/4" (B), 2 retainers, 2 support runners, 1 snap hook, 1 balancer with 1600 mm long steel cable, 1 universal tool coupling (A), 1 spiral tube internal diameter 5.5 mm.

SWIVEL ARM WITH TWO JOINTS

ART.		kg
F BL 7445 01 _ _	WITH CONTAINERS	15
5 containers PICKING BOX **mes. 1** and **3** containers PICKING BOX **mes. 2** supplied in yellow colour		
F BL 7445 00 _ _	WITHOUT CONTAINERS	15

01 RAL 7000 02 RAL 6011 04 RAL 5012 08 RAL 7035

SWIVEL ARM WITH TWO JOINTS

ART.		kg
F BL 7445 02 _ _	WITH CONTAINERS	15
15 containers PICKING BOX **mes. 1** supplied in yellow colour		
F BL 7445 00 _ _	WITHOUT CONTAINERS	15

01 RAL 7000 02 RAL 6011 04 RAL 5012 08 RAL 7035

SWIVEL ARM WITH TWO JOINTS AND VISUAL BOX

ART.	kg
F BL 7446 01 _ _	15
Complete with 1 VISUAL BOX with 9 drawers and 2 VISUAL BOX with 6 drawers	

01 RAL 7000 02 RAL 6011 04 RAL 5012 08 RAL 7035

SWIVEL ARM WITH TWO JOINTS AND TRAY

ART.	kg
F BL 7455 00 _ _	20

01 RAL 7000 02 RAL 6011 04 RAL 5012 08 RAL 7035

Standard IP 30 protection rating electrical components supplied:
2 multiple socket boxes with 12 modules
1 magnetothermic differential circuit breaker 2P 230V AC10A I Δ N=0.01A
2 cable clamps PG11
1 cable clamp PG16
2 straight connectors PG16
200 cm cable sheath Ø 16 mm
1 heavy duty fixed plug 220-250V 16A 2P+E
1 complete wiring for 6-9 sockets (depending on the article)
6-9 sockets 220-250V 10A 2P+E with hole covers (depending on the article)

RACEWAYS WITH WIRED SOCKETS DIM. 1420x60x85 H mm

	TYPE AND NUMBER OF WIRED SOCKETS					
ART.	D	F	GB	I	CH	IL
F BL 9260 10 08	9	-	-	-	-	-
F BL 9260 20 08	-	9	-	-	-	-
F BL 9260 25 08	4	5	-	-	-	-
F BL 9260 30 08	-	-	6	-	-	-
F BL 9260 35 08	4	-	3	-	-	-
F BL 9260 40 08	-	-	-	9	-	-
F BL 9260 45 08	4	-	-	5	-	-
F BL 9260 50 08	-	-	-	-	9	-
F BL 9260 55 08	4	-	-	-	5	-
F BL 9260 70 08	-	-	-	-	-	9
F BL 9260 75 08	4	-	-	-	-	5

08
RAL 7035

RACEWAYS WITH WIRED SOCKETS DIM. 1920x60x85 H mm

	TYPE AND NUMBER OF WIRED SOCKETS					
ART.	D	F	GB	I	CH	IL
F BL 9310 10 08	9	-	-	-	-	-
F BL 9310 20 08	-	9	-	-	-	-
F BL 9310 25 08	4	5	-	-	-	-
F BL 9310 30 08	-	-	6	-	-	-
F BL 9310 35 08	4	-	3	-	-	-
F BL 9310 40 08	-	-	-	9	-	-
F BL 9310 45 08	4	-	-	5	-	-
F BL 9310 50 08	-	-	-	-	9	-
F BL 9310 55 08	4	-	-	-	5	-
F BL 9310 70 08	-	-	-	-	-	9
F BL 9310 75 08	4	-	-	-	-	5

08
RAL 7035

Galvanised

PAIR OF FRONT SUPPORTS

ART. F BL 9450 00 99

Pair of supports for fixing to front raceway

Galvanised

PAIR OF REAR SUPPORTS

ART. F BL 9455 00 99

Pair of supports for fixing to rear raceway
- For 1940 mm long raceways with pair of rear supports please contact Fami

Dim. mm 85x70x360 H
Standard IP 30 protection rating electrical components supplied:
1 multiple socket box with 12 modules
1 magnetothermic differential circuit breaker 2P 230V AC10A I Δ N=0.01A
2 straight connectors PG16, cm 200 cable sheath Ø 16 mm
1 heavy duty fixed plug 220-250V 16A 2P+E
1 complete wiring for 3-5 sockets (depending on the article)
3-5 sockets 220-250V 10A 2P+E with hole covers (depending on the article)

MULTIPLE SOCKET BOX PRESE 220V IP30 **WITH SIDE SUPPORT**

ART.	D	F	GB	I	CH	IL
F BL 9361 10 59	5	-	-	-	-	-
F BL 9361 25 59	1	4	-	-	-	-
F BL 9361 30 59	-	-	3	-	-	-
F BL 9361 35 59	1	-	2	-	-	-
F BL 9361 45 59	1	-	-	4	-	-
F BL 9361 55 59	1	-	-	-	4	-
F BL 9361 75 59	1	-	-	-	-	4

MULTIPLE SOCKET BOX 220V IP30 **WITH FRONT SUPPORT**

ART.	D	F	GB	I	CH	IL
F BL 9360 10 59	5	-	-	-	-	-
F BL 9360 25 59	1	4	-	-	-	-
F BL 9360 30 59	-	-	3	-	-	-
F BL 9360 35 59	1	-	2	-	-	-
F BL 9360 45 59	1	-	-	4	-	-
F BL 9360 55 59	1	-	-	-	4	-
F BL 9360 75 59	1	-	-	-	-	4



Empty raceway complete with 2 side plugs with holes for the pneumatic systems. Holes Ø 22 mm

EMPTY RACEWAY 12 MODULI 220V - 380V

ART.	Dim. mm	Modules
F BL 9115 01 08	1420x72x170 H	12

For 1470 mm long frames

08
RAL 7035

EMPTY RACEWAY 7 MODULI 220V - 380V

ART.	Dim. mm	Modules
F BL 9110 01 08	935x75x170 H	7

For 985 mm long frames

08
RAL 7035

EMPTY RACEWAY 16 MODULI 220V - 380V

ART.	Dim. mm	Modules
F BL 9120 01 08	1920x72x170 H	16

For 1970 mm long frames

08
RAL 7035

ART.

F BL 9460 00 99

Pair of supports for fixing to front raceway
Galvanised

ART.

F BL 9465 00 99

Pair of supports for fixing to rear raceway
Galvanised

THERMOMAGNETIC SWITCH 220V

1 MODULE

ART.	WIRING
F BL 9393 51 00	YES
F BL 9393 52 00	NO

Made up of: control unit with cover, magnetothermic differential circuit breaker 220V 16A 1P+N I Δ N=0.03A, 3 metres cable with wander plug CEE 220V
Protection rating IP40

THE CABLE IS SUPPLIED SOLELY WIRED TO THE CONTROL UNIT

MAGNETOTHERMIC 220V

1 MODULE

ART.	WIRING
F BL 9394 51 00	YES
F BL 9394 52 00	NO

Made up of: control unit with cover, magnetothermic circuit breaker 220V 16A 1P+N, 3 metres cable with wander plug CEE 220V. Protection rating IP40

THE CABLE IS SUPPLIED SOLELY WIRED TO THE CONTROL UNIT

THERMOMAGNETIC SWITCH 380V

1 MODULE

ART.	WIRING
F BL 9393 53 00	YES
F BL 9393 54 00	NO

Made up of: control unit with cover, magnetothermic differential circuit breaker 380V 16A 4P I Δ N=0.03A, 3 metres cable with wander plug CEE 380V
Protection rating IP40

THE CABLE IS SUPPLIED SOLELY WIRED TO THE CONTROL UNIT

THERMOMAGNETIC SWITCH 220V

2 MODULES

ART.	WIRING
F BL 9393 55 00	YES
F BL 9393 56 00	NO

Made up of: control unit with cover, magnetothermic differential circuit breaker 220V 16A 1P+N I Δ N=0.03A with emergency cut off device, 1 emergency push button, 3 metres cable with wander plug CEE 220V
Protection rating IP40

THE CABLE IS SUPPLIED SOLELY WIRED TO THE CONTROL UNIT

MAGNETOTHERMIC 220V

2 MODULES

ART.	WIRING
F BL 9394 55 00	YES
F BL 9394 56 00	NO

Made up of: control unit with cover, magnetothermic circuit breaker 220V 16A 1P+N with emergency cut off device, 1 emergency push button, 3 metres cable with wander plug CEE 220V. Protection rating IP40

THE CABLE IS SUPPLIED SOLELY WIRED TO THE CONTROL UNIT

THERMOMAGNETIC SWITCH 380V

3 MODULES

ART.	WIRING
F BL 9393 57 00	YES
F BL 9393 58 00	NO

Made up of: control unit with cover, magnetothermic differential circuit breaker 380V 16A 4P I Δ N=0.03A with emergency cut off device, 1 emergency push button, 3 metres cable with wander plug CEE 380V
Protection rating IP40

THE CABLE IS SUPPLIED SOLELY WIRED TO THE CONTROL UNIT

SOCKET SCHUKO

1 MODULE

ART.	WIRING
F BL 9395 57 00	YES
F BL 9395 58 00	NO

Made up of: 1 socket 220V 16A 2P+E
Protection rating IP40

SOCKET 380V 3P+N+E

1 MODULE

ART.	WIRING
F BL 9395 51 00	YES
F BL 9395 52 00	NO

Made up of: 1 socket 380V 16A 3P+N+E
Protection rating IP40

COVER

ART.
F BL 9384 00 08

SOCKET 220V 2P+E

1 MODULE

ART.	WIRING
F BL 9395 55 00	YES
F BL 9395 56 00	NO

Made up of: 1 socket 220V CEE 16A 2P+E
Protection rating IP40

SOCKET 380V 3P+E

1 MODULE

ART.	WIRING
F BL 9395 53 00	YES
F BL 9395 54 00	NO

Made up of: 1 socket 380V 16A 3P+E
Protection rating IP40

PNEUMATIC SUPPLY HOSE

ART.
F BL 9401 02 00

The 3 metres long cable is supplied complete with 1 coupling, 2 male hose fittings with bands, 1 cap. Connectors 3/8"

EXAMPLE OF TOOL HOLDER WALLS

SOLUTION 1 - 1000 mm
EXAMPLE OF TOOL HOLDER WALL WITH BETA TOOLS AND HOOKS including:

2 support columns 634 mm H ART. F BL 7530 00 1G
1 perforated panel 973x304 mm ART. F BL 7620 00 1F
1 shelf mm 955x320 ART. F BL 7755 00 1F
2 containers ART. FAXPBC3A2B001

1 set of tools ART. BETA-024000452 (T234)
1 set of tools ART. BETA-024000451 (T131)

3 hooks ART. CMV 10 001
4 hooks ART. CMV 10 037
1 hook ART. CMV 10 030
1 hook ART. CMV 10 032
1 ten-magnets ART. F BL 9541 00 00

SOLUTION 2 - 1500 mm
EXAMPLE OF TOOL HOLDER WALL WITH BETA TOOLS AND HOOKS including:

2 support columns 1242 mm H ART. F BL 7540 00 08
2 perforated panels 1458x304 mm ART. F BL 7635 00 08
1 shelf mm 1440x220 ART. F BL 7795 00 08
2 rail supports ART. F BL 9805 00 08
1 rail base ART. F BL 9815 10 00
1 lamp ART. F BL 9910 00 00
1 duct mm 1420x60x85 H ART. F BL 9260 45 08
1 pair of supports ART. F BL 9450 00 99
6 containers ART. FAXPBC002A004

1 set of tools ART. BETA-024240131 (T131)
1 set of tools ART. BETA-024240083 (T83)
1 set of tools ART. BETA-024240220 (T220)

1 hook ART. CMV 10 030
1 hook ART. CMV 10 032
23 hooks ART. CMV 10 037
3 hooks ART. CMV 10 001
1 hook ART. CMV 10 022
1 hook ART. CMV 10 009
1 hook ART. CMV 10 017
1 ten-magnets ART. F BL 9541 00 00

SOLUTION 3 - 2000 mm
EXAMPLE OF TOOL HOLDER WALL WITH BETA TOOLS AND HOOKS including:

3 support columns 1242 mm H ART. F BL 7540 00 1F
2 perforated panels 973x304 mm ART. F BL 7620 00 1F
1 shelf 955x320 mm ART. F BL 7755 00 1F
3 rail supports ART. F BL 9805 00 1F
1 rail base ART. F BL 9810 10 00
1 additional slide track ART. F BL 9810 13 00
1 lamp ART. F BL 9910 00 00
1 roller shutter mm 952x210x810 H ART. F BL 7011 02 1F
1 winder ART. F BL 9601 01 07

1 set of tools ART. BETA-024510033 (M33)
1 set of tools ART. BETA-024510152 (M152)
1 set of tools ART. BETA-024510265 (M265)
1 set of tools ART. BETA-024510220 (M220)
1 set of tools ART. BETA-024510233 (M233)
1 set of tools ART. BETA-024510297 (M297)

11 hooks ART. CMV 10 037
2 hooks ART. CMV 10 001
1 hook ART. CMV 10 016
2 ten-magnets ART. F BL 9541 00 00
(packaging 10 pcs.)

SOLUTION 4 - 2000 mm

EXAMPLE OF TOOL HOLDER WALL WITH BETA TOOLS AND HOOKS including:

3 support columns 1242 mm H ART. F BL 7540 00 08
6 perforated panels 973x304 mm ART. F BL 7620 00 08
3 rail supports ART. F BL 9805 00 08
2 rail bases ART. F BL 9810 10 00
2 additional slide tracks ART. F BL 9810 13 00
1 lamp ART. F BL 9910 00 00
1 balancer set ART. F BL 9720 00 00

1 set of 98 tools ART. BETA-059040161

26 hooks ART. CMV 10 037
16 hooks ART. CMV 10 035
3 hooks ART. CMV 10 022
16 hooks ART. CMV 10 016
6 hooks ART. CMV 10 007
2 hooks ART. CMV 10 003
1 hook ART. CMV 10 002
7 hooks ART. CMV 10 001
2 ten-magnets ART. F BL 9541 00 00 (packaging 10 pcs.)



SOLUTION 5 - 2500 mm

EXAMPLE OF TOOL HOLDER WALL WITH BETA TOOLS AND HOOKS including:

3 support columns 938 mm H ART. F BL 7535 00 34
2 perforated panels 973x304 mm ART. F BL 7620 00 34
1 perforated panel 1458x304 mm ART. F BL 7635 00 34
1 shelf 955x320 mm ART. F BL 7755 00 34
1 shelf 1440x320 mm ART. F BL 7800 00 34
1 shelf 1440x220 mm ART. F BL 7795 00 34
2 containers FAXPBC003B003
3 containers FAXPBC3A2B001
3 containers FAXPBC002A003
1 container hooker rails ART. F BL 7438 00 99
1 set of tools ART. BETA-024000403 (T80)
1 set of tools ART. BETA-024000451 (T131)

1 set of tools ART. BETA-024000765 (T52)
1 set of tools ART. BETA-024000446 (T16)
1 set of tools ART. BETA-024000701 (T208)
1 set of tools ART. BETA-024000462 (T153)

3 hooks ART. CMV 10 001
3 hooks ART. CMV 10 007
2 hooks ART. CMV 10 016
1 hook ART. CMV 10 006
24 hooks ART. CMV 10 037
1 hook ART. CMV 10 019
1 ten-magnets ART. F BL 9541 00 00

SOLUTION 6 - 3000 mm

EXAMPLE OF TOOL HOLDER WALL WITH BETA TOOLS AND HOOKS including:

3 support columns 938 mm H ART. F BL 7535 00 39
4 perforated panels 1458x304 mm ART. F BL 7635 00 39
2 shelves 1440x320 mm ART. F BL 7800 00 39
4 containers FAXPBC001A05105
1 container hooker rails ART. CMV 10 026

1 set of tools ART. BETA-024000446 (T16)
1 set of tools ART. BETA-024000451 (T131)
1 set of tools ART. BETA-024000701 (T208)
1 set of tools ART. BETA-024000452 (T234)
1 set of tools ART. BETA-024000453 (T236)

2 hooks ART. CMV 10 024
2 hooks ART. CMV 10 029
4 hooks ART. CMV 10 026
3 hooks ART. CMV 10 001
2 hooks ART. CMV 10 009
1 hook ART. CMV 10 006
3 hooks ART. CMV 10 007
1 hook ART. CMV 10 018
2 hooks ART. CMV 10 017
1 hook ART. CMV 10 043
1 ten-magnets ART. F BL 9541 00 00

CHAIRS

VICE

HOOKS

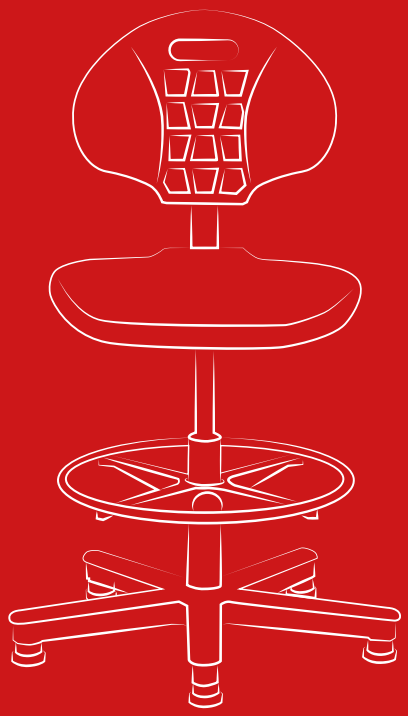

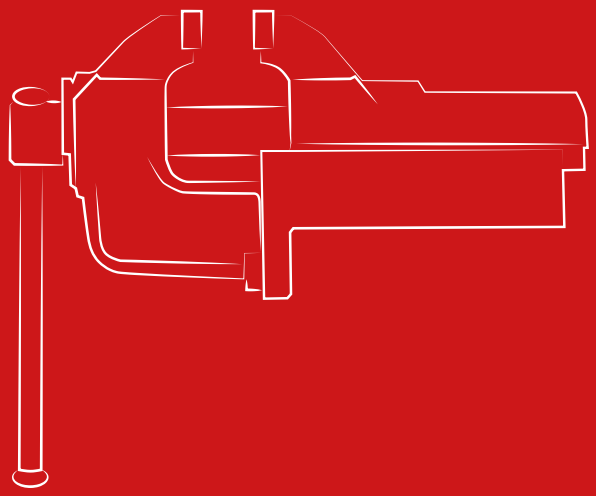



ACCESSORIES BEECH-PLYWOOD SWIVEL CHAIRS

ART.	H mm
F QZ 1111 00 07	530/645

Beech chair, self-locking wheels, height adjustment by screw

ART.	H mm
F QZ 1110 00 07	501/620

Beech chair, low noise floor feet, height adjustment by screw

ART.	H mm
F QZ 1120 00 07	501/710

Beech chair, low noise floor feet and additional chromium-plated foot rest, height adjustment by screw

ART.	H mm
F QZ 1130 00 07	510/710

Beech chair, stationary base and painted foot rest, height adjustment by screw

ART.	H mm
F QZ 1211 00 07	470/645

Beech chair, self-locking wheels, seat height adjustable by gas pump

ART.	H mm
F QZ 1210 00 07	445/625

Beech chair, low noise floor feet, seat height adjustable by gas pump

ART.	H mm
F QZ 1220 00 07	510/760

Beech chair, low noise floor feet and additional chromium-plated foot rest, seat height adjustable by gas pump

ART.	H mm
F QZ 1310 00 07	425/565

Beech chair, low noise floor feet, seat height adjustable by molomatic screw

POLYURETHANE SWIVEL CHAIRS

ART.	H mm
F QZ 2211 00 07	495/670

Seat and back in polyurethane, self-locking wheels, seat height adjustable by gas pump

ART.	H mm
F QZ 2210 00 07	470/650

Seat and back in polyurethane, low noise floor feet, seat height adjustable by gas pump

ART.	H mm
F QZ 2110 00 07	535/735

Seat and back in polyurethane, low noise floor feet, height adjustment by screw

ART.	H mm
F QZ 2220 00 07	535/785

Seat and back in polyurethane, low noise floor feet and additional chromium-plated foot rest, seat height adjustable by gas pump

ART.	H mm
F AX GREF22 8000 07	420/550

Seat and backrest in certified antistatic integral polyurethane, polished aluminium base, antistatic glides, seat height adjustable by gas pump

ART.	H mm
F AX GREF23 1000 07	420/550

Seat and backrest in certified antistatic integral polyurethane, polished aluminium base, antistatic wheels, seat height adjustable by gas pump

ARMREST

ART. F AX 0H0301 C000 00

pair of aluminium armrest

FOOTREST

ART. F AX 0D0601 0000 00

aluminium footrest

ACCESSORIES VICES

STEEL VICE 80 mm

ART.	for worktop	dim. mm	capacity kg
F BL 1010 00 00	wooden	80x330x83 H	4
F BL 1010 01 00	steel	80x330x83 H	4

MAXIMUM KNURLED JAW OPENING 100 mm

STEEL VICE 110 mm

ART.	for worktop	dim. mm	capacity kg
F BL 1015 00 00	wooden	110x385x113 H	7
F BL 1015 01 00	steel	110x385x113 H	7

MAXIMUM KNURLED JAW OPENING 120 mm

STEEL VICE 130 mm

ART.	for worktop	dim. mm	capacity kg
F BL 1020 00 00	wooden	130x430x137 H	11
F BL 1020 01 00	steel	130x430x137 H	11

MAXIMUM KNURLED JAW OPENING 140 mm

STEEL VICE 120 mm

ART.	for worktop	dim. mm	capacity kg
F BL 1065 00 00	wooden	120x510x187 H	24
F BL 1065 01 00	steel	120x510x187 H	24

MAXIMUM KNURLED JAW OPENING 175 mm

CAST IRON VICES 100 mm

ART.	for worktop	dim. mm	capacity kg
F BL 1110 00 00	wooden	100x445x153 H	11
F BL 1110 01 00	steel	100x445x153 H	11

MAXIMUM KNURLED JAW OPENING 140 mm
FOR WOODEN WORKTOPS 40-50 mm H ONLY

CAST IRON VICES 120 mm

ART.	for worktop	dim. mm	capacity kg
F BL 1120 00 00	wooden	120x52x180 H	18
F BL 1120 01 00	steel	120x52x180 H	18

MAXIMUM KNURLED JAW OPENING 185 mm
FOR WOODEN WORKTOPS 40-50 mm H ONLY

CAST IRON VICES 150 mm

ART.	for worktop	dim. mm	capacity kg
F BL 1130 00 00	wooden	150x615x210 H	25
F BL 1130 01 00	steel	150x615x210 H	25

MAXIMUM KNURLED JAW OPENING 220 mm
FOR WOODEN WORKTOPS 50 mm H ONLY

STEEL VICE 120 mm

ART.	for worktop	dim. mm	capacity kg
F BL 1085 00 00	wooden	120x56x154 H	11

MAXIMUM KNURLED JAW OPENING 120 mm
STEEL VICE INCL. LIFTING AND TILTING SYSTEM
FOR WOODEN WORKTOPS 40-50 mm H ONLY

ACCESSORIES HOOKS

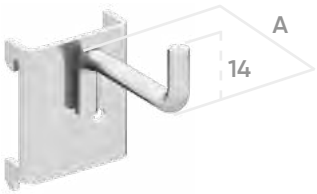

UNIVERSAL SINGLE HOOK

ART.	∅	A
C MV 10 035	6 mm	10 mm
C MV 10 036	6 mm	50 mm

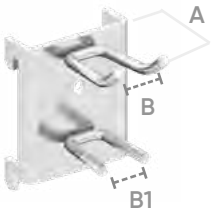

DOUBLE HOOK

ART.	A	B	B1
C MV 10 002	28 mm	9 mm	9
C MV 10 003	33 mm	16 mm	9

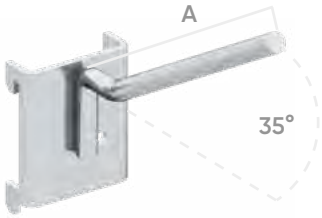

UNIVERSAL ANGLE SINGLE HOOK

ART.	∅	A
C MV 10 014	5 mm	50 mm
C MV 10 015	5 mm	100 mm

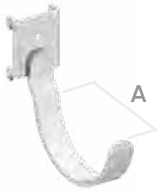

ROUND HOOK

ART.	A
C MV 10 030	60 mm
C MV 10 032	80 mm

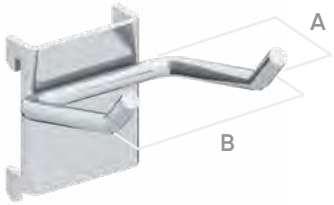

ANGLE HOOK

ART.	∅	A	B
C MV 10 016	5 mm	50 mm	40 mm



CLOSED DOUBLE HOOK

ART.	∅	A	B
C MV 10 004	5 mm	70 mm	26 mm

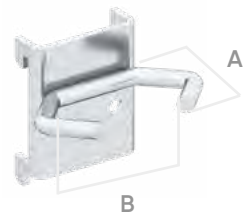

LEVEL HOOK

ART.	Ø	A	B
C MV 10 001	5 mm	28 mm	45 mm



HOOK FOR BOXES MES. 01 - 0 - 1

ART.	A	B	C
C MV 10 026	11 mm	100 mm	10 mm

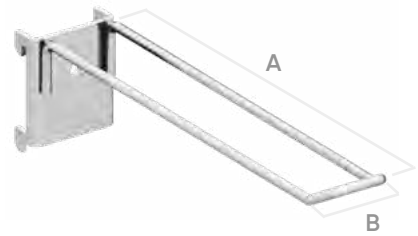

FIXING CLAMP

ART.	Ø	A	B
C MV 10 027	3,5 mm	172 mm	23 mm

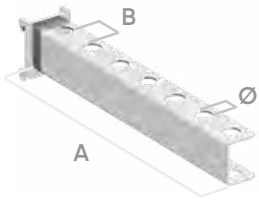

SCREW DRIVER HOOK

ART.	Ø	A	B
C MV 10 018	12 mm	220 mm	32 mm

CONTAINER HOOK

ART.	Ø	B
C MV 10 017	94 mm	23 mm

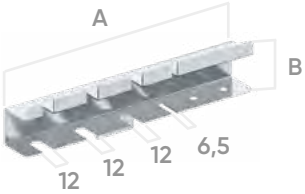

SPRING CLIP

ART.	A	B
C MV 10 019	187 mm	40 mm

ACCESSORIES HOOKS

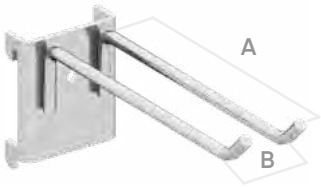

DOUBLE HOOK

ART.	∅	A	B
C MV 10 005	5 mm	40 mm	8 mm
C MV 10 006	5 mm	40 mm	11 mm
C MV 10 007	5 mm	55 mm	25 mm
C MV 10 008	5 mm	64 mm	8 mm
C MV 10 009	5 mm	64 mm	9 mm
C MV 10 010	5 mm	105 mm	25 mm
C MV 10 011	5 mm	155 mm	10 mm
C MV 10 012	5 mm	152 mm	25 mm
C MV 10 013	5 mm	200 mm	15 mm

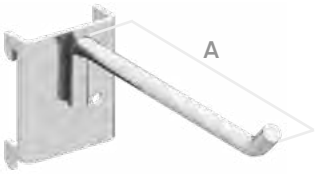

SUSPENSION HOOK

ART.	∅	A
C MV 10 037	5 mm	24 mm
C MV 10 038	5 mm	38 mm
C MV 10 039	4 mm	100 mm
C MV 10 040	6 mm	100 mm
C MV 10 041	5 mm	150 mm
C MV 10 042	6 mm	200 mm

SPRING CLIP

ART.	∅
C MV 10 020	6 mm
C MV 10 021	12 mm
C MV 10 022	18 mm
C MV 10 023	25 mm

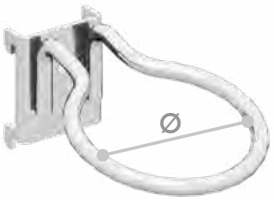

CLOSED FLEXIBLE HOOK

ART.	∅
C MV 10 029	40 mm
C MV 10 031	60 mm
C MV 10 033	80 mm

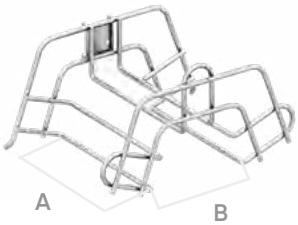

CABLE HOOK

ART.	∅	A	B
C MV 10 024	5 mm	160 mm	119 mm



BIT HOOK

ART.	A	B	C
C MV 10 028	240 mm	45 mm	38,5 mm

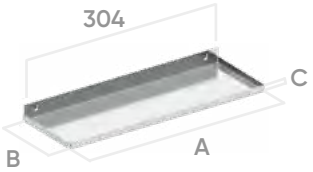

SHELF

ART.	A	B	C
C MV 10 043	350 mm	120 mm	10,5 mm



HOOK FOR BOXES MES. 1 - 2

ART.	A	B
F BL 7438 00 99	445 mm	86 mm



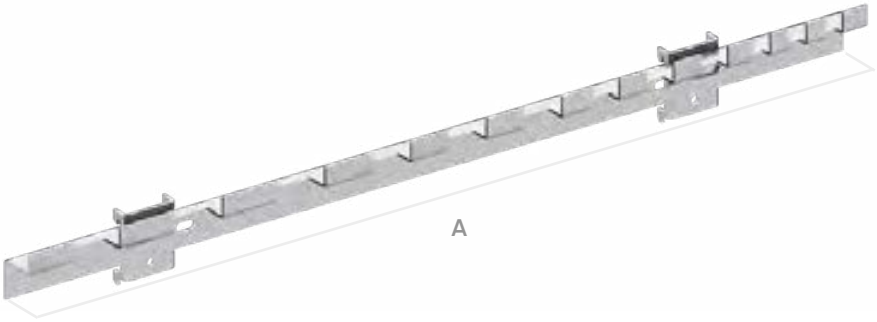

KEY HOOK

ART.	A
C MV 10 025	555 mm

MAGNETS

ART.	PACKAGE OF
F BL 9541 00 00	10 PCS.

A WIDE RANGE OF CONFIGURATIONS ON WHEELS FOR SAFE LOGISTICS AND TRANSPORT APPLICATIONS





CLEVER-COMBI

TECHNICAL SPECIFICATIONS

1

The uprights are drilled to a 26 mm pitch for optimised shelf positioning and inclination.

2 Assembling the mesh sides is quick and easy, no screws required. This result has been achieved thanks to the special shaping of the slotted upright and the introduction of a clip, which allows for bolt-free assembling with 100% guaranteed sturdiness and reliability over time.

3 The assembling of the rear mesh panels is quick and easy thanks to the use of standardised mesh panels which are fixed to the slotted uprights with screws and clips. The combination of screws and clips allows for easy and solid fastening.

4 Thanks to the special shape of the upright and the use of a screw-type connection, coupling is precise, solid and reliable over time.

5

The trolleys are provided with a warning sticker on how to use the trolley and another sticker indicating the capacity.

7

The trolleys are supplied not assembled to save up to 50% on shipping costs.

6

STANDARD RUBBER WHEELS

NON-MARKING RUBBER WHEELS

ELASTIC RUBBER WHEELS

POLYURETHANE WHEELS

NYLON WHEELS

CLEVER SMALL 904x515 mm

H 820 mm

ART. F CR 100M 01 04

Containers not included

METAL COLOURS

BLUE RAL 5012 .04

GREY RAL 7035 .08

SUPPLIED PRE-ASSEMBLED AS STANDARD

2 standard rubber fixed wheels Ø 100 mm
1 standard rubber swivel wheels with brake Ø 100 mm
1 standard rubber swivel wheels Ø 100 mm

Extra steel shelf
Dimensions mm 810x510x35 H

KEY

kg TROLLEY CAPACITY

Ø WHEELS

! ALL INDICATED LOAD CAPACITY VALUES ARE NET AND REFER TO EVENLY DISTRIBUTED WEIGHTS

904x515 mm

H 820 mm

ART.		kg	
F CR 100M 00 04		200	100 mm

ART.		kg	
F CR 100M 01 04		200	100 mm

ACCESSORIES

EXTRA STEEL SHELF

ART.	dim. mm	kg
F CR 1004 00 04	810x510x35 H	100

SPRAY CAN HOLDER

ART.	dim. mm
F CR 1008 00 04	475x75x167 H

capacity 8 spray cans



EXAMPLE OF HOOK USE

STEEL PERFORATED PANEL

ART.	dim. mm
F CR 1009 00 04	475x18x665 H

Tool holder perforated panel applicable to both sides of the TROLLEY.

STEEL ROLL HOLDER

ART.	dim. mm	Ø mm
F CR 1006 00 01	245x88x150 H	130
F CR 1007 00 01	285x155x200 H	240

Paper roll not included

kg CAPACITY

Fami Storage Systems

CLEVER LARGE 1024x615 mm

H 847 mm

- ART. F CR 110M 02 04

METAL COLOURS

BLUE RAL 5012 .04

GREY RAL 7035 .08

CYLINDER LOCK (KEY)
SUPPLIED STANDARD WITH CYLINDER LOCK

2 standard rubber fixed wheels Ø 100 mm
1 standard rubber swivel wheels with brake Ø 100 mm
1 standard rubber swivel wheels Ø 100 mm

SUPPLIED PRE-ASSEMBLED AS STANDARD

Extra steel shelf
Dimensions mm 830x610x35 h

KEY

TROLLEY CAPACITY

Ø WHEELS

CABINET CLOSURE

! ALL INDICATED LOAD CAPACITY VALUES ARE NET AND REFER TO EVENLY DISTRIBUTED WEIGHTS

ART.	kg	
F CR 110M 00 04	300	125 mm

ART.	kg	
F CR 110M 01 04	300	125 mm

ART.	kg		
F CR 110M 02 04	300	125 mm	key

ACCESSORIES



EXTRA STEEL SHELF

ART.	dim. mm	kg
F CR 1104 00 04	830x610x35 H	100

STEEL PERFORATED PANEL

ART.	dim. mm
F CR 1109 00 04	575x18x655 H

Tool holder perforated panel applicable to both sides of the TROLLEY.

STEEL ROLL HOLDER

ART.	dim. mm	Ø mm
F CR 1006 00 01	245x88x150 H	130
F CR 1007 00 01	285x155x200 H	240

Paper roll not included

SPRAY CAN HOLDER

ART.	dim. mm
F CR 1108 00 04	575x75x167 H

capacity 8 spray cans

EXAMPLE OF VISUAL BOX USE

VISUAL BOX HOLDER TROLLEY

ART.	dim. mm
F PG 0430 00 01	600x28x650 H
F PG 0410 00 01	600x28x300 H

kg CAPACITY

Fami Storage Systems

COMBI CE

H 915 mm

ART. F CE B105 03 04
Trolley with 2 braked swivel castors and Ø125 mm standard rubber fixed wheels

METAL COLOURS

BLUE RAL 5012 .04

GREY RAL 7035 .08

SUPPLIED DISASSEMBLED AS STANDARD

2 standard rubber fixed wheels Ø 200 mm
1 standard rubber swivel wheels with brake Ø 200 mm
1 standard rubber swivel wheels Ø 200 mm

KEY

TROLLEY CAPACITY

Ø WHEELS

CABINET CLOSURE

! ALL INDICATED LOAD CAPACITY VALUES ARE NET AND REFER TO EVENLY DISTRIBUTED WEIGHTS

ART.	dim. mm	kg	
F CE P105 04 04	1135x700x1000 h	500	200 mm
F CE P255 04 04	1420x825x1000 h	500	200 mm

TROLLEY WITHOUT WHEELS

F CE 0105 04 04	1135x700x758 h	-	-
F CE 0255 04 04	1420x825x758 h	-	-

SUITABLE FOR WHEELS Ø160-200 mm
Steel base

ART.	dim. mm	kg	
F CE P106 03 04	1135x700x1000 h	500	200 mm
F CE P256 03 04	1420x825x1000 h	500	200 mm

TROLLEY WITHOUT WHEELS

F CE 0106 03 04	1135x700x758 h	-	-
F CE 0256 03 04	1420x825x758 h	-	-

SUITABLE FOR WHEELS Ø160-200 mm
Wooden base

ART.	dim. mm	kg	
F CE P105 03 04	1135x700x1000 h	500	200 mm
F CE P255 03 04	1420x825x1000 h	500	200 mm

TROLLEY WITHOUT WHEELS

F CE 0105 03 04	1135x700x758 h	-	-

SUITABLE FOR WHEELS Ø160-200 mm
Steel base

ART.	dim. mm	kg	
F CE P105 12 04	1200x700x1000 h	500	200 mm
F CE P255 12 04	1485x825x1000 h	500	200 mm

TROLLEY WITHOUT WHEELS

F CE 0105 12 04	1200x700x758 h	-	-
F CE 0255 12 04	1485x825x758 h	-	-

SUITABLE FOR WHEELS Ø160-200 mm
Steel base

COMBI CE

ART.	dim. mm	kg	
F CE P105 24 04	1095x715x1135 h	500	200 mm

TROLLEY WITHOUT WHEELS

F CE 0105 24 04	1095x715x893 h	-	-

SUITABLE FOR WHEELS Ø160-200 mm
Steel base

ART.	dim. mm	kg	
F CE P105 23 04	1063x700x1080 h	500	200 mm

TROLLEY WITHOUT WHEELS

F CE 0105 23 04	1063x700x838 h	-	-

SUITABLE FOR WHEELS Ø160-200 mm
Steel base

ART.	dim. mm	kg	
F CE P105 06 04	1200x700x1000 h	500	200 mm
F CE P255 06 04	1485x825x1000 h	500	200 mm

TROLLEY WITHOUT WHEELS

F CE 0105 06 04	1200x700x758 h	-	-
F CE 0255 06 04	1485x825x758 h	-	-

SUITABLE FOR WHEELS Ø160-200 mm
Steel base

ART.	dim. mm	kg	
F CE P105 07 04	1200x700x1000 h	500	200 mm
F CE P255 07 04	1485x825x1000 h	500	200 mm

TROLLEY WITHOUT WHEELS

F CE 0105 07 04	1200x700x758 h	-	-
F CE 0255 07 04	1485x825x758 h	-	-

SUITABLE FOR WHEELS Ø160-200 mm
Steel base

kg CAPACITY WHEELS CLOSING

ART.	dim. mm	kg	
F CE P105 20 04	1095x700x1000 h	500	200 mm
F CE P255 20 04	1380x825x1000 h	500	200 mm

TROLLEY WITHOUT WHEELS

F CE 0105 20 04	1095x700x758 h	-	-
F CE 0255 20 04	1380x825x758 h	-	-

SUITABLE FOR WHEELS Ø160-200 mm
Steel base

ART.	dim. mm	kg	
F CE P106 20 04	1095x700x1000 h	500	200 mm
F CE P256 20 04	1380x825x1000 h	500	200 mm

TROLLEY WITHOUT WHEELS

F CE 0106 20 04	1095x700x758 h	-	-
F CE 0256 20 04	1380x825x758 h	-	-

SUITABLE FOR WHEELS Ø160-200 mm
Wooden base

ART.	kg		
F CE P105 21 04	500	200 mm	key

TROLLEY WITHOUT WHEELS

F CE 0105 21 04	-	-	key

Dim. mm 1095x700x758 h
SUITABLE FOR WHEELS Ø160-200 mm
Steel base

ART.	kg		
F CE P106 21 04	500	200 mm	key

TROLLEY WITHOUT WHEELS

F CE 0106 21 04	-	-	key

Dim. mm 1095x700x758 h
SUITABLE FOR WHEELS Ø160-200 mm
Wooden base

COMBI CE

SMOOTH RUBBER

ART.	dim. mm	for trolleys mm
F CE 0595 00 07	1065x700x2 H	700
F CE 0600 00 07	1345x825x2 H	825

STEEL CONTAINMENT STRIPS

ART.	dim. mm	for trolleys mm
F CE 0925 00 04	663x38x100 H	700
F CE 0930 00 04	788x38x100 H	825

DIN SIZE A4 CLIPBOARD

ART.	paperwork clipboard
F CE 0980 00 99	horizontal, wood
F CE 0985 00 99	vertical, wood



STANDARD RUBBER SWIVEL WHEEL WITH BRAKE

ART.	Ø mm	C mm	Trolley load capacity kg
C RG DAC15 200	200	240	500

STANDARD RUBBER SWIVEL WHEEL WITHOUT BRAKE

ART.	Ø mm	C mm	Trolley load capacity kg
C RG CAC15 200	200	240	500

STANDARD RUBBER FIXED WHEEL

ART.	Ø mm	C mm	Trolley load capacity kg
C RG BAC15 200	200	240	500

ELASTIC RUBBER SWIVEL WHEEL WITH BRAKE

ART.	Ø mm	C mm	Trolley load capacity kg
C RG DCE15 160	160	200	500

ELASTIC RUBBER FIXED WHEEL

ART.	Ø mm	C mm	Trolley load capacity kg
C RG BCE15 160	160	200	500

POLYURETHANE SWIVEL WHEEL WITH BRAKE

ART.	Ø mm	C mm	Trolley load capacity kg
C RN DDD44 160	160	200	500

POLYURETHANE FIXED WHEEL

ART.	Ø mm	C mm	Trolley load capacity kg
C RN BDD44 160	160	200	500

NON-MARKING RUBBER SWIVEL WHEEL WITH BRAKE

ART.	Ø mm	C mm	Trolley load capacity kg
C RG DPH25 160	160	200	500

NON-MARKING RUBBER FIXED WHEEL

ART.	Ø mm	C mm	Trolley load capacity kg
C RG BPH25 160	160	200	500

NYLON SWIVEL WITH BRAKE

ART.	Ø mm	C mm	Trolley load capacity kg
C RN DAD04 160	160	200	500

NYLON FIXED WHEEL

ART.	Ø mm	C mm	Trolley load capacity kg
C RN BAD04 160	160	200	500

COMBI 945x525 mm

H 1045 mm

- ART. F CF H005 03 04

H 1435 mm

- ART. F CL H005 04 04

METAL COLOURS

BLUE RAL 5012 .04

GREY RAL 7035 .08

SUPPLIED DISASSEMBLED AS STANDARD

2 standard rubber fixed wheels Ø 150 mm
1 standard rubber swivel wheels with brake Ø 150 mm
1 standard rubber swivel wheels Ø 150 mm

Extra steel shelf
Dimensions mm 799x510x30 h

Extra wooden shelf
Dimensions mm795x500x20 h

KEY

kg TROLLEY CAPACITY

Ø WHEELS

! ALL INDICATED LOAD CAPACITY VALUES ARE NET AND REFER TO EVENLY DISTRIBUTED WEIGHTS

ART.		kg	
F CF H005 03 04		250	150 mm

ART.		kg	
F CF H005 08 04		250	150 mm

ART.		kg	
F CF H005 07 04		250	150 mm

ART.		kg	
F CF H006 08 04		250	150 mm

ART.		kg	
F CF H006 03 04		250	150 mm

ART.		kg	
F CF H006 04 04		250	150 mm

2 standard rubber fixed wheels Ø 150 mm
1 standard rubber swivel wheels with brake Ø 150 mm
1 standard rubber swivel wheels Ø 150 mm

COMBI

ART.	kg	
F CL H006 06 04	250	150 mm

ART.	kg	
F CL H006 04 04	250	150 mm

ART.	kg	
F CL H006 10 04	250	150 mm

ART.	kg	
● F CL H005 04 04	250	150 mm

ART.	kg	
F CL H005 05 04	250	150 mm

ART.	kg	
F CL H005 03 04	250	150 mm

removable mesh wall panel

2 standard rubber fixed wheels Ø 150 mm
1 standard rubber swivel wheels with brake Ø 150 mm
1 standard rubber swivel wheels Ø 150 mm

kg CAPACITY WHEELS

COMBI 945x525 mm

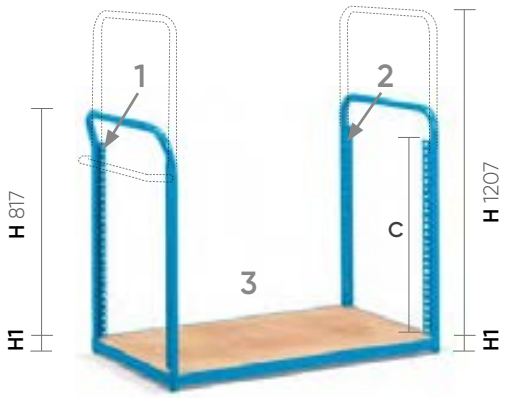



H = 817/ 1207

H1 = 43 mm

C = 685/1100

SIDE FRAME WITH HANDLE

ART.	dim. mm	ref.
F CF 0605 00 04	521x70x870 H	1
F CL 0605 00 04	521x105x1260 H	1

SIDE FRAME

ART.	dim. mm	ref.
F CF 0615 00 04	521x30x875 H	2
F CL 0615 00 04	521x30x1260 H	2

BASE WITH WOODEN PLATE

ART.	dim. mm	ref.
F CE G006 00 04	865x525x56 H	3

BASE WITH STEEL PLATE

ART.	dim. mm	ref.
F CE G005 00 04	865x525x56 H	4

EXTRA STEEL WORKTOP

ART.	dim. mm	kg
F CF 0510 00 04	799x510x30 H	100

ART. F CF 0590 00 07
SMOOTH RUBBER FOR SHELVES
Black colour
Abm. mm 799x510x2 H

BOX STOPPER STEEL EDGES

ART.	dim. mm	suitable for
F CF 0900 00 99	795x10x60 H	steel worktop
F CF 0901 00 99	795x10x60 H	wooden shelf
F CF 0902 00 99	795x10x60 H	steel and wooden bases

The article F CF 0902 00 99 may not be ordered separately from the base

EXTRA WOODEN SHELF

ART.	dim. mm	kg
F CF 0560 00 04	795x500x20 H	100

EXTRA WOODEN TRAY

ART.	dim. mm	kg
F CF 0800 00 04	795x510x65 H	100

Internal dimensions mm 755x470x45 H

kg CAPACITY

MESHES FOR FRONTS

ART.	dim. mm
F CF 0625 00 04	384x680 H
F CL 0625 00 04	384x1095 H

Mesh hole mm 50x100

Supplied as 1 piece with 4 spring clips

RETI PER FIANCATE

ART.	dim. mm
F CF 0700 00 04 *	800x680 H
F CL 0700 00 04 **	800x1095 H

Mesh hole mm 50x100

*Supplied as 1 piece with 4 screw-on brackets

** Supplied as 2 pieces with 8 screw-on brackets

STANDARD RUBBER SWIVEL WHEEL WITH BRAKE

ART.	Ø mm	C mm	Trolley load capacity kg
C RG DAC11 100	100	128	175
C RG DAC12 125	125	155	250
C RG DAC13 150	150	180	250

STANDARD RUBBER FIXED WHEEL

ART.	Ø mm	C mm	Trolley load capacity kg
C RG BAC11 100	100	128	175
C RG BAC12 125	125	155	250
C RG BAC13 150	150	180	250

STANDARD RUBBER SWIVEL WHEEL WITHOUT BRAKE

ART.	Ø mm	C mm	Trolley load capacity kg
C RG CAC11 100	100	128	175
C RG CAC12 125	125	155	250
C RG CAC13 150	150	180	250

NON-MARKING RUBBER SWIVEL WHEEL WITH BRAKE

ART.	Ø mm	C mm	Trolley load capacity kg
C RG DPH22 125	125	155	250

NON-MARKING RUBBER FIXED WHEEL

ART.	Ø mm	Cmm	trolley load capacity kg
C RG BPH22 125	125	155	250

ELASTIC RUBBER SWIVEL WHEEL WITH BRAKE

ART.	Ø mm	C mm	Trolley load capacity kg
C RG DCE15 125	125	155	250

ELASTIC RUBBER FIXED WHEEL

ART.	Ø mm	C mm	Trolley load capacity kg
C RG BCE15 125	125	155	250

POLYURETHANE SWIVEL WHEEL WITH BRAKE

ART.	Ø mm	C mm	Trolley load capacity kg
C RN DDD31 125	125	155	250

POLYURETHANE FIXED WHEEL

ART.	Ø mm	C mm	Trolley load capacity kg
C RN BDD31 125	125	155	250



NYLON SWIVEL WHEEL WITH BRAKE

ART.	Ø mm	C mm	Trolley load capacity kg
C RN DAD10 100	100	128	250
C RN DAD11 125	125	155	250

NYLON FIXED WHEEL

ART.	Ø mm	C mm	Trolley load capacity kg
C RN BAD10 100	100	128	250
C RN BAD11 125	125	155	250

COMBI 1135x625 mm

H 1045 mm

- ART. F CF H055 08 04

H 1535 mm

- ART. F CL H056 07 04

METAL COLOURS

BLUE RAL 5012 .04

GREY RAL 7035 .08

SUPPLIED DISASSEMBLED AS STANDARD

2 standard rubber fixed wheels Ø 150 mm
1 standard rubber swivel wheels with brake Ø 150 mm
1 standard rubber swivel wheels Ø 150 mm

Extra steel shelf
Dimensions mm 999x610x30 h

Extra wooden shelf
Dimensions mm995x600x20 h

KEY

kg TROLLEY CAPACITY

Ø WHEELS

! ALL INDICATED LOAD CAPACITY VALUES ARE NET AND REFER TO EVENLY DISTRIBUTED WEIGHTS

ART.	kg	
F CF H055 03 04	250	150 mm

ART.	kg	
F CF H055 08 04	250	150 mm

ART.	kg	
F CF H055 07 04	250	150 mm

ART.	kg	
F CF H056 12 04	250	150 mm

ART.	kg	
F CF H056 03 04	250	150 mm

ART.	kg	
F CF H056 06 04	250	150 mm

2 standard rubber fixed wheels Ø 150 mm
1 standard rubber swivel wheels with brake Ø 150 mm
1 standard rubber swivel wheels Ø 150 mm

COMBI

ART.	kg	
F CL H056 04 04	250	150 mm

ART.	kg	
F CL H056 06 04	250	150 mm

ART.	kg	
F CL H056 07 04	250	150 mm

ART.	kg	
F CL H055 04 04	250	150 mm

ART.	kg	
F CL H055 05 04	250	150 mm

ART.	kg	
F CL H055 03 04	250	150 mm

removable mesh wall panel

2 standard rubber fixed wheels Ø 150 mm
1 standard rubber swivel wheels with brake Ø 150 mm
1 standard rubber swivel wheels Ø 150 mm

kg CAPACITY WHEELS

COMBI 1135x625 mm

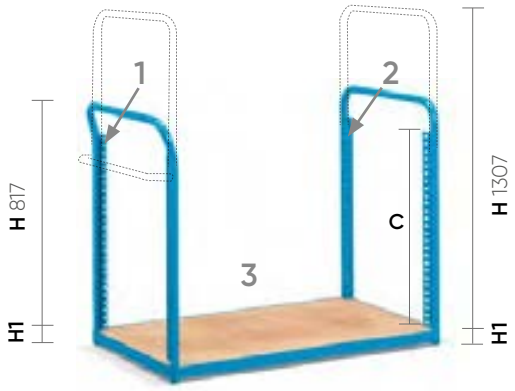



H = 817/ 1307

H1 = 43 mm

C = 685/1200

SIDE FRAME WITH HANDLE

ART.	dim. mm	ref.
F CF 0610 00 04	621x70x870 H	1
F CL 0610 00 04	621x105x1360 H	1

SIDE FRAME

ART.	dim. mm	ref.
F CF 0620 00 04	621x30x875 H	2
F CL 0620 00 04	621x30x1360 H	2

BASE WITH WOODEN PLATE

ART.	dim. mm	ref.
F CE G056 00 04	1065x625x56 H	3

BASE WITH STEEL PLATE

ART.	dim. mm	ref.
F CE G055 00 04	1065x625x56 H	4

EXTRA STEEL WORKTOP

ART.	dim. mm	kg
F CF 0530 00 04	999x610x30 H	100

ART. F CF 0600 00 07
SMOOTH RUBBER FOR SHELVES
Black colour
Dim. mm 999x610x2 H

BOX STOPPER STEEL EDGES

ART.	dim. mm	suitable for
F CF 0905 00 99	995x10x60 H	steel worktop
F CF 0906 00 99	995x10x60 H	wooden shelf
F CF 0907 00 99	995x10x60 H	steel and wooden bases

The article F CF 0907 00 99 may not be ordered separately from the base

EXTRA WOODEN SHELF

ART.	dim. mm	kg
F CF 0580 00 04	995x600x20 H	100

EXTRA WOODEN TRAY

ART.	dim. mm	kg
F CF 0810 00 04	995x610x65 H	100

Internal dimensions mm 960x580x45 H

kg CAPACITY

1135x625 mm

MESHES FOR FRONTS

ART.	dim. mm
F CF 0630 00 04	484x680 H
F CL 0630 00 04	484x1200 H

Mesh hole mm 50x100

Supplied as 1 piece with 4 spring clips

MESHES FOR SIDES

ART.	dim. mm
F CF 0705 00 04 *	1000x680 H
F CL 0705 00 04 **	1000x1200 H

Mesh hole mm 50x100

*Supplied as 1 piece with 4 screw-on brackets

** Supplied as 2 pieces with 8 screw-on brackets

FORK LIFT BASE

ART.	dim. mm
F CF 0965 00 04	238x615x70 H

STANDARD RUBBER SWIVEL WHEEL WITH BRAKE

ART.	Ø mm	C mm	Trolley load capacity kg
C RG DAC11 100	100	128	175
C RG DAC12 125	125	155	250
C RG DAC13 150	150	180	250

STANDARD RUBBER SWIVEL WHEEL WITHOUT BRAKE

ART.	Ø mm	C mm	Trolley load capacity kg
C RG CAC11 100	100	128	175
C RG CAC12 125	125	155	250
C RG CAC13 150	150	180	250

STANDARD RUBBER FIXED WHEEL

ART.	Ø mm	C mm	Trolley load capacity kg
C RG BAC11 100	100	128	175
C RG BAC12 125	125	155	250
C RG BAC13 150	150	180	250

NON-MARKING RUBBER SWIVEL WHEEL WITH BRAKE

ART.	Ø mm	C mm	Trolley load capacity kg
C RG DPH22 125	125	155	250

NON-MARKING RUBBER FIXED WHEEL

ART.	Ø mm	Cmm	Trolley load capacity kg
C RG BPH22 125	125	155	250

ELASTIC RUBBER SWIVEL WHEEL WITH BRAKE

ART.	Ø mm	C mm	Trolley load capacity kg
C RG DCE15 125	125	155	250

ELASTIC RUBBER FIXED WHEEL

ART.	Ø mm	C mm	Trolley load capacity kg
C RG BCE15 125	125	155	250

POLYURETHANE SWIVEL WHEEL WITH BRAKE

ART.	Ø mm	C mm	Trolley load capacity kg
C RN DDD31 125	125	155	250

POLYURETHANE FIXED WHEEL

ART.	Ø mm	C mm	Trolley load capacity kg
C RN BDD31 125	125	155	250



NYLON SWIVEL WHEEL WITH BRAKE

ART.	Ø mm	C mm	Trolley load capacity kg
C RN DAD10 100	100	128	250
C RN DAD11 125	125	155	250

NYLON FIXED WHEEL

ART.	Ø mm	C mm	Trolley load capacity kg
C RN BAD10 100	100	128	250
C RN BAD11 125	125	155	250

COMBI 1425x825 mm

H 1200 mm

- ART. F CI P255 04 04

H 1800 mm

- ART. F CK P256 06 04

METAL COLOURS

BLUE RAL 5012 .04

GREY RAL 7035 .08

SUPPLIED DISASSEMBLED AS STANDARD

2 standard rubber fixed wheels Ø 200 mm
1 standard rubber swivel wheels with brake Ø 200 mm
1 standard rubber swivel wheels Ø 200 mm

Extra wooden shelf
Dimensions mm1280x800x20 h

KEY

TROLLEY CAPACITY

Ø WHEELS

! ALL INDICATED LOAD CAPACITY VALUES ARE NET AND REFER TO EVENLY DISTRIBUTED WEIGHTS

DEPTH 845 mm

ART.		kg	
F CI P255 04 04		500	200 mm

removable mesh wall panel

DEPTH 845 mm

ART.		kg	
F CI P256 04 04		500	200 mm

removable mesh wall panel

ART.		kg	
F CI P256 06 04		500	200 mm

ART.		kg	
F CI P256 05 04		500	200 mm

ART.		kg	
F CI P255 03 04		500	200 mm

ART.		kg	
F CI P255 06 04		500	200 mm

2 standard rubber fixed wheels Ø 200 mm
1 standard rubber swivel wheels with brake Ø 200 mm
1 standard rubber swivel wheels Ø 200 mm

COMBI

DEPTH 845 mm

ART.	kg	
F CK P256 04 04	500	200 mm

removable mesh wall panel

DEPTH 845 mm

ART.	kg	
F CK P255 04 04	500	200 mm

removable mesh wall panel

ART.	kg	
F CK P256 03 04	500	200 mm

ART.	kg	
F CK P256 06 04	500	200 mm

ART.	kg	
F CK P255 05 04	500	200 mm

ART.	kg	
F CK P255 07 04	500	200 mm

2 standard rubber fixed wheels Ø 200 mm
1 standard rubber swivel wheels with brake Ø 200 mm
1 standard rubber swivel wheels Ø 200 mm

kg CAPACITY WHEELS

COMBI 1425x825 mm

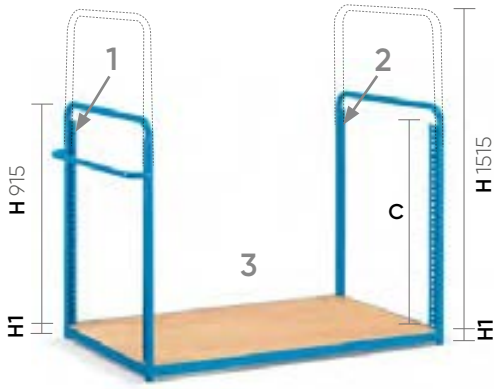

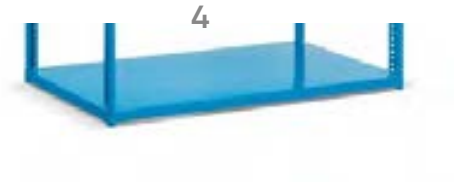

H = 915/ 1515

H1 = 43 mm

C = 850/1435

SIDE FRAME WITH HANDLE

ART.	dim. mm	ref.
F CI 0605 00 04	821x105x970 H	1
F CK 0605 00 04	821x105x1570 H	1

SIDE FRAME

ART.	dim. mm	ref.
F CI 0615 00 04	821x30x970 H	2
F CK 0615 00 04	821x30x1570 H	2

BASE WITH WOODEN PLATE

ART.	dim. mm	ref.
F CE N256 00 04	1345x825x56 H	3

BASE WITH STEEL PLATE

ART.	dim. mm	ref.
F CE N255 00 04	1345x825x56 H	4

EXTRA WOODEN SHELF

ART.	dim. mm	kg
F CI 0560 00 04	1280x800x20 H	100

BOX STOPPER STEEL EDGES

ART.	dim. mm	suitable for
F CG 0911 00 99	1275x10x60 H	wooden shelf
F CG 0912 00 99	1275x10x60 H	steel and wooden bases

The article F CG 0912 00 99 may not be ordered separately from the base

FORK LIFT BASE

ART.	dim. mm
F CI 0960 00 04	238x815x70 H



kg CAPACITY

MESHES FOR FRONTS

ART.	dim. mm
F CI 0625 00 04	684x810 H
F CK 0625 00 04	684x1405 H

Mesh hole mm 100x100

Supplied as 1 piece with 4 spring clips

MESHES FOR SIDES

ART.	dim. mm
F CI 0700 00 04 *	1280x810 H
F CK 0700 00 04 **	1280x1405 H

Mesh hole mm 100x100

*Supplied as 1 piece with 4 screw-on brackets

** Supplied as 2 pieces with 8 screw-on brackets

STANDARD RUBBER SWIVEL WHEEL WITH BRAKE

ART.	Ø mm	C mm	Trolley load capacity kg
C RG DAC15 200	200	240	500

STANDARD RUBBER SWIVEL WHEEL WITHOUT BRAKE

ART.	Ø mm	C mm	Trolley load capacity kg
C RG CAC15 200	200	240	500

STANDARD RUBBER FIXED WHEEL

ART.	Ø mm	C mm	Trolley load capacity kg
C RG BAC15 200	200	240	500

ELASTIC RUBBER SWIVEL WHEEL WITH BRAKE

ART.	Ø mm	C mm	Trolley load capacity kg
C RG DCE15 160	160	200	500

ELASTIC RUBBER FIXED WHEEL

ART.	Ø mm	C mm	Trolley load capacity kg
C RG BCE15 160	160	200	500

POLYURETHANE SWIVEL WHEEL WITH BRAKE

ART.	Ø mm	C mm	Trolley load capacity kg
C RN DDD44 160	160	200	500

POLYURETHANE FIXED WHEEL

ART.	Ø mm	C mm	Trolley load capacity kg
C RN BDD44 160	160	200	500

NON-MARKING RUBBER SWIVEL WHEEL WITH BRAKE

ART.	Ø mm	C mm	Trolley load capacity kg
C RG DPH25 160	160	200	500

NON-MARKING RUBBER FIXED WHEEL

ART.	Ø mm	C mm	Trolley load capacity kg
C RG BPH25 160	160	200	500

NYLON SWIVEL WHEEL WITH BRAKE

ART.	Ø mm	C mm	Trolley load capacity kg
C RN DAD04 160	160	200	500

NYLON FIXED WHEEL

ART.	Ø mm	C mm	Trolley load capacity kg
C RN BAD04 160	160	200	500

COMBI 1425x525 mm

H 1490 mm

• ART. F CG P155 05 04

METAL COLOURS

BLUE RAL 5012 .04

GREY RAL 7035 .08

SUPPLIED DISASSEMBLED AS STANDARD

2 standard rubber fixed wheels Ø 00 mm
1 standard rubber swivel wheels with brake Ø 200 mm
1 standard rubber swivel wheels Ø 200 mm

Extra steel shelf
Dimensions mm 1280x510x30 h

Extra wooden shelf
Dimensions mm1260x500x12 h

KEY

kg TROLLEY CAPACITY

Ø WHEELS

! ALL INDICATED LOAD CAPACITY VALUES ARE NET AND REFER TO EVENLY DISTRIBUTED WEIGHTS

ART.		kg	
F CG P156 10 04		500	200 mm

ART.		kg	
F CG P155 05 04		500	200 mm

ART.		kg	
F CG P156 05 04		500	200 mm

ART.		kg	
F CG P155 07 04		500	200 mm

ART.		kg	
F CG P156 13 04		500	200 mm

CONTAINERS NOT INCLUDED
1 galvanised rear edge strip on base shelf
TROLLEY WITH CONTAINERS ART. **F CG P156 19 04**
20 yellow containers PICKING BOX **mes. 4** art. FAXPBC004B05105

ART.		kg	
F CG P155 04 04		500	200 mm

removable mesh wall panel

2 standard rubber fixed wheels Ø 200 mm
1 standard rubber swivel wheels with brake Ø 200 mm
1 standard rubber swivel wheels Ø 200 mm

COMBI 1425x525 mm

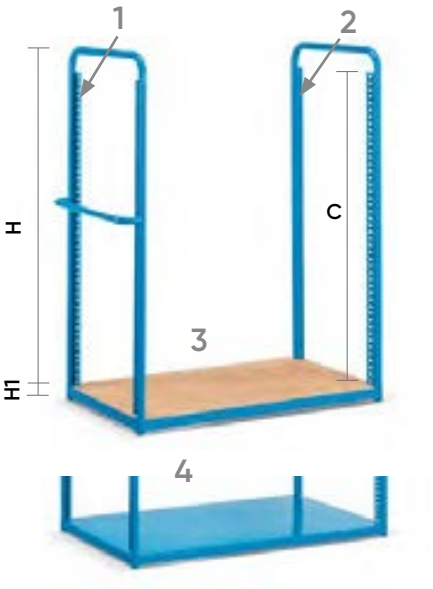

H = 1205 mm

H1 = 43 mm

C = 1100 mm

SIDE FRAME WITH HANDLE

ART.	dim. mm	ref.
F CL 0605 00 04	521x105x1260 H	1

SIDE FRAME

ART.	dim. mm	ref.
F CL 0615 00 04	521x30x1260 H	2

BASE WITH WOODEN PLATE

ART.	dim. mm	ref.
F CE N156 00 04	1345x525x56 H	3

BASE WITH STEEL PLATE

ART.	dim. mm	ref.
F CE N155 00 04	1345x525x56 H	4

EXTRA STEEL WORKTOP

ART.	dim. mm	kg
F CG 0510 00 04	1280x510x30 H	100

ART. F CG 0590 00 07
SMOOTH RUBBER FOR SHELVES
Black colour
Abm. mm 1280x510x2 H

BOX STOPPER STEEL EDGES

ART.	dim. mm	suitable for
F CG 0910 00 99	1275x10x60 H	steel worktop
F CG 0912 00 99	1275x10x60 H	steel and wooden bases

The article F CG 0912 00 99 may not be ordered separately from the base

EXTRA WOODEN SHELF

ART.	dim. mm	kg
F CG 0560 00 04	1260x500x12 H	100

FORK LIFT BASE

ART.	dim. mm
F CF 0960 00 04	238x515x70 H

kg CAPACITY

MESHES FOR FRONTS

ART.	dim. mm
F CL 0625 00 04	384x1095 H

mesh hole mm 50x100

Supplied as 1 piece with 4 spring clips

MESHES FOR SIDES

ART.	dim. mm
F CG 0700 00 04 *	1280x1095 H

mesh hole mm 50x100

*Supplied as 2 pieces with 8 screw-on brackets

STANDARD RUBBER SWIVEL WHEEL WITH BRAKE

ART.	Ø mm	C mm	Trolley load capacity kg
C RG DAC15 200	200	240	500

STANDARD RUBBER SWIVEL WHEEL WITHOUT BRAKE

ART.	Ø mm	C mm	Trolley load capacity kg
C RG CAC15 200	200	240	500

STANDARD RUBBER FIXED WHEEL

ART.	Ø mm	C mm	Trolley load capacity kg
C RG BAC15 200	200	240	500

ELASTIC RUBBER SWIVEL WHEEL WITH BRAKE

ART.	Ø mm	C mm	Trolley load capacity kg
C RG DCE15 160	160	200	500

ELASTIC RUBBER FIXED WHEEL

ART.	Ø mm	C mm	Trolley load capacity kg
C RG BCE15 160	160	200	500

POLYURETHANE SWIVEL WHEEL WITH BRAKE

ART.	Ø mm	C mm	Trolley load capacity kg
C RN DDD44 160	160	200	500

POLYURETHANE FIXED WHEEL

ART.	Ø mm	C mm	Trolley load capacity kg
C RN BDD44 160	160	200	500

NON-MARKING RUBBER SWIVEL WHEEL WITH BRAKE

ART.	Ø mm	C mm	Trolley load capacity kg
C RG DPH25 160	160	200	500

NON-MARKING RUBBER FIXED WHEEL

ART.	Ø mm	C mm	Trolley load capacity kg
C RG BPH25 160	160	200	500

NYLON SWIVEL WHEEL WITH BRAKE

ART.	Ø mm	C mm	Trolley load capacity kg
C RN DAD04 160	160	200	500

NYLON FIXED WHEEL

ART.	Ø mm	C mm	Trolley load capacity kg
C RN BAD04 160	160	200	500

COMBI 1425x625 mm

H 1590 mm

• ART. F CH P205 05 04

METAL COLOURS

BLUE RAL 5012 .04

GREY RAL 7035 .08

SUPPLIED DISASSEMBLED AS STANDARD

2 standard rubber fixed wheels Ø 200 mm
1 standard rubber swivel wheels with brake Ø 200 mm
1 standard rubber swivel wheels Ø 200 mm

Extra steel shelf
Dimensions mm 1280x610x30 h

Extra wooden shelf
Dimensions mm1260x600x12 h

KEY

kg TROLLEY CAPACITY

Ø WHEELS

! ALL INDICATED LOAD CAPACITY VALUES ARE NET AND REFER TO EVENLY DISTRIBUTED WEIGHTS

ART.	kg	
F CH P205 07 04	500	200 mm

ART.	kg	
F CH P206 11 04	500	200 mm

ART.	kg	
F CH P206 09 04	500	200 mm

ART.	kg	
F CH P205 05 04	500	200 mm

ART.	kg	
F CH P206 12 04	500	200 mm

CONTAINERS NOT INCLUDED

1 galvanised rear edge strip on base shelf

TROLLEY WITH CONTAINERS ART. **F CH P206 14 04**

12 grey containers EURO BOX art. FAXEB6417A05101

ART.	kg	
F CH P206 15 04	500	200 mm

CONTAINERS NOT INCLUDED

1 galvanised rear edge strip on base shelf

TROLLEY WITH CONTAINERS ART. **F CH P206 16 04**

9 grey containers EURO BOX art. FAXEB6422A05101

2 standard rubber fixed wheels Ø 200 mm
1 standard rubber swivel wheels with brake Ø 200 mm
1 standard rubber swivel wheels Ø 200 mm

COMBI 1425x625 mm

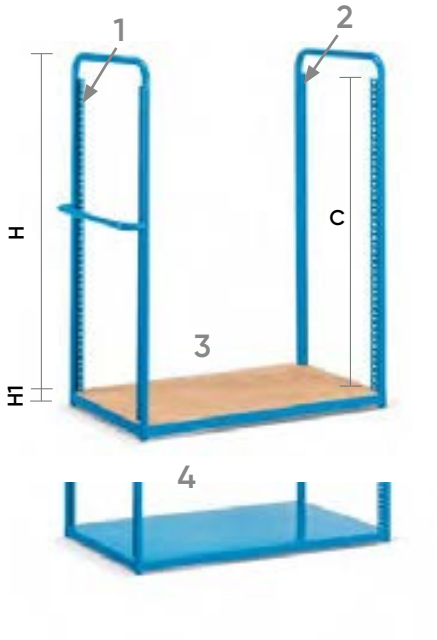

H = 1305 mm

H1 = 43 mm

C = 1200 mm

SIDE FRAME WITH HANDLE

ART.	dim. mm	ref.
F CL 0610 00 04	621x105x1360 H	1

SIDE FRAME

ART.	dim. mm	ref.
F CL 0620 00 04	621x30x1360 H	2

BASE WITH WOODEN PLATE

ART.	dim. mm	ref.
F CE N206 00 04	1345x625x56 H	3

BASE WITH STEEL PLATE

ART.	dim. mm	ref.
F CE N205 00 04	1345x625x56 H	4

EXTRA STEEL WORKTOP

ART.	dim. mm	kg
F CH 0510 00 04	1280x610x30 H	100

ART. F CH 0590 00 07
SMOOTH RUBBER FOR SHELVES
Black colour
Abm. mm 1280x610x2 H

BOX STOPPER STEEL EDGES

ART.	dim. mm	suitable for
F CG 0910 00 99	1275x10x60 H	steel worktop
F CG 0912 00 99	1275x10x60 H	steel and wooden bases

The article F CG 0912 00 99 may not be ordered separately from the base

EXTRA WOODEN SHELF

ART.	dim. mm	kg
F CH 0560 00 04	1260x600x12 H	100

FORK LIFT BASE

ART.	dim. mm
F CF 0965 00 04	238x615x70 H

kg CAPACITY

MESHES FOR FRONTS

ART.	dim. mm
F CL 0630 00 04	484x1200 H

Mesh hole mm 50x100

Supplied as 1 piece with 4 spring clips

MESHES FOR SIDES

ART.	dim. mm
F CH 0700 00 04 *	1280x1200 H

Mesh hole mm 50x100

*Supplied as 2 pieces with 8 screw-on brackets

STANDARD RUBBER SWIVEL WHEEL WITH BRAKE

ART.	Ø mm	C mm	Trolley load capacity kg
C RG DAC15 200	200	240	500

C

STANDARD RUBBER SWIVEL WHEEL WITHOUT BRAKE

ART.	Ø mm	C mm	Trolley load capacity kg
C RG CAC15 200	200	240	500

C

STANDARD RUBBER FIXED WHEEL

ART.	Ø mm	C mm	Trolley load capacity kg
C RG BAC15 200	200	240	500

C

ELASTIC RUBBER SWIVEL WHEEL WITH BRAKE

ART.	Ø mm	C mm	Trolley load capacity kg
C RG DCE15 160	160	200	500

C

ELASTIC RUBBER FIXED WHEEL

ART.	Ø mm	C mm	Trolley load capacity kg
C RG BCE15 160	160	200	500

C

POLYURETHANE SWIVEL WHEEL WITH BRAKE

ART.	Ø mm	C mm	Trolley load capacity kg
C RN DDD44 160	160	200	500

C

POLYURETHANE FIXED WHEEL

ART.	Ø mm	C mm	Trolley load capacity kg
C RN BDD44 160	160	200	500

C

NON-MARKING RUBBER SWIVEL WHEEL WITH BRAKE

ART.	Ø mm	C mm	Trolley load capacity kg
C RG DPH25 160	160	200	500

C

NON-MARKING RUBBER FIXED WHEEL

ART.	Ø mm	C mm	Trolley load capacity kg
C RG BPH25 160	160	200	500

C

NYLON SWIVEL WHEEL WITH BRAKE

ART.	Ø mm	C mm	Trolley load capacity kg
C RN DAD04 160	160	200	500

C

NYLON FIXED WHEEL

ART.	Ø mm	C mm	Trolley load capacity kg
C RN BAD04 160	160	200	500

C

SMART/SLICK

TROLLEYS WITH CONTAINERS

COMBI CR 765x560 mm

H 1030 mm

ART. F CR 0031 02 04

METAL COLOURS

BLUE RAL 5012 .04

GREY RAL 7035 .08

SUPPLIED PRE-ASSEMBLED AS STANDARD

TROLLEYS F CR 0031
2 standard rubber fixed wheels Ø 125 mm
1 standard rubber swivel wheels with brake Ø 125 mm
1 standard rubber swivel wheels Ø 125 mm

TROLLEYS F CR 0021
2 standard rubber swivel wheels Ø 100 mm

KEY

kg TROLLEY CAPACITY

Ø WHEELS

! ALL INDICATED LOAD CAPACITY VALUES ARE NET AND REFER TO EVENLY DISTRIBUTED WEIGHTS

ART.	kg	
F CR 0031 03 04	300	125 mm

Trolley with:
1 red container PICKING BOX **mes. 5** art. FAXPBZ005E05103
1 yellow container PICKING BOX **mes. 5** art. FAXPBZ005E05105

ART.	kg	
F CR 0031 02 04	300	125 mm

Trolley with:
2 red containers PICKING BOX **mes. 4** art. FAXPBC004B05103
2 yellow containers PICKING BOX **mes. 4** art. FAXPBC004B05105

ART.	dim. mm	kg	
F CR 0031 00 04	765x560x1030 H	300	125 mm

TROLLEY WITHOUT WHEELS

F CR 0030 00 04	765x560x875 H	-	-

SUITABLE FOR WHEELS Ø 100/125/150 mm

COMBI CR

STANDARD RUBBER SWIVEL WHEEL WITH BRAKE

ART.	Ø mm	C mm	Trolley load capacity kg
C RG DAC11 100	100	128	150
C RG DAC12 125	125	155	300
C RG DAC13 150	150	180	300

STANDARD RUBBER SWIVEL WHEEL WITHOUT BRAKE

ART.	Ø mm	C mm	Trolley load capacity kg
C RG CAC11 100	100	128	150
C RG CAC12 125	125	155	300
C RG CAC13 150	150	180	300

STANDARD RUBBER FIXED WHEEL

ART.	Ø mm	C mm	Trolley load capacity kg
C RG BAC11 100	100	128	150
C RG BAC12 125	125	155	300
C RG BAC13 150	150	180	300

ELASTIC RUBBER SWIVEL WHEEL WITH BRAKE

ART.	Ø mm	C mm	Trolley load capacity kg
C RG DCE15 125	125	155	300

ELASTIC RUBBER FIXED WHEEL

ART.	Ø mm	C mm	Trolley load capacity kg
C RG BCE15 125	125	155	300

POLYURETHANE SWIVEL WHEEL WITH BRAKE

ART.	Ø mm	C mm	Trolley load capacity kg
C RN DDD31 125	125	155	300

POLYURETHANE FIXED WHEEL

ART.	Ø mm	C mm	Trolley load capacity kg
C RN BDD31 125	125	155	300



NON-MARKING RUBBER SWIVEL WHEEL WITH BRAKE

ART.	Ø mm	C mm	Trolley load capacity kg
C RG DPH22 125	125	155	300

NON-MARKING RUBBER FIXED WHEEL

ART.	Ø mm	C mm	Trolley load capacity kg
C RG BPH22 125	125	155	300

NYLON SWIVEL WHEEL WITH BRAKE

ART.	Ø mm	C mm	Trolley load capacity kg
C RN DAD10 100	100	128	300
C RN DAD11 125	125	155	300

NYLON FIXED WHEEL

ART.	Ø mm	C mm	Trolley load capacity kg
C RN BAD10 100	100	128	300
C RN BAD11 125	125	155	300

ART.	kg	
F CR 0021 03 04	150	100 mm

Trolley with:
1 yellow container PICKING BOX **mes. 4** art. FAXPBC004B05105
1 blue container PICKING BOX **mes. 4** art. FAXPBC004B05104

ART.	kg	
F CR 0021 01 04	150	100 mm

Trolley with:
2 red containers PICKING BOX **mes. 3** art. FAXPBC003B05103
2 yellow containers PICKING BOX **mes. 3** art. FAXPBC003B05105

ART.	kg	
F CR 0021 00 04	150	100 mm

4 standard rubber swivel wheels
without brakes Ø 100 mm

MOBILE SAFETY LADDER

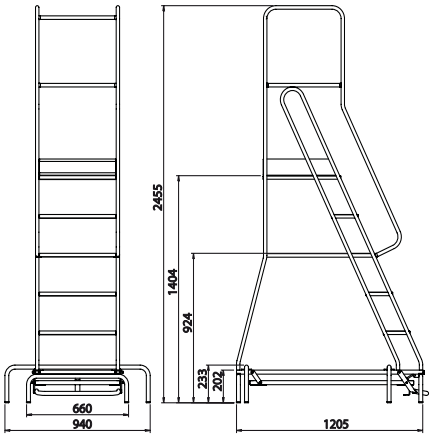

ART.	kg
F CR 0300 00 01	150

Mobile safety ladder
Colour grey RAL 7000

The mobile safety ladder is supplied standard with 4 rubber swivel wheels without brakes.

1. Press down on the first step.

2. the mobile safety ladder lowers to its block position.

3. Press the release pedal.

.. the ladder can now be moved.

ART.	dim. mm
F CR 0800 00 01	200x545x180 H

Upper tray

Fami Storage Systems

EURO BOX

EURO BOX LIGHT

NESTABLE BOX

PICKING BOX

STORAGE BOX

RK BOX

VISUAL BOX

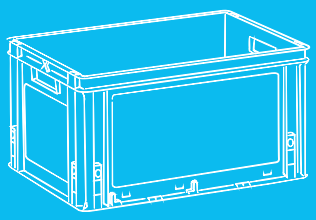

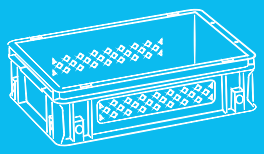

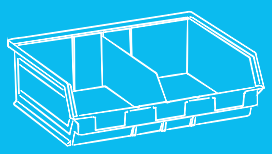

CONTAINERS

OUR RAW MATERIALS

FIRST GRADE POLYPROPYLENE

First grade polypropylene is a non-toxic plastic material highly appreciated and used in the manufacturing and design industries for the production of the most diverse products, as it is odourless, resistant to solvents and acids, washable and sterilisable, resistant to moisture and not hygroscopic. Its chemical and mechanical behaviour make of polypropylene an ideal product to make boxes, crates, bins and other containers, designed for the handling and storage of goods.

PP	51 01	grey polypropylene	PP	51 02	green polypropylene
PP	51 03	red polypropylene	PP	51 04	blue polypropylene
PP	51 05	yellow polypropylene	PP	51 XB	turquoise polypropylene
PP	51 27	signal blue polypropylene	PP	51 IG	sapphire blue polypropylene
PP	59 27	signal blue polypropylene	PP	59 01	grey polypropylene

FOOD SAFE POLYPROPYLENE

Food compliant polypropylene is a material that complies with the current EU legislation that regulates the specifications of packaging and containers intended for contact with foodstuffs. This plastic material is very popular in the food industry - from the preparation and packaging stage all the way to product storage and shipment.

	59 00	white PP - food compliant

Boxes are manufactured in food-approvated plastic compliant with:

1 Italian Ministerial decree of 21 March 1973 and subsequent amendments and additions: Health regulations for packaging, receptacles and utensils intended to come into contact with foodstuffs or personal care products.
2 Italian Presidential Decree no. 777 of 23 August 1982 and subsequent amendments and additions: Implementing Directive 76/893/EEC relating to materials and articles intended to come into contact with foodstuffs.
3 Regulation (EC) no. 1935/2004 of the European Parliament and of the Council of 27 October 2004 on materials and articles intended to come into contact with food and repealing Directives 80/590/EEC and 89/109/EEC.
4 Commission Regulation (EC) No. 2023/2006 of 22 December 2006 on good manufacturing practice for materials and articles intended to come into contact with food.
5 Commission Regulation (EU) No. 10/2011 of 14 January 2011 on plastic materials and articles intended to come into contact with food (replacing and repealing Directive 2002/72/EC).

ECOGREEN POLYPROPYLENE

Ecogreen Polypropylene is an environment-friendly solution as it can give a new lease of life to recycled plastic obtained from waste-to-energy processing of post-consumer plastic.

54 01 grey ecogreen

POLYPROPYLENE **5A**

5A Polypropylene is a composite material obtained by mixing first grade polypropylene with a fraction of polypropylene obtained from selected post-industrial material. This raw material can guarantee high performance.

5A 01 grey regenerated

CONDUCTIVE POLYPROPYLENE - ESD

Conductive polypropylene is a top quality plastic material, perfectly suitable for ensuring protection from electrostatic discharges. Conductive polypropylene boxes can be used to safely store and handle sensitive electronic components.

52 07 black PP - ESD

TECHNICAL SPECIFICATIONS

STANDARD MATERIAL	Polypropylene copolymer (PPC)
ELECTROCONDUCTIVE ADDITIVE	Carbon black
COLOUR	Black
DENSITY, AT 23°C	1.04 g/cm³
VICAT SOFTENING TEMPERATURE	154° C ISO 306
TEMPERATURE OF USE	Permanent: approx. 80-100°C For a short time: approx. 100-120°C
SURFACE RESISTANCE	< 10^4 Ω cm (measured according to CEI EN 61340-2-3 at 20°C with a 5 cm² annular electrode).
SPECIFIC RESISTIVITY	10^4 Ω cm (measured according to CEI EN 61340-2-3 at 20°C with a 5 cm² annular electrode)
AGEING	No conductivity decrease (in 7 years of use) no migration of corrosive substances, excellent resistance to UV radiation.
RESISTANCE TO CHEMICALS	Excellent (according to the PP classification, generally valid)

CONDUCTIVITY SCALE

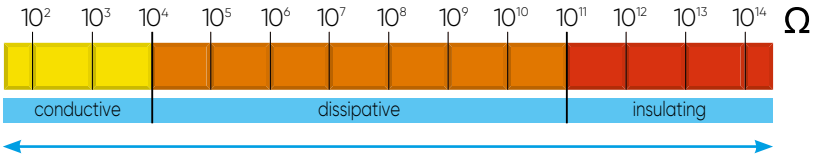

OUR RAW MATERIALS

POLYSTYRENE

Polystyrene is a transparent, hard and bright resin, used for the production of extensible drawers with tilting opening of the Practibox line, for RK dividers and for divider box lids. It is highly transparent, which makes the contents of drawers perfectly visible, and features excellent mechanical strength, making it a durable and reliable product over time.

PS **68 96** transparent polystyrene

ABS

ABS is the result of a successful combination between a resin and an elastomer, and owes its success to the excellent technical properties that characterise it. Outstandingly bright and with better surface aesthetics than other polymers, it is a rigid, resilient plastic material, with a high degree of resistance to scratches and impacts. It is used in the production of Practibox chests of drawers, which can be integrated in racks, in trolleys or fixed directly to walls.

ABS

materials test laboratory

Courtesy of INSTRON ITALY

Our laboratory carries out composition analyses, mechanical, thermal and functional tests on the materials used and on the structure of the boxes and containers that we manufacture. Over the years we have developed considerable problem solving expertise and optimisation of logistics processes, to supply service that is line with our customers' requirements.

production processes

A mixture of various "grains" and colours, heated up to obtain a homogeneous and plastic mixture, is placed inside the mould to acquire the desired shape and become a crate, or a finishing element, or a mechanical part. The process is easy to describe but likely to be affected by a countless variables - knowledgeably and passionately managed by Fami's experts. The presses and moulds, the core elements of our production facilities, are connected to each other through silos, sliding rollers, control stations, as well as technical and commercial input that make up the company's value chain. Before being put on the market, each product is tested and checked so that there are no imperfections; after this test, it is made available to the customer.

www.tor-mec.com
TM
TOR-MEC
CF
CooFarma
Salento
IG
ITALGEAR
FAAC
DEA
electron

CUSTOMISED MARKING

STEEL INSERT INTEGRATED INTO THE MOULD

for the production of boxes with embossed logos

HOT MARKING WITH 3 PRINTING PLATE TYPES

- up to 100 cm^2
- from 101 to 250 cm^2
- from 251 to ... cm^2

COLOURS AVAILABLE FOR HOT MARKING

GREEN | RED | BLUE | YELLOW | BLACK | WHITE

FOR SPECIAL COLOURS PLEASE REQUEST A FEASIBILITY ANALYSIS AND QUOTATION

EURO BOX



EURO BOX

The Euro Box series containers, available in a variety of materials and sizes, are used in all sectors and ideally respond to both storage and distribution needs. Stackable with and without lids, they comply with euro-pallet dimensional requirements. Edges and reinforcements have been designed to give the containers a structure such as to make them resistant to even the heaviest loads. The containers' bottoms and walls can be either solid or perforated. The handles can be either open or closed. The different composition of these elements allows for various solutions and can be adapted to customised requirements.

HAND GRIP

open hand grip

closed hand grip

SIDE WALLS

solid side walls

perforated side walls

LONG side walls
with window

SHORT side walls
with window

BOTTOM

solid bottom

reinforced bottom



perforated bottom



bottom pre-set for
for wheels



CODING Euro Box

		walls and bottoms configuration			material	colour
FAX	EB	6422	A	0	51	01
	series container	width / depth / height				

RAW MATERIAL

PP

51 01

grey
polypropylene

PP

51 XB

turquoise
polypropylene

52 07

black
PP - ESD

59 00

white
PP - food compliant

54 01

grey
ecogreen

EURO BOX 200x150 mm

ART.		container dim. mm	L	min. purchase order	sales lots	pallet dim. mm	availability
FAX EB 2115 A 0	51 01	200 x 150 x 150 h	2,7	one unit	one unit	1200 x 800 x 2280 h	on stock
	51 XB			480 units (pallet)	480 units (pallet)		on stock
	52 07			216 units	24 units		on request
	54 01			216 units	24 units		on request
	59 00			216 units	24 units		on request

A

SOLID side walls

SOLID side walls closed hand grip

SOLID bottom

L Volume in litres per single unit

CUSTOMISED MARKING
On request

TECHNICAL MEASURES

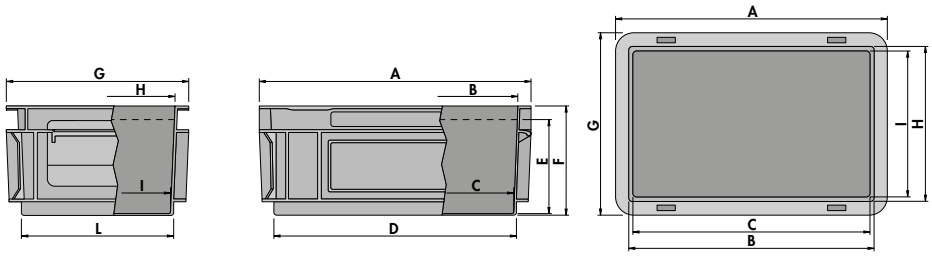

ART. CONTAINER	A	B	C	D	E	F	G	H	I	L
FAX EB 2115 A 0	201	167	158	165	140	151	151	116	109	115

Material/ colour range

PP 51 01 grey polypropylene

PP 51 XB turquoise polypropylene

52 07 black PP - ESD

59 00 white PP - food compliant

54 01 grey ecogreen

OTHER COLOURS ON REQUEST

200x150 mm

EURO BOX 300x200 mm

ART.		container dim. mm	L	min. purchase order	sales lots	pallet dim. mm	availability
FAX EB 3212 A 0	51 01	300 x 200 x 120 h	5	one unit	one unit	1200 x 800 x 2240 h	on stock
	51 XB			320 units (pallet)	320 units (pallet)		on stock
	52 07			208 units	16 units		on request
	54 01			208 units	16 units		on request
	59 00			208 units	16 units		on request
FAX EB 3217 A 0	51 01	300 x 200 x 170 h	7	one unit	one unit	1200 x 800 x 2320 h	on stock
	51 XB			224 units (pallet)	224 units (pallet)		on stock
	52 07			204 units	12 units		on request
	54 01			204 units	12 units		on request
	59 00			204 units	12 units		on request

A

SOLID side walls

SOLID side walls closed hand grip

SOLID bottom

L Volume in litres per single unit

CUSTOMISED MARKING
On request

Material/colour range

PP 51 01 grey polypropylene

PP 51 XB turquoise polypropylene

52 07 black PP - ESD

59 00 white PP - food compliant

54 01 grey ecogreen

OTHER COLOURS ON REQUEST

ACCESSORIES

PACKING SLIP FIXING SPRING

ART.	dim. mm	min. purchase order	availability
FAX EB MB0 000 00 99	75 x 20 x 20 h	one unit	on stock

closure with lead seal

CLOSING HOOKS

ART.	min. purchase order	units per package	availability
FAX EB GN0 000 81 13	package	10	on stock

Pair of sliding hooks suitable for hinged lids for containers series Euro Box

HINGED LID

ART.		dim. mm	min. purchase order	sales lots	availability
FAX EB 32HG 00	51 01	300 x 200	one unit	one unit	on stock
	51 XB		2560 units (pallet)	2560 units (pallet)	on stock
	52 07		200 units	10 units	on request
	54 01		200 units	10 units	on request
	59 00		200 units	10 units	on request

TECHNICAL MEASURES

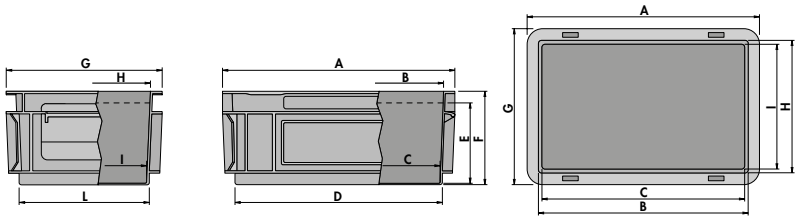

ART. containers	A	B	C	D	E	F	G	H	I	L
FAX EB 3212 A 0	298	268	259	268	102	120	199	168	161	168
FAX EB 3217 A 0	298	267	259	267	151	170	198	166	160	167

EURO BOX 400x300 mm

ART.		container dim. mm	L	min. purchase order	sales lots	pallet dim. mm	availability
FAX EB 4305 A 0	51 01	400 x 300 x 55 h	3,8	400 units (pallet)	400 units (pallet)	1200 x 800 x 2280 h	on stock
	51 XB			400 units (pallet)	400 units (pallet)		on stock
	52 07			200 units	20 units		on request
	54 01			200 units	20 units		on request
	59 00			200 units	20 units		on request
FAX EB 4308 A 0	51 01	400 x 300 x 75 h	6	one unit	one unit	1200 x 800 x 2335 h	on stock
	51 XB			280 units (pallet)	280 units (pallet)		on stock
	52 07			210 units	14 units		on request
	54 01			210 units	14 units		on request
	59 00			210 units	14 units		on request
FAX EB 4312 A 0	51 01	400 x 300 x 120 h	10	one unit	one unit	1200 x 800 x 2230 h	on stock
	51 XB			160 units (pallet)	160 units (pallet)		on stock
	52 07			160 units (pallet)	160 units (pallet)		on stock
	54 01			one unit	one unit		on stock
	59 00			200 units	8 units		on request
FAX EB 4312 H 0	51 01	400 x 300 x 120 h	10	160 units (pallet)	160 units (pallet)	1200 x 800 x 2230 h	on stock
	51 XB			160 units (pallet)	160 units (pallet)		on stock
	52 07			200 units	8 units		on request
	54 01			200 units	8 units		on request
	59 00			200 units	8 units		on request
FAX EB 4312 C 0	51 01	400 x 300 x 120 h	10	160 units (pallet)	160 units (pallet)	1200 x 800 x 2230 h	on stock
	51 XB			160 units (pallet)	160 units (pallet)		on stock
	52 07			200 units	8 units		on request
	54 01			200 units	8 units		on request
	59 00			200 units	8 units		on request

Material/ colour range

51 01	PP	grey polypropylene
51 XB	PP	turquoise polypropylene
52 07		black PP - ESD
59 00		white PP - food compliant
54 01		grey ecogreen

OTHER COLOURS ON REQUEST

400x300 mm

A

- SOLID side walls
- SOLID side walls closed hand grip
- SOLID bottom

H

- PERFORATED side walls
- SOLID side walls closed hand grip
- PERFORATED bottom

C

- SOLID side walls
- SOLID side walls closed hand grip
- REINFORCED bottom

L Volume in litres per single unit

CUSTOMISED MARKING
On request

EURO BOX 400x300 mm

ART.		container dim. mm	L	min. purchase order	sales lots	pallet dim. mm	availability
FAX EB 4317 A 0	51 01	400 x 300 x 170 h	15	one unit	one unit	1200 x 800 x 2320 h	on stock
	51 XB			112 units (pallet)	112 units (pallet)		on stock
	52 07			112 units (pallet)	112 units (pallet)		on stock
	54 01			one unit	one unit		on stock
	59 00			204 units	6 units		on request
FAX EB 4317 C 0	51 01	400 x 300 x 170 h	15	112 units (pallet)	112 units (pallet)	1200 x 800 x 2320 h	on stock
	51 XB			112 units (pallet)	112 units (pallet)		on stock
	52 07			204 units	6 units		on request
	54 01			204 units	6 units		on request
	59 00			204 units	6 units		on request
FAX EB 4322 A 0	51 01	400 x 300 x 220 h	20	one unit	one unit	1200 x 800 x 2200 h	on stock
	51 XB			80 units (pallet)	80 units (pallet)		on stock
	52 07			80 units (pallet)	80 units (pallet)		on stock
	54 01			one unit	one unit		on stock
	59 00			200 units	4 units		on request
FAX EB 4322 B 0	51 01	400 x 300 x 220 h	20	one unit	one unit	1200 x 800 x 2200 h	on stock
	51 XB			80 units (pallet)	80 units (pallet)		on stock
	52 07			200 units	4 units		on request
	59 00			200 units	4 units		on request
FAX EB 4322 D 0	51 01	400 x 300 x 220 h	20	80 units (pallet)	80 units (pallet)	1200 x 800 x 2200 h	on stock
	51 XB			80 units (pallet)	80 units (pallet)		on stock
	52 07			200 units	4 units		on request
	59 00			200 units	4 units		on request
FAX EB 4332 A 0	51 01	400 x 300 x 325 h	30	one unit	one unit	1200 x 800 x 2300 h	on stock
	51 XB			56 units (pallet)	56 units (pallet)		on stock
	52 07			56 units (pallet)	56 units (pallet)		on stock
	54 01			one unit	one unit		on stock
	59 00			200 units	2 units		on request
FAX EB 4332 B 0	51 01	400 x 300 x 325 h	30	56 units (pallet)	56 units (pallet)	1200 x 800 x 2300 h	on stock
	51 XB			56 units (pallet)	56 units (pallet)		on stock
	52 07			200 units	2 units		on request
	59 00			200 units	2 units		on request

Material/ colour range

51 01 grey polypropylene	51 XB turquoise polypropylene	52 07 black PP - ESD	59 00 white PP - food compliant	54 01 grey ecogreen

OTHER COLOURS ON REQUEST

400x300 mm

A	SOLID side walls	SOLID side walls closed hand grip	SOLID bottom
B	SOLID side walls	SOLID side walls open hand grip	SOLID bottom
C	SOLID side walls	SOLID side walls closed hand grip	REINFORCED bottom
D	SOLID side walls	SOLID side walls open hand grip	REINFORCED bottom

L **Volume in litres**
per single unit

CUSTOMISED MARKING
On request

EURO BOX 400x300 ACCESSORIES

HINGED LID

ART.		dim. mm	min. purchase order	sales lots	availability
FAX EB43 HG 00	51 01	400 x 300	one unit	one unit	on stock
	51 XB		640 units (pallet)	640 units (pallet)	on stock
	52 07		640 units (pallet)	640 units (pallet)	on stock
	54 01		one unit	one unit	on stock
	59 00		640 units (pallet)	640 units (pallet)	on stock

LID WITH HANDLES

ART.		dim. mm	min. purchase order	sales lots	availability
FAX EB43 SE 00	51 01	400 x 300	one unit	one unit	on stock
	51 XB		480 units (pallet)	480 units (pallet)	on stock
	52 07		480 units (pallet)	480 units (pallet)	on stock
	54 01		200 units	10 units	on request
	59 00		200 units	10 units	on request

TECHNICAL MEASURES

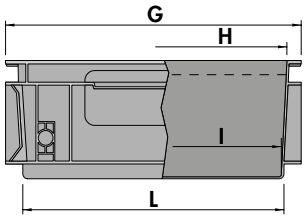

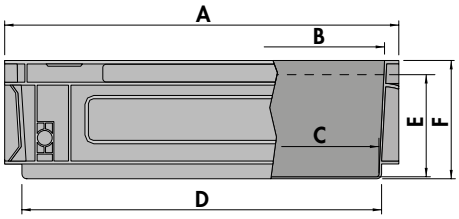

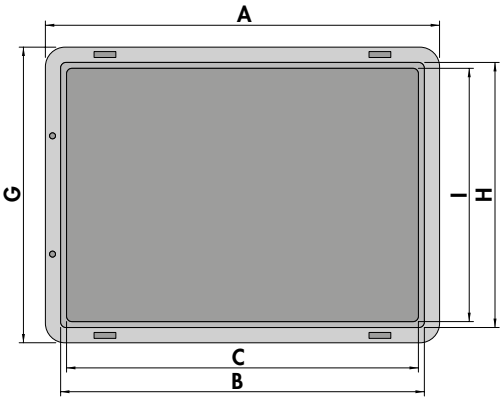

ART. containers	A	B	C	D	E	F	G	H	I	L
FAX EB 4305 A 0	402	366	355	364	36	55	302	265	255	266
FAX EB 4308 A 0	400	369	355	365	57	75	300	268	255	267
FAX EB 4312 A 0	401	369	358	367	102	121	300	268	258	267
FAX EB 4312 C 0	402	369	358	366	94	121	300	268	253	265
FAX EB 4312 H 0	402	369	353	364	102	120	300	269	253	264
FAX EB 4317 A 0	402	370	358	367	152	171	300	268	258	268
FAX EB 4317 C 0	401	370	359	367	145	170	300	269	258	268
FAX EB 4322 A 0	401	370	358	367	202	221	301	270	258	268
FAX EB 4322 B 0	401	369	358	368	202	221	301	267	257	267
FAX EB 4322 D 0	401	370	358	364	195	221	301	270	258	264
FAX EB 4332 A 0	402	371	357	367	306	325	301	268	258	268
FAX EB 4332 B 0	401	369	357	367	305	324	300	268	257	267

Material/ colour range

PP — 51 01 grey polypropylene

PP — 51 XB turquoise polypropylene

52 07 black PP - ESD

59 00 white PP - food compliant

54 01 grey ecogreen

OTHER COLOURS ON REQUEST

closure with lead seal

CLOSING HOOKS

ART.	min. purchase order	units per package	availability
FAX EB GN0 000 81 13	package	10	on stock

Pair of sliding hooks suitable for hinged lids for containers series Euro Box

PACKING SLIP FIXING SPRING

ART.	dim. mm	min. purchase order	availability
FAX EB MB0 000 00 99	75 x 20 x 20 h	one unit	on stock

DIVIDER BOX

DIVIDER BOX

ART.		dim. mm	min. purchase order	units per box	availability
FAX EB 43S1 00	54 07	256 x 178 x 90 h	box	20	on stock
	52 07		box		on stock

ART.		dim. mm	min. purchase order	units per box	availability
FAX EB 43S2 00	54 07	256 x 178 x 90 h	box	20	on stock
	52 07		box		on stock

ART.		dim. mm	min. purchase order	units per box	availability
FAX EB 43S4 00	54 07	256 x 178 x 90 h	box	20	on stock
	52 07		box		on stock

TRANSPARENT LID

PS

ART.	dim. mm	min. purchase order	units per box	availability
FAX EB LID 400 68 96	256 x 178	box	20	on stock

EXAMPLES OF BOX DIVISION

BOX DIVIDED WITH

1 ART. FAX EB 43S1 00 ____
1 ART. FAX EB 43S2 00 ____

BOX DIVIDED WITH

1 ART. FAX EB 43S1 00 ____
1 ART. FAX EB 43S4 00 ____

BOX DIVIDED WITH

1 ART. FAX EB 43S2 00 ____
1 ART. FAX EB 43S4 00 ____

54 07 black ecogreen

EURO BOX 600x400 mm

ART.		container dim. mm	L	min. purchase order	sales lots	pallet dim. mm	availability
FAX EB 6408 A 0	51 01	600 x 400 x 75 h	10	one unit	one unit	1200 x 800 x 2345 h	on stock
	51 XB			140 units (pallet)	140 units (pallet)		on stock
	52 07			140 units (pallet)	140 units (pallet)		on stock
	54 01			140 units (pallet)	140 units (pallet)		on stock
	59 00			140 units (pallet)	140 units (pallet)		on stock
FAX EB 6412 A 0	51 01	600 x 400 x 120 h	20	one unit	one unit	1200 x 800 x 2240 h	on stock
	51 XB			80 units (pallet)	80 units (pallet)		on stock
	52 07			80 units (pallet)	80 units (pallet)		on stock
	54 01			one unit	one unit		on stock
	59 00			80 units (pallet)	80 units (pallet)		on stock
FAX EB 6412 G 0	51 01	600 x 400 x 120 h	20	80 units (pallet)	80 units (pallet)	1200 x 800 x 2240 h	on stock
	51 XB			80 units (pallet)	80 units (pallet)		on stock
	52 07			80 units (pallet)	80 units (pallet)		on stock
	54 01			80 units (pallet)	80 units (pallet)		on stock
	59 00			80 units (pallet)	80 units (pallet)		on stock
FAX EB 6412 H 0	51 01	600 x 400 x 120 h	20	80 units (pallet)	80 units (pallet)	1200 x 800 x 2240 h	on stock
	51 XB			80 units (pallet)	80 units (pallet)		on stock
	52 07			80 units (pallet)	80 units (pallet)		on stock
	54 01			80 units (pallet)	80 units (pallet)		on stock
	59 00			80 units (pallet)	80 units (pallet)		on stock
FAX EB 6412 C 0	51 01	600 x 400 x 120 h	20	80 units (pallet)	80 units (pallet)	1200 x 800 x 2240 h	on stock
	51 XB			80 units (pallet)	80 units (pallet)		on stock
	52 07			80 units (pallet)	80 units (pallet)		on stock
	54 01			80 units (pallet)	80 units (pallet)		on stock
	59 00			80 units (pallet)	80 units (pallet)		on stock

Material/ colour range

PP	PP			
51 01 grey polypropylene	51 XB turquoise polypropylene	52 07 black PP - ESD	59 00 white PP - food compliant	54 01 grey ecogreen

OTHER COLOURS ON REQUEST

600x400 mm

ART.		container dim. mm	L	min. purchase order	sales lots	pallet dim. mm	availability
FAX EB 6417 A 0	51 01	600 x 400 x 170 h	30	one unit	one unit	1200 x 800 x 2330 h	on stock
	51 XB			56 units (pallet)	56 units (pallet)		on stock
	52 07			56 units (pallet)	56 units (pallet)		on stock
	54 01			one unit	one unit		on stock
	59 00			201 units	3 units		on request
FAX EB 6417 C 0	51 01	600 x 400 x 170 h	30	56 units (pallet)	56 units (pallet)	1200 x 800 x 2330 h	on stock
	51 XB			56 units (pallet)	56 units (pallet)		on stock
	52 07			201 units	3 units		on request
	54 01			201 units	3 units		on request
	59 00			201 units	3 units		on request
FAX EB 6422 A 0	51 01	600 x 400 x 220 h	40	one unit	one unit	1200 x 800 x 2200 h	on stock
	51 XB			40 units (pallet)	40 units (pallet)		on stock
	52 07			200 units	2 units		on request
	54 01			one unit	one unit		on stock
	59 00			200 units	2 units		on request
FAX EB 6422 B 0	51 01	600 x 400 x 220 h	40	one unit	one unit	1200 x 800 x 2200 h	on stock
	51 XB			40 units (pallet)	40 units (pallet)		on stock
	52 07			200 units	2 units		on request
	59 00			200 units	2 units		on request
FAX EB 6422 S 0	51 01	600 x 400 x 220 h	40	40 units (pallet)	40 units (pallet)	1200 x 800 x 2200 h	on stock
	51 XB			40 units (pallet)	40 units (pallet)		on stock
	52 07			200 units	2 units		on request
	59 00			200 units	2 units		on request

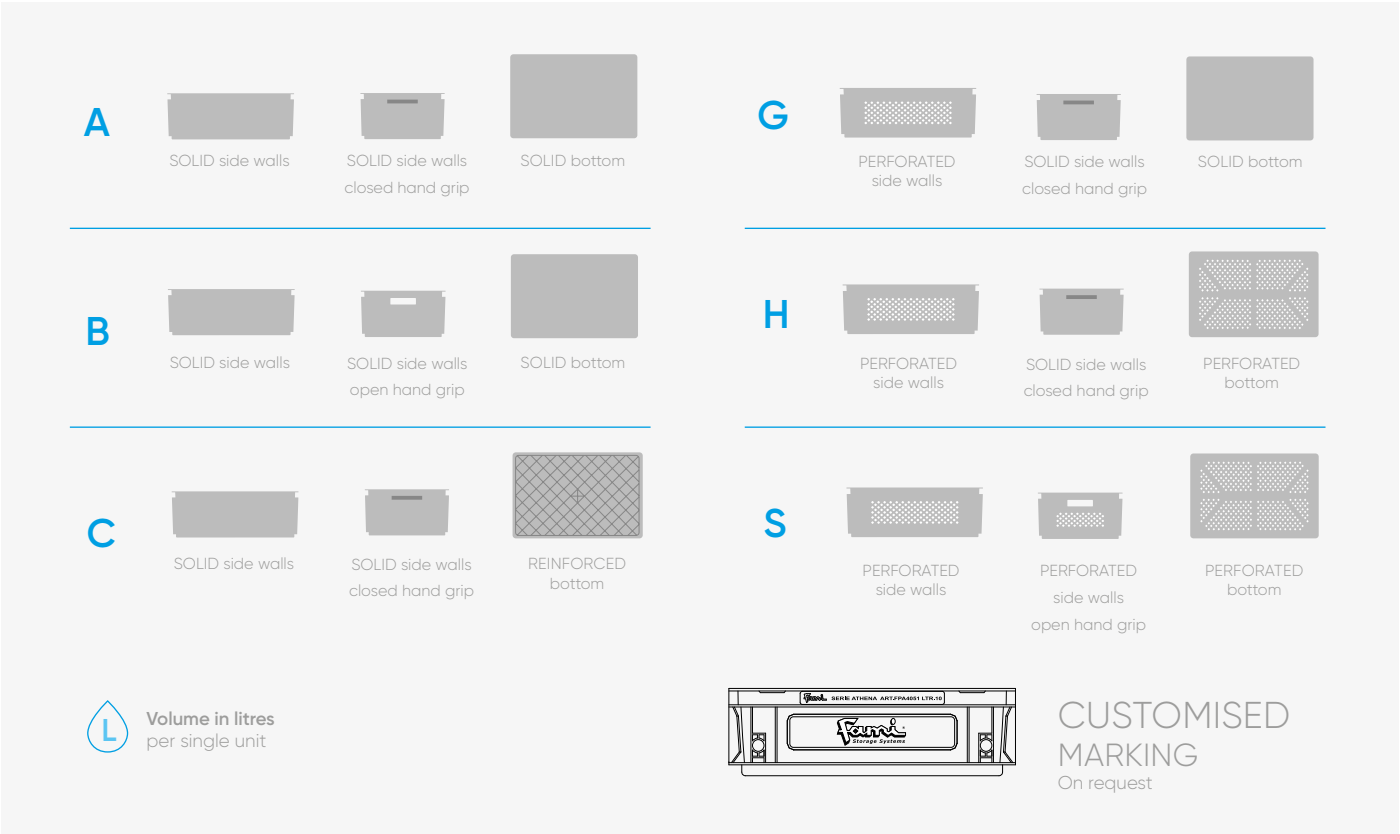

EURO BOX 600x400 mm

ART.		container dim. mm	L	min. purchase order	sales lots	pallet dim. mm	availability
FAX EB 6422 D 0	51 01	600 x 400 x 220 h	40	40 units (pallet)	40 units (pallet)	1200 x 800 x 2200 h	on stock
	51 XB			40 units (pallet)	40 units (pallet)		on stock
	52 07			200 units	2 units		on request
	59 00			200 units	2 units		on request
FAX EB 6428 A 0	51 01	600 x 400 x 285 h	53	one unit	one unit	1200 x 800 x 2270 h	on stock
	51 XB			32 units (pallet)	32 units (pallet)		on stock
	52 07			200 units	2 units		on request
	54 01			32 units (pallet)	32 units (pallet)		on stock
	59 00			200 units	2 units		on request
FAX EB 6428 B 0	51 01	600 x 400 x 285 h	53	32 units (pallet)	32 units (pallet)	1200 x 800 x 2270 h	on stock
	51 XB			32 units (pallet)	32 units (pallet)		on stock
	52 07			200 units	2 units		on request
	59 00			200 units	2 units		on request
FAX EB 6428 D 0	51 01	600 x 400 x 285 h	53	32 units (pallet)	32 units (pallet)	1200 x 800 x 2270 h	on stock
	51 XB			32 units (pallet)	32 units (pallet)		on stock
	52 07			200 units	2 units		on request
	59 00			200 units	2 units		on request
FAX EB 6432 A 0	51 01	600 x 400 x 325 h	60	one unit	one unit	1200 x 800 x 3275 h	on stock
	51 XB			40 units (pallet)	40 units (pallet)		on stock
	52 07			40 units (pallet)	40 units (pallet)		on stock
	54 01			one unit	one unit		on stock
	59 00			40 units (pallet)	40 units (pallet)		on stock
FAX EB 6432 B 0	51 01	600 x 400 x 325 h	60	one unit	one unit	1200 x 800 x 3275 h	on stock
	51 XB			40 units (pallet)	40 units (pallet)		on stock
	52 07			201 units	3 units		on request
	59 00			201 units	3 units		on request
FAX EB 6432 R 0	51 01	600 x 400 x 325 h	60	40 units (pallet)	40 units (pallet)	1200 x 800 x 3275 h	on stock
	51 XB			40 units (pallet)	40 units (pallet)		on stock
	52 07			201 units	3 units		on request
	59 00			201 units	3 units		on request
FAX EB 6432 D 0	51 01	600 x 400 x 325 h	60	40 units (pallet)	40 units (pallet)	1200 x 800 x 3275 h	on stock
	51 XB			40 units (pallet)	40 units (pallet)		on stock
	52 07			201 units	3 units		on request
	59 00			201 units	3 units		on request
FAX EB 6443 B 0	51 01	600 x 400 x 430 h	90	one unit	one unit	1200 x 800 x 2200 h	on stock
	51 XB			20 units (pallet)	20 units (pallet)		on stock
	52 07			200 units	one unit		on request
	59 00			200 units	one unit		on request
FAX EB 6443 R 0	51 01	600 x 400 x 430 h	90	20 units (pallet)	20 units (pallet)	1200 x 800 x 2200 h	on stock
	51 XB			20 units (pallet)	20 units (pallet)		on stock
	52 07			200 units	one unit		on request
	59 00			200 units	one unit		on request

Material/ colour range

51 01	grey	PP polypropylene
51 XB	turquoise	PP polypropylene
52 07	black	PP - ESD
59 00	white	PP - food compliant
54 01	grey	ecogreen

OTHER COLOURS ON REQUEST

600x400 mm

ART.		container dim. mm	L	min. purchase order	sales lots	pallet dim. mm	availability
FAX EB 6443 U 0	51 01	600 x 400 x 430 h	90	20 units (pallet)	20 units (pallet)	1200 x 800 x 2200 h	on stock
	51 XB			20 units (pallet)	20 units (pallet)		on stock
	52 07			200 units	one unit		on request
	59 00			200 units	one unit		on request
FAX EB 6443 V 0	51 01	600 x 400 x 430 h	90	20 units (pallet)	20 units (pallet)	1200 x 800 x 2200 h	on stock
	51 XB			20 units (pallet)	20 units (pallet)		on stock
	52 07			200 units	one unit		on request
	59 00			200 units	one unit		on request

U

V

A

SOLID side walls

SOLID side walls closed hand grip

SOLID bottom

B

SOLID side walls

SOLID side walls open hand grip

SOLID bottom

U



SOLID side walls

1 side wall with window 1 solid side wall with handle

SOLID bottom

R

PERFORATED side walls

PERFORATED side walls open hand grip

SOLID bottom

D

SOLID side walls

SOLID side walls open hand grip



REINFORCED bottom

V

1 side wall with window 1 solid side wall

SOLID side walls open hand grip

SOLID bottom

L Volume in litres per single unit

CUSTOMISED MARKING
On request

EURO BOX 600x400 mm

TECHNICAL MEASURES

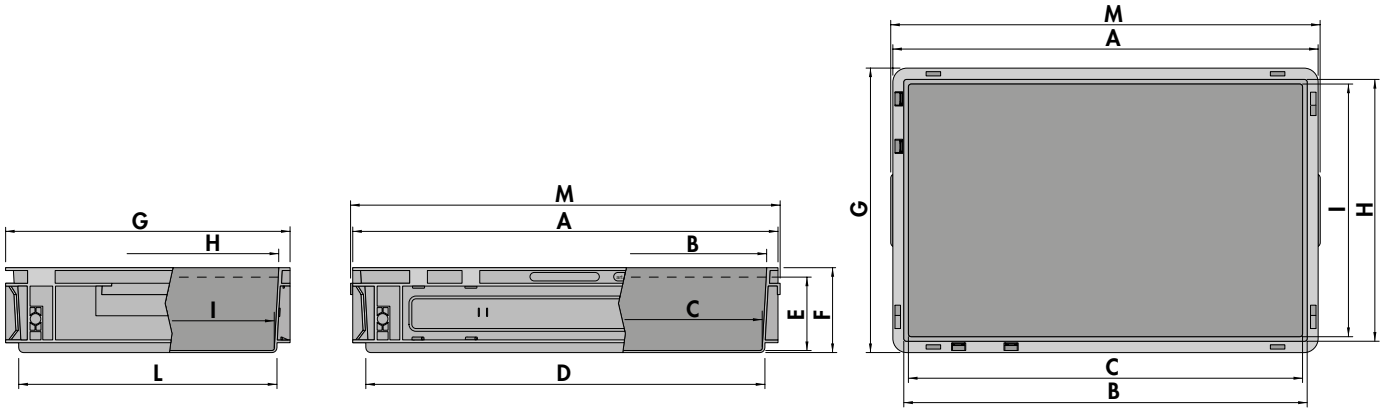

ART. containers	A	B	C	D	E	F	G	H	I	L	M
FAX EB 6408 A 0	602	566	555	563	58	77	404	366	355	364	606
FAX EB 6412 A 0	601	569	558	567	101	121	402	369	356	366	601
FAX EB 6412 C 0	602	570	554	565	95	121	402	370	354	365	601
FAX EB 6412 G 0	601	569	557	566	102	121	402	370	357	366	601
FAX EB 6412 H 0	601	569	557	565	101	120	401	369	356	365	601
FAX EB 6417 A 0	603	570	556	567	151	171	402	369	357	366	603
FAX EB 6417 C 0	602	571	559	566	137	171	402	370	359	365	601
FAX EB 6422 A 0	602	570	557	567	201	221	402	369	356	366	603
FAX EB 6422 B 0	601	568	556	566	201	221	401	370	356	366	604
FAX EB 6422 D 0	602	571	558	567	186	222	405	371	357	367	607
FAX EB 6422 S 0	602	570	555	564	199	221	401	370	355	364	605
FAX EB 6428 A 0	603	571	556	565	262	281	401	370	357	365	608
FAX EB 6428 B 0	600	569	556	565	262	280	400	369	356	364	605
FAX EB 6428 D 0	603	572	558	566	251	281	401	369	357	365	603
FAX EB 6432 A 0	603	571	558	566	307	326	402	371	356	365	603
FAX EB 6432 B 0	602	570	557	567	307	326	402	371	357	365	607
FAX EB 6432 D 0	603	570	558	567	294	328	402	371	358	367	608
FAX EB 6432 R 0	602	570	558	567	307	326	402	371	358	366	605
FAX EB 6443 B 0	603	573	558	568	413	431	401	370	358	367	603
FAX EB 6443 R 0	603	573	558	566	411	430	401	368	358	366	605
FAX EB 6443 V 0	602	572	557	566	411	430	401	369	356	365	601
FAX EB 6443 U 0	603	573	558	567	412	431	401	370	358	366	602

Material/ colour range

PP — 51 01 grey polypropylene

PP — 51 XB turquoise polypropylene

52 07 black PP - ESD

59 00 white PP - food compliant

54 01 grey ecogreen

OTHER COLOURS ON REQUEST

EURO BOX 600x400 ACCESSORIES

HINGED LID

ART.		dim. mm	min. purchase order	units per pallet	availability
FAX EB 64HG 00	51 01	600 x 400	one unit		on stock
	51 XB		pallet		on stock
	52 07		pallet		on stock
	54 01		one unit		on stock
	59 00		pallet		on stock

LID WITH HANDLES

ART.		dim. mm	min. purchase order	units per pallet	availability
FAX EB 64SE 00	51 01	600 x 400	one unit		on stock
	51 XB		pallet		on stock
	52 07		pallet		on stock
	54 01		200 units		on request
	59 00		200 units		on request

closure with lead seal

CLOSING HOOKS

ART.	min. purchase order	units per package	availability
FAX EB GN0 000 81 13	package	10	on stock

Pair of sliding hooks suitable for hinged lids for containers series Euro Box

PACKING SLIP FIXING SPRING

ART.	dim. mm	min. purchase order	availability
FAX EB MB0 000 00 99	75 x 20 x 20 h	one unit	on stock

DIVIDER BOX



ART.		dim. mm	min. purchase order	units per box	availability
FAX EB 64S0 00	54 07	277 x 177 x 99 h	box	20	on stock
	52 07		box		on stock

ART.		dim. mm	min. purchase order	units per box	availability
FAX EB 64S1 00	54 07	357 x 278 x 90 h	box	10	on stock
	52 07		box		on stock

ART.		dim. mm	min. purchase order	units per box	availability
FAX EB 64S2 00	54 07	357 x 278 x 90 h	box	10	on stock
	52 07		box		on stock

ART.		dim. mm	min. purchase order	units per box	availability
FAX EB 64S4 00	54 07	357 x 278 x 90 h	box	10	on stock
	52 07		box		on stock

TRANSPARENT LID (PS)

ART.	dim. mm	min. purchase order	units per box	availability
FAX EB LID 600 68 96	357 x 278	box	20	on stock

EXAMPLES OF BOX DIVISION

BOX DIVIDED WITH

1 ART. FAX EB 64S 100 ____
1 ART. FAX EB 64S 200 ____

BOX DIVIDED WITH

1 ART. FAX EB 64S 100 ____
1 ART. FAX EB 64S 400 ____

BOX DIVIDED WITH

1 ART. FAX EB 64S 200 ____
1 ART. FAX EB 64S 400 ____

Material/ colour range

52 07 black PP - ESD

54 07 black ecogreen

EURO BOX 800x600 mm

ART.		container dim. mm	L	min. purchase order	sales lots	pallet dim. mm	availability
FAX EB 8612 C 0	51 01	800 x 600 x 120 h	49	one unit	one unit	1200 x 800 x 2300 h	on stock
	51 XB			40 units (pallet)	40 units (pallet)		on stock
	52 07			40 units (pallet)	40 units (pallet)		on stock
	54 01			200 units	4 units		on request
	59 00			200 units	4 units		on request
FAX EB 8617 C 0	51 01	800 x 600 x 170 h	69	one unit	one unit	1200 x 800 x 2300 h	on stock
	51 XB			28 units (pallet)	28 units (pallet)		on stock
	52 07			28 units (pallet)	28 units (pallet)		on stock
	54 01			201 units	3 units		on request
	59 00			201 units	3 units		on request
FAX EB 8622 C 0	51 01	800 x 600 x 220 h	90	one unit	one unit	1200 x 800 x 2200 h	on stock
	51 XB			20 units (pallet)	20 units (pallet)		on stock
	52 07			20 units (pallet)	20 units (pallet)		on stock
	54 01			200 units	2 units		on request
	59 00			200 units	2 units		on request
FAX EB 8632 C 0	51 01	800 x 600 x 325 h	130	one unit	one unit	1200 x 800 x 2320 h	on stock
	51 XB			14 units (pallet)	14 units (pallet)		on stock
	52 07			14 units (pallet)	14 units (pallet)		on stock
	54 01			200 units	2 units		on request
	59 00			200 units	2 units		on request
FAX EB 8643 C 0	51 01	800 x 600 x 430 h	175	one unit	one unit	1200 x 800 x 2230 h	on stock
	51 XB			10 units (pallet)	10 units (pallet)		on stock
	52 07			10 units (pallet)	10 units (pallet)		on stock
	54 01			200 units	one unit		on request
	59 00			200 units	one unit		on request

Material/ colour range

PP	PP			
51 01 grey polypropylene	51 XB turquoise polypropylene	52 07 black PP - ESD	59 00 white PP - food compliant	54 01 grey ecogreen

OTHER COLOURS ON REQUEST

C

SOLID side walls

SOLID side walls
closed hand grip



REINFORCED bottom

CUSTOMISED MARKING
On request

Volume in litres
per single unit

TECHNICAL MEASURES

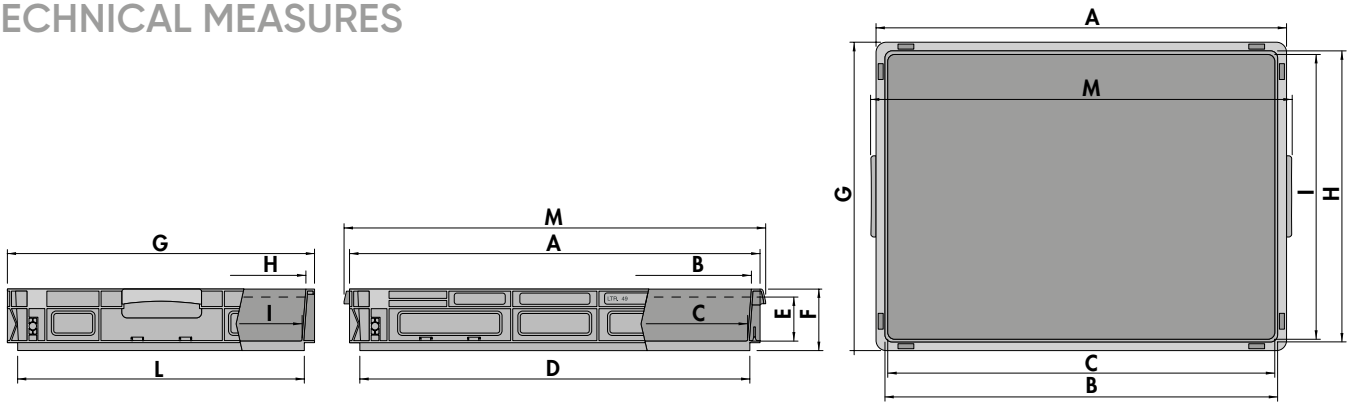

ART. containers	A	B	C	D	E	F	G	H	I	L	M
FAX EB 8612 C 0	804	770	755	764	85	121	605	568	554	563	824
FAX EB 8617 C 0	803	769	754	763	135	173	602	568	554	563	818
FAX EB 8622 C 0	805	770	755	764	186	222	603	567	554	562	820
FAX EB 8632 C 0	804	771	756	764	293	329	603	569	554	563	820
FAX EB 8643 C 0	803	770	755	763	392	429	602	568	553	562	817

EURO BOX 800x600 ACCESSORIES

LID WITH HANDLES

ART.		dim. mm	min. purchase order	sales lots	availability
FAX EB 86SE 00	51 01	800 x 600	one unit	one unit	on stock
	51 XB		60 units (pallet)	60 units (pallet)	on stock
	52 07		60 units (pallet)	60 units (pallet)	on stock
	54 01		200 units	5 units	on request
	59 00		200 units	5 units	on request

PACKING SLIP FIXING SPRING

ART.	dim. mm	availability
FAX EB MB0 000 00 99	75 x 20 x 20	on stock

Material/ colour range

51 01	PP	grey polypropylene
51 XB	PP	turquoise polypropylene
52 07		black PP - ESD
59 00		white PP - food compliant
54 01		grey ecogreen

OTHER COLOURS ON REQUEST

STANDARD RUBBER SWIVEL WHEEL WITH BRAKE

ART.	Ø mm	C mm
C RG DAC11 100	100	128
C RG DAC12 125	125	155

STANDARD RUBBER FIXED WHEEL

ART.	Ø mm	C mm
C RG BAC11 100	100	128
C RG BAC12 125	125	155

STANDARD RUBBER SWIVEL WHEEL WITHOUT BRAKE

ART.	Ø mm	C mm
C RG CAC11 100	100	128
C RG CAC12 125	125	155

Set of 16 screws for fixing the wheels to the box.

ART. FVT01380000

NYLON SWIVEL WITH BRAKE

ART.	Ø mm	C mm
C RN DAD10 100	100	128
C RN DAD11 125	125	155

NYLON FIXED WHEEL

ART.	Ø mm	C mm
C RN BAD10 100	100	128
C RN BAD11 125	125	155

NON-MARKING RUBBER SWIVEL WHEEL WITH BRAKE

ART.	Ø mm	C mm
C RG DPH22 125	125	155

NON-MARKING RUBBER FIXED WHEEL

ART.	Ø mm	C mm
C RG BPH22 125	125	155

TROLLEYS
FOR CONTAINERS

ART.	kg	
F CP 2011 01 99	150	100 mm

Dimensions mm 615x415x170 h
4 standard rubber swivel wheels without brakes Ø 100 mm

TROLLEYS FOR CONTAINERS
SERIES EURO BOX - EURO BOX LIGHT

ART.	kg	
F CP 2011 02 99	150	100 mm

Dimensions mm 695x415x170/870 h
4 standard rubber swivel wheels without brakes Ø 100 mm

TROLLEYS FOR CONTAINERS
SERIES EURO BOX - EURO BOX LIGHT

EURO BOX LIGHT

The Euro Box Light series boxes have been designed and built for the most up-to-date storage and handling techniques concerning a wide variety of materials. Lightweight and handy, they are available in grey or turquoise polypropylene, in the food-safe and conductive versions. Unlike the Euro Box series, they are available with larger holes that allow for better ventilation and product visibility.

HAND GRIP

open hand grip

closed hand grip

SIDE WALLS

solid side walls

perforated side walls

BOTTOM

solid bottom

perforated bottom



SOLUTIONS

A

SOLID side walls

SOLID side walls
closed hand grip

SOLID bottom

B

SOLID side walls

SOLID side walls
open hand grip

SOLID bottom

S

PERFORATED
side walls

PERFORATED side walls
open hand grip

PERFORATED
bottom

RAW MATERIAL

PP

51 01

grey
polypropylene

PP

51 XB

turquoise
polypropylene

52 07

black
PP - ESD

54 01

grey
ecogreen

59 00

white
PP - food compliant

CODING Euro Box Light

		walls and bottoms configuration			material	colour
FAX	EL	6422	A	0	51	01

series container

height

depth

width

EURO BOX LIGHT 600x400 mm

LARGER HOLES ALLOWING FOR BETTER VENTILATION AND PRODUCT VISIBILITY

ART.		container dim. mm	L	min. purchase order	sales lots	pallet dim. mm	availability
FAX EL 6422 A 0	51 01	600 x 400 x 220 h	40	40 units (pallet)	40 units (pallet)	1200 x 800 x 2200 h	on stock
	51 XB			40 units (pallet)	40 units (pallet)		on stock
	52 07			one unit	one unit		on stock
	54 01			200 units	2 units		on request
	59 00			200 units	2 units		on request
FAX EL 6422 B 0	51 01	600 x 400 x 220 h	40	40 units (pallet)	40 units (pallet)	1200 x 800 x 2200 h	on stock
	51 XB			40 units (pallet)	40 units (pallet)		on stock
	52 07			200 units	2 units		on request
	59 00			200 units	2 units		on request
FAX EL 6422 S 0	51 01	600 x 400 x 220 h	40	40 units (pallet)	40 units (pallet)	1200 x 800 x 2200 h	on stock
	51 XB			40 units (pallet)	40 units (pallet)		on stock
	52 07			200 units	2 units		on request
	59 00			200 units	2 units		on request

A

SOLID side walls | SOLID side walls closed hand grip | SOLID bottom

B

SOLID side walls | SOLID side walls open hand grip | SOLID bottom

S

PERFORATED side walls | PERFORATED side walls open hand grip | PERFORATED bottom

L Volume in litres per single unit

CUSTOMISED MARKING
On request

Material/ colour range

51 01	grey	polypropylene
51 XB	turquoise	polypropylene
52 07	black	PP - ESD
59 00	white	PP - food compliant
54 01	grey	ecogreen

OTHER COLOURS ON REQUEST

ACCESSORIES

HINGED LID

ART.		dim. mm	min. purchase order	sales lots	availability
FAX EB64 HG 00	51 01	600 x 400	one unit	one unit	on stock
	51 XB		320 units (pallet)	320 units (pallet)	on stock
	52 07		320 units (pallet)	320 units (pallet)	on stock
	54 01		one unit	one unit	on stock
	59 00		320 units (pallet)	320 units (pallet)	on stock

LID WITH HANDLES

ART.		dim. mm	min. purchase order	sales lots	availability
FAX EB64 SE 00	51 01	600 x 400	one unit	one unit	on stock
	51 XB		240 units (pallet)	240 units (pallet)	on stock
	52 07		240 units (pallet)	240 units (pallet)	on stock
	54 01		200 units	10 units	on request
	59 00		200 units	10 units	on request

closure with lead seal

CLOSING HOOKS

ART.	min. purchase order	units per package	availability
FAX EB GN0 000 81 13	package	10	on stock

Pair of sliding hooks suitable for hinged lids for containers series Euro Box

PACKING SLIP FIXING SPRING

ART.	dim. mm	min. purchase order	availability
FAX EB MB0 000 00 99	75 x 20 x 20 h	one unit	on stock

TECHNICAL MEASURES

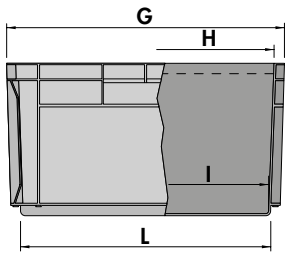

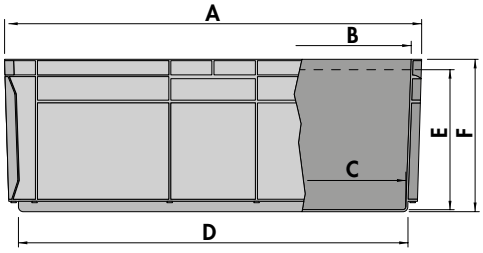

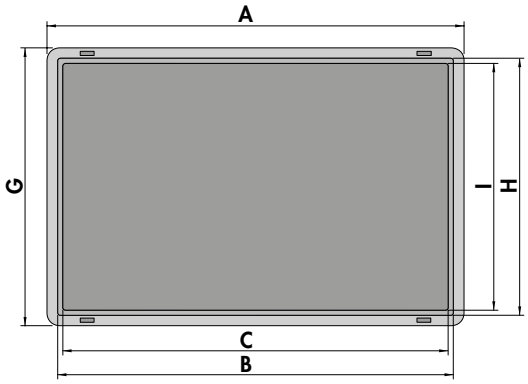

ART. containers	A	B	C	D	E	F	G	H	I	L
FAX EL 6422 A 0	601	568	554	560	200	220	401	367	355	361
FAX EL 6422 B 0	601	569	555	560	200	220	400	368	354	360
FAX EL 6422 S 0	600	568	554	559	198	220	400	367	354	360

NESTABLE BOX

Made from grey polypropylene, the Nestable Box series stacking containers have a truncated cone shape: when fully loaded they can be stacked firmly and safely, when they are empty they can be stacked one inside the other with a reduction of 70% of their volume. For this reason they are used to exploit warehouse space and for transport, especially as regards transport with empty return journeys and wherever packing must occupy as small a space as possible.

HAND GRIP

The flush handles offer a safe and easy grip even for gloved hands.

stacking with closed cover

nesting with open cover

stacking support with open cover

nesting with the support

front view

SUPPORTS

The support (pic. 1) is pushed to its stop (pic. 2) and is blocked by pressing downwards (pic. 3).

1

2

3

support block

RAW MATERIAL

PP

51 01

grey
polypropylene

PP

51 XB

turquoise
polypropylene

59 00

white
PP -food compliant

CODING NESTABLE BOX

		walls and bottoms configuration			material	colour
FAX	NB	6422	A	0	51	01
	series container	height / depth / width				

NESTABLE BOX 600x400 mm

ART.		Container dim. mm	L	min. purchase order	sales lots	pallet dim. mm	availability
FAX NB 6422 A 0	51 01	600 x 400 x 225 h	38	136 units (pallet)	136 units (pallet)	1200 x 800 x 2100 h	on stock
	51 XB			136 units (pallet)	136 units (pallet)		on stock
	59 00			200 units	5 units		on request
FAX NB 6422 C 0	51 01	600 x 400 x 240 h	38	104 units (pallet)	104 units (pallet)	1200 x 800 x 2050 h	on stock
	51 XB			104 units (pallet)	104 units (pallet)		on stock
	59 00			200 units	4 units		on request
FAX NB 6422 B 0	51 01	600 x 400 x 230 h	38	136 units (pallet)	136 units (pallet)	1200 x 800 x 2100 h	on stock
	51 XB			136 units (pallet)	136 units (pallet)		on stock
	59 00			200 units	5 units		on request
FAX NB 6432 A 0	51 01	600 x 400 x 325 h	58	80 units (pallet)	80 units (pallet)	1200 x 800 x 2000 h	on stock
	51 XB			80 units (pallet)	80 units (pallet)		on stock
	59 00			200 units	4 units		on request
FAX NB 6432 C 0	51 01	600 x 400 x 340 h	58	76 units (pallet)	76 units (pallet)	1200 x 800 x 2200 h	on stock
	51 XB			76 units (pallet)	76 units (pallet)		on stock
	59 00			201 units	3 units		on request
FAX NB 6432 B 0	51 01	600 x 400 x 330 h	58	80 units (pallet)	80 units (pallet)	1200 x 800 x 2000 h	on stock
	51 XB			80 units (pallet)	80 units (pallet)		on stock
	59 00			200 units	4 units		on request
FAX NB 6442 A 0	51 01	600 x 400 x 425 h	74	64 units (pallet)	64 units (pallet)	1200 x 800 x 2120 h	on stock
	51 XB			64 units (pallet)	64 units (pallet)		on stock
	59 00			201 units	3 units		on request
FAX NB 6442 C 0	51 01	600 x 400 x 440 h	74	56 units (pallet)	56 units (pallet)	1200 x 800 x 2100 h	on stock
	51 XB			56 units (pallet)	56 units (pallet)		on stock
	59 00			201 units	3 units		on request
FAX NB 6442 B 0	51 01	600 x 400 x 430 h	74	64 units (pallet)	64 units (pallet)	1200 x 800 x 2120 h	on stock
	51 XB			64 units (pallet)	64 units (pallet)		on stock
	59 00			201 units	3 units		on request

Material/ colour range

PP — 51 01 grey polypropylene

PP — 51 XB turquoise polypropylene

59 00 white PP - food compliant

OTHER COLOURS ON REQUEST

600x400 mm

A

B

C

Volume in litres
per single unit

CUSTOMISED
MARKING
on request



LID

ART.		dim. mm	min. purchase order	sales lots	availability
FAX NB 64SE 00	51 01	610 x 400	160 units (pallet)	160 units (pallet)	on stock
	51 XB		160 units (pallet)	160 units (pallet)	on stock
	59 00		200 units	one unit	on request

TECHNICAL MEASURES

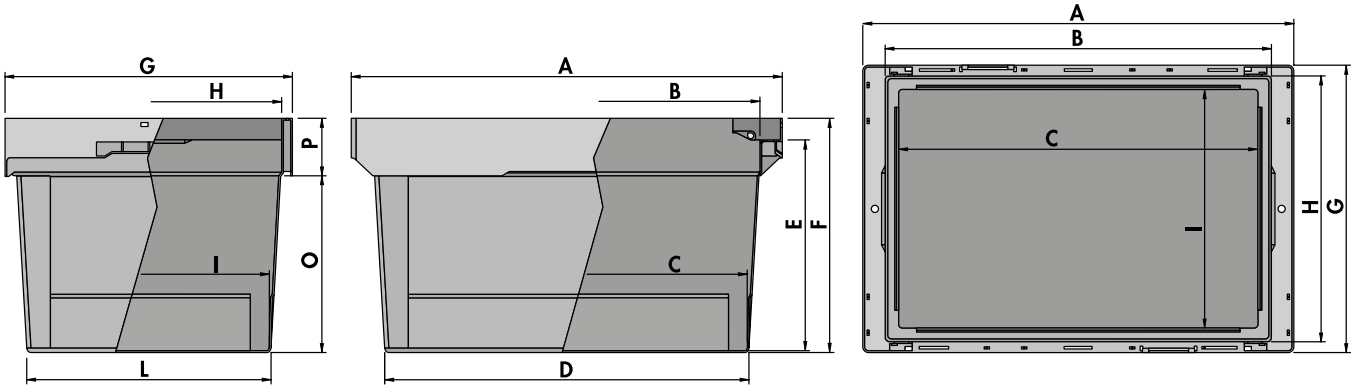

ART. CONTAINERS	A	B	C	D	E	F	G	H	I	L	O	P
FAX NB 6422 A 0	601	540	501	509	292	325	401	373	330	339	245	81
FAX NB 6432 A 0	601	524	455	535	178	201	398	368	338	345	141	60
FAX NB 6442 A 0	601	540	499	508	394	426	400	372	329	338	326	100
FAX NB 6422 B 0	601	532	501	508	192	229	400	370	330	339	174	50
FAX NB 6432 B 0	601	540	501	509	292	330	401	373	330	339	245	81
FAX NB 6442 B 0	601	540	499	508	394	431	400	372	329	338	326	100
FAX NB 6422 C 0	611	532	501	508	192	239	400	370	330	339	174	50
FAX NB 6432 C 0	611	540	501	509	292	340	401	373	330	339	245	81
FAX NB 6442 C 0	611	540	499	508	394	441	400	372	329	338	326	100

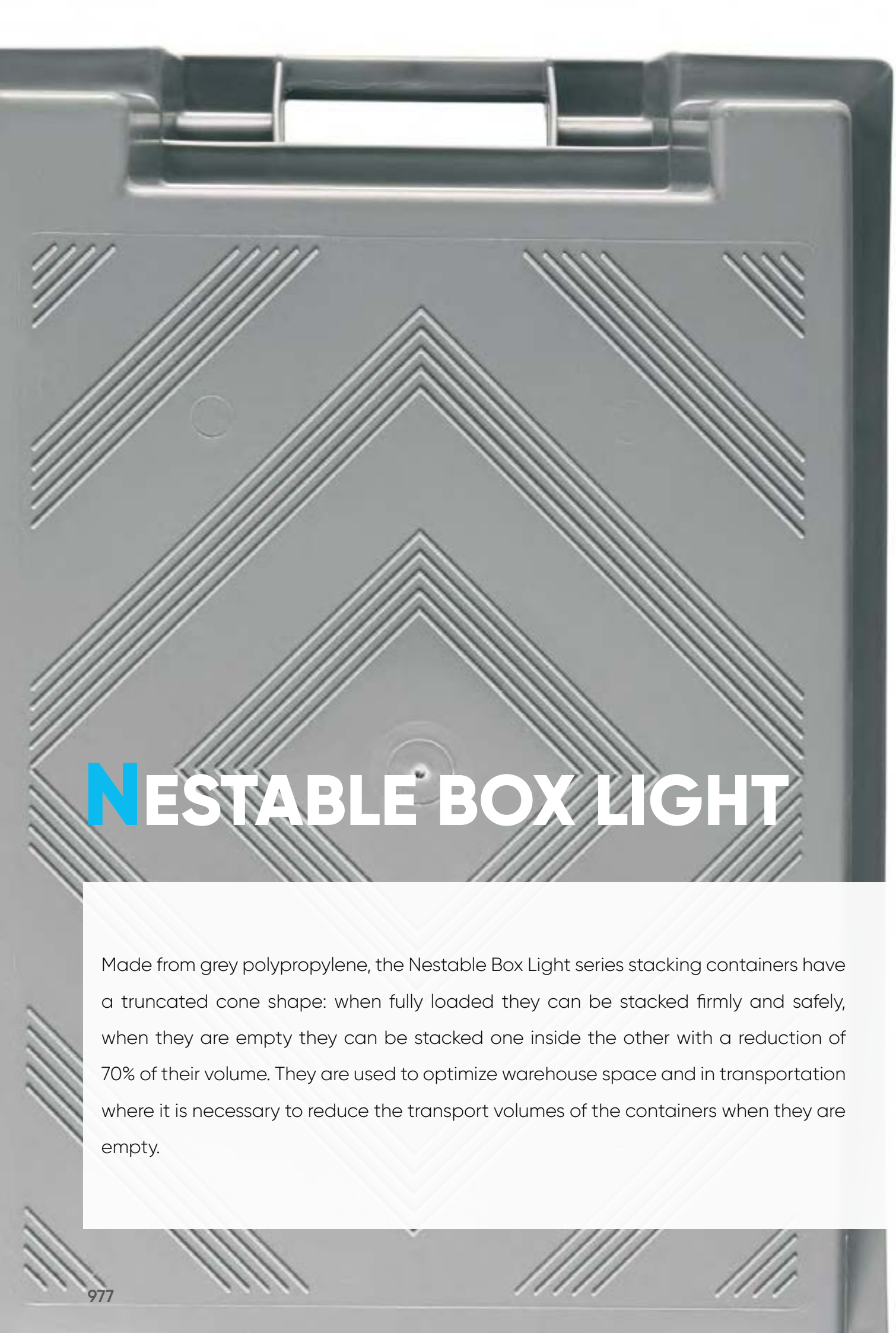

NESTABLE BOX LIGHT

Made from grey polypropylene, the Nestable Box Light series stacking containers have a truncated cone shape: when fully loaded they can be stacked firmly and safely, when they are empty they can be stacked one inside the other with a reduction of 70% of their volume. They are used to optimize warehouse space and in transportation where it is necessary to reduce the transport volumes of the containers when they are empty.

HAND GRIP

open hand grip

SIDE WALLS

solid side walls

perforated side walls

BOTTOM

solid bottom

perforated bottom



STACKING

front view

side view with cover

without lid

RAW MATERIAL

PP

51 01

grey
polypropylene

PP

51 XB

turquoise
polypropylene

59 00

white
food compliant

CODING NESTABLE BOX LIGHT

walls and bottoms configuration | material | colour

FAX	NL	6420	B	0	51	01

series stacking container | height | depth | width

NESTABLE BOX LIGHT 600x400 mm

ART.		Container dim. mm	L	min. purchase order	sales lots	pallet dim. mm	availability
FAX NL 6420 B 0	51 01	600 x 400 x 200 h	32	one unit	one unit	1200 x 800 x 2200 h	on stock
	51 XB			128 units (pallet)	128 units (pallet)		on stock
	59 00			128 units (pallet)	128 units (pallet)		on stock
FAX NL 6420 S 0	51 01	600 x 400 x 200 h	32	128 units (pallet)	128 units (pallet)	1200 x 800 x 2200 h	on stock
	51 XB			128 units (pallet)	128 units (pallet)		on stock
	59 00			128 units (pallet)	128 units (pallet)		on stock
FAX NL 6430 B 0	51 01	600 x 400 x 300 h	50	one unit	one unit	1200 x 800 x 2070 h	on stock
	51 XB			88 units (pallet)	88 units (pallet)		on stock
	59 00			88 units (pallet)	88 units (pallet)		on stock
FAX NL 6430 S 0	51 01	600 x 400 x 300 h	50	88 units (pallet)	88 units (pallet)	1200 x 800 x 2070 h	on stock
	51 XB			88 units (pallet)	88 units (pallet)		on stock
	59 00			88 units (pallet)	88 units (pallet)		on stock
FAX NL 6440 B 0	51 01	600 x 400 x 400 h	70	one unit	one unit	1200 x 800 x 2200 h	on stock
	51 XB			60 units (pallet)	60 units (pallet)		on stock
	59 00			60 units (pallet)	60 units (pallet)		on stock
FAX NL 6440 S 0	51 01	600 x 400 x 400 h	70	60 units (pallet)	60 units (pallet)	1200 x 800 x 2000 h	on stock
	51 XB			60 units (pallet)	60 units (pallet)		on stock
	59 00			60 units (pallet)	60 units (pallet)		on stock

Material/ colour range

PP — 51 01 grey polypropylene

PP — 51 XB turquoise polypropylene

59 00 white PP - food compliant

OTHER COLOURS ON REQUEST

B

SOLID side walls | SOLID side walls Open hand grip | SOLID bottom

S

PERFORATED side walls | PERFORATED side walls Open hand grip | PERFORATED bottom

L Volume in litres per single unit

CUSTOMISED MARKING on request

ACCESSORIES

LID

ART.		dim. mm	min. purchase order	sales lots	availability
FAX NL 64SE 00	51 01	600 x 400	one unit	one unit	on stock
	51 XB		160 units (pallet)	160 units (pallet)	on stock
	59 00		160 units (pallet)	160 units (pallet)	on stock

PACKING SLIP FIXING SPRING

ART.	dim. mm	availability
FAXEBMB00000099	75 x 20 x 20	on stock



SNAP SPRING FOR LID CLOSING

ART.	dim. mm	availability
FAXNLMSC0000099	34 x 20 x 17	on stock

TECHNICAL MEASURES

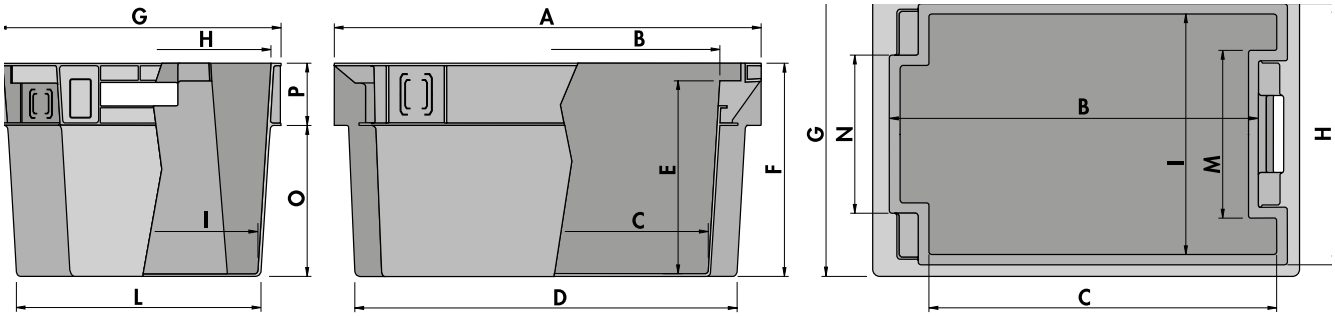

ART. CONTAINERS	A	B	C	D	E	F	G	H	I	L	M	N	O	P
FAX NL 6420 B 0	601	524	455	536	178	201	399	371	338	345	220	202	141	60
FAX NL 6420 S 0	601	524	455	535	178	201	398	368	338	345	219	202	141	60
FAX NL 6430 B 0	602	527	453	537	272	301	398	370	338	346	220	202	214	86
FAX NL 6430 S 0	601	525	455	536	273	300	398	370	336	345	220	202	214	86
FAX NL 6440 B 0	602	526	453	535	372	401	398	367	336	345	218	203	284	117
FAX NL 6440 S 0	601	526	454	535	374	401	399	370	337	344	220	202	285	117

PICKING BOX

Picking Box Series polypropylene containers are the ideal solution for any storage requirement - in warehouses, in workshops, and along assembly lines. They allow all contents to be always clearly visible and ready at your fingertips - making withdrawal extremely easy. These containers are stackable in a stable and safe manner and the ready availability of the material is ensured even when they are stacked.

BOTTOM

smooth bottom

A

ribbed bottom

B

45° ribbed bottom with cross bar

E

CROSS BAR

The containers are fitted with a cross bar fixed to the front of the container - the function of which is avoiding any deformation of the side walls in the event of large-volume loads and making the container easier to grab.

SIDE REINFORCEMENT

A side stiffener on the bottom allows containers to be stacked while ensuring maximum safety even under full load conditions.

LIFTING

Lifting and handling are made possible by practical handles for quick gripping even with gloved hands.

CODING Picking Box

		bottom configurations			material	colour
FAX	PB	C3A2	B	0	51	01
	container series	container size				

RAW MATERIAL

PP	PP	PP	PP	PP		
51 01	51 02	51 03	51 04	51 05	54 01	52 07
grey polypropylene	green polypropylene	red polypropylene	blue polypropylene	yellow polypropylene	grey ecogreen	black PP - ESD

PICKING BOX

Ref.	ART.		Container dim. mm	L	mes.	min. purchase order	units per box	units per pallet	pallet dimensions mm	availability
1	FAX PB Z001 A 0	51 01	72/60 x 45 x 32 h	0,08	01	box	100	-	-	on stock
		51 02				box				on stock
		51 03				box				on stock
		51 04				box				on stock
		51 05				box				on stock
2	FAX PB Z000 A 0	51 01	85/65 x 95 x 45 h	0,25	0	box	98	-	-	on stock
		51 02				box				on stock
		51 03				box				on stock
		51 04				box				on stock
		51 05				box				on stock
		52 07				box				on stock
3	FAX PB C001 A 0	51 01	160/140 x 95 x 75 h	1	1	box	50	1750	1300 x 1100 x 2000 h	on stock
		51 02				box				on stock
		51 03				box				on stock
		51 04				box				on stock
		51 05				box				on stock
		54 01				box				on stock
		52 07				box				on stock
4	FAX PB C002 A 0	51 01	230/200 x 140 x 130 h	3,8	2	box	54	1080	1450 x 1200 x 2100 h	on stock
		51 02				box				on stock
		51 03				box				on stock
		51 04				box				on stock
		51 05				box				on stock
		54 01				box				on stock
		52 07				box				on stock

Material/ colour range

PP	PP	PP	PP	PP	
51 01 grey polypropylene	51 02 green polypropylene	51 03 red polypropylene	51 04 blue polypropylene	51 05 yellow polypropylene	54 01 grey ecogreen

Ref.	ART.		Container dim. mm	L	mes.	min. purchase order	units per box	units per pallet	pallet dimensions mm	availability
5	FAX PB C3A2 B 0	51 01	350/300 x 200 x 145 h	9,4	3A2	box	21	252	1400 x 1100 x 2000 h	on stock
		51 02				box				on stock
		51 03				box				on stock
		51 04				box				on stock
		51 05				box				on stock
		54 01				box				on stock
		52 07				box				on stock
6	FAX PB C003 B 0	51 01	350/300 x 200 x 200 h	12,5	3	box	15	180	1300 x 1000 x 2000 h	on stock
		51 02				box				on stock
		51 03				box				on stock
		51 04				box				on stock
		51 05				box				on stock
		54 01				box				on stock
		52 07				box				on stock
7	FAX PB Z3L5 B 0	51 01	350/300 x 450 x 145 h	19	3L5	box	14	112	1450 x 1000 x 2100 h	on stock
		51 02				box				on stock
		51 03				box				on stock
		51 04				box				on stock
		51 05				box				on stock
8	FAX PB C4A2 B 0	51 01	500/450 x 300 x 145 h	20	4A2	box	14	112	1300 x 1000 x 2000 h	on stock
		51 02				box				on stock
		51 03				box				on stock
		51 04				box				on stock
		51 05				box				on stock

solid bottom

A

ribbed bottom

B

L Volume in litres per single unit

CUSTOMISED MARKING
on request

52 07 black PP - ESD

OTHER COLOURS ON REQUEST

PICKING BOX

Ref.	ART.		Container dim. mm	L	mes.	min. purchase order	units per box	units per pallet	pallet dimensions mm	availability
9	FAX PB C004 B 0	51 01	500/450 x 300 x 200 h	28	4	box	10	80	1300 x 1000 x 2000 h	on stock
		51 02				box				on stock
		51 03				box				on stock
		51 04				box				on stock
		51 05				box				on stock
		54 01				box				on stock
		52 07				box				on stock
10	FAX PB C4A5 B 0	51 01	500/450 x 300 x 300 h	42	4A5	box	6	48	1300 x 1000 x 1850 h	on stock
		51 02				box				on stock
		51 03				box				on stock
		51 04				box				on stock
		51 05				box				on stock
11	FAX PB Z5P4 E 0	51 01	520/450 x 450 x 300 h	63	5P4	one unit	-	42	1400 x 1100 x 2100 h	on stock
		51 02				one unit				on stock
		51 03				one unit				on stock
		51 04				one unit				on stock
		51 05				one unit				on stock
12	FAX PB Z005 E 0	51 01	700/630 x 450 x 300 h	88	5	one unit	-	28	1450 x 1000 x 2100 h	on stock
		51 02				one unit				on stock
		51 03				one unit				on stock
		51 04				one unit				on stock
		51 05				one unit				on stock

A
solid bottom

B
ribbed bottom

E
45° ribbed bottom with cross bar

L Volume in litres
per single unit

CUSTOMISED
MARKING
on request

Material/
colour range

PP	PP	PP	PP	PP	
51 01 grey polypropylene	51 02 green polypropylene	51 03 red polypropylene	51 04 blue polypropylene	51 05 yellow polypropylene	54 01 grey ecogreen

PICKING BOX ACCESSORIES

FRONT TO BACK GALVANISED DIVIDER

ART.	dim. mm	For art.	availability
FPBDC0030000099	307 x 160 h	FAX PB **C003 B**0	on stock
FPBDC3A20000099	302 x 105 h	FAX PB **C3A2 B**0	on stock
FPBDC3L50000099	326 x 115 h	FAX PB **C3L5 B**0	on stock
FPBDC4A20000099	457 x 120 h	FAX PB **C4A2 B**0	on stock
FPBDC0040000099	462 x 160 h	FAX PB **C004 B**0	on stock
FPBDC4A50000099	460 x 249 h	FAX PB **C4A5 B**0	on stock

GALVANISED



GALVANISED SUB-DIVIDERS

ART.	For art.	availability
FPBDC0040000199	FAX PB **C004 B**0	on stock

GALVANISED

FRONT TO BACK GALVANISED DIVIDER WITH PAIR OF SUPPORTS

ART.	dim. mm	For art.	availability
FPBDZ5P40000299	473 x 215 H	FAX PB **Z5P4 E**0	on stock
FPBDZ0050000299	654 x 214 H	FAX PB **Z005 E**0	on stock

GALVANISED

SUPPLEMENTARY FRONT TO BACK GALVANISED DIVIDER

ART.	dim. mm	For art.	availability
FPBDZ5P40000099	473 x 215 H	FAX PB **Z5P4 E**0	on stock
FPBDZ0050000099	654 x 214 H	FAX PB **Z005 E**0	on stock

GALVANISED



FRONT TO BACK PLASTIC DIVIDER

PS

ART.	dim. mm	For art.	min. purchase order	units per package	availability
FAX PB DC3A 2071 07	300 x 105 h	FAX PB **C3A2 B**0	package	10	on stock
FAX PB DC00 3071 07	305 x 160 h	FAX PB **C003 B**0	package	10	on stock
FAX PB DZ3L 5071 07	325 x 105 h	FAX PB **Z3L5 B**0	package	10	on stock
FAX PB DC00 4071 07	460 x 160 h	FAX PB **C004 B**0	package	10	on stock
FAX PB DC4A 5071 07	460 x 250 h	FAX PB **C4A5 B**0	package	10	on stock

52 07 black PP - ESD

OTHER COLOURS ON REQUEST

Made of transparent polystyrene, the screen allows for the contained product to be easily identified and, at the same time, protected from dust. It can be hinged on the front of the container and, when closed, it increases the load capacity.

DUST COVER

PS

ART.	For art.	min. purchase order	units per package	availability
FAX PB MC 0030 68 96	FAX PB **C003 B**0	package	10	on stock
FAX PB MC 3A20 68 96	FAX PB **C3A2 B**0	package	10	on stock
FAX PB MC 0040 68 96	FAX PB **C004 B**0	package	10	on stock
FAX PB MC 4A50 68 96	FAX PB **C4A5 B**0	package	10	on stock

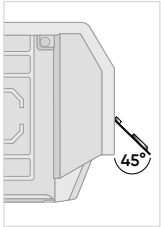

INCLINED LABEL HOLDER

ART.	dim. mm	For art.	availability
FPBHC0000000099	100 x 67	FAX PB **C3A2 B**0	on stock
		FAX PB **C003 B**0	on stock
		FAX PB **C004 B**0	on stock
		FAX PB **C4A5 B**0	on stock
FPBHZ0000000099	128 x 90	FAX PB **Z5P4 E**0	on stock
		FAX PB **Z005 E**0	on stock

TECHNICAL MEASURES

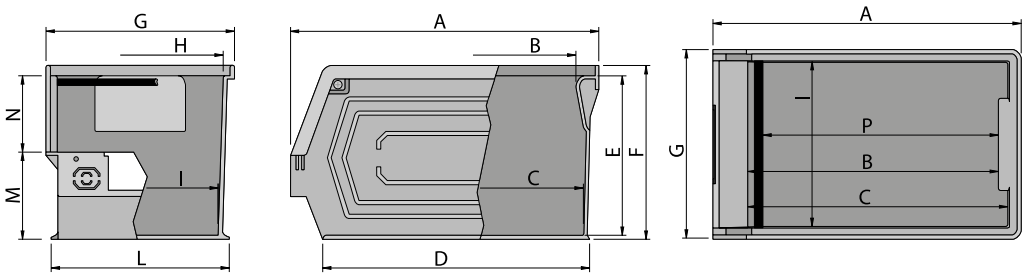

ART. CONTAINERS	A	B	C	D	E	F	G	H	I	L	M	N	O
FAX PB Z001 A 0	77	55	55	59	32	37	50	40	39	47	18	15	-
FAX PB Z000 A 0	93	63	63	67	44	52	103	92	90	99	27	21	-
FAX PB Z3L5 B 0	352	295	295	307	131	146	469	439	432	455	75	60	-
FAX PB Z5P4 E 0	535	412	433	452	277	300	472	436	430	459	151	132	362
FAX PB Z005 E 0	720	598	618	636	276	300	471	434	428	459	150	131	545

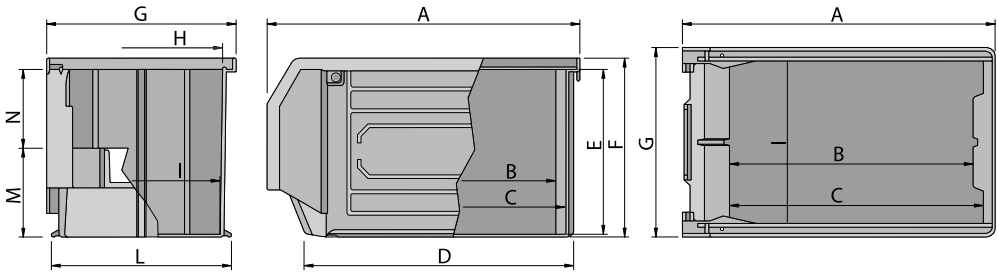

ART. CONTAINERS	A	B	C	D	E	F	G	H	I	L	M	N
FAX PB C001 A 0	169	134	134	136	66	75	102	88	87	96	35	34
FAX PB C002 A 0	235	193	193	202	111	122	149	128	125	141	61	52
FAX PB C3A2 B 0	342	272	285	296	130	142	209	185	182	201	71	61
FAX PB C003 B 0	347	269	279	291	186	200	209	181	178	200	99	90
FAX PB C4A2 B 0	501	427	440	450	129	143	311	284	279	300	75	60
FAX PB C004 B 0	500	425	436	443	185	200	312	285	281	303	100	88
FAX PB C4A5 B 0	501	423	433	445	286	301	313	284	279	302	150	141

STORAGE BOX

The polypropylene containers from our Storage Box series meet any special material handling and storage need. They are easy to handle and lightweight, plus their smooth interior makes them easy to clean; in addition, they are built with sturdy edges for stacking strength and safety. Stackability, combined with high containment capacity, enables to make the most of the available space.

SIDE REINFORCEMENT

A side reinforcement on the bottom allows boxes to be stacked while ensuring maximum safety even under full load conditions.

BOTTOM

smooth bottom **A**

ribbed bottom **B**

45° ribbed bottom **C**

HANDLES - SIDE

lifting bar

solid side walls

CODING Storage Box

FAX	SB	Z3A2	B	0	51	01
	series container	container size	bottom configurations		material	colour

RAW MATERIAL

PP	PP	PP	PP	PP		
51 01	51 02	51 03	51 04	51 05	54 01	52 07
grey polypropylene	green polypropylene	red polypropylene	blue polypropylene	yellow polypropylene	grey ecogreen	black PP - ESD

STORAGE BOX

Ref.	ART.		Container dim. mm	L	mes.	min. purchase order	units per box	units per pallet	pallet dimensions mm	availability
1	FAX SB Z701 A 0	51 01	145 x 90 x 70 h	0,9	701	box	50	1600	-	on stock
		51 02				box				on stock
		51 03				box				on stock
		51 04				box				on stock
		51 05				box				on stock
		52 07				pallet				on stock
2	FAX SB Z702 A 0	51 01	145 x 140 x 70 h	1,4	702	box	30	960	-	on stock
		51 02				box				on stock
		51 03				box				on stock
		51 04				box				on stock
		51 05				box				on stock
		52 07				pallet				on stock
3	FAX SB Z002 B 0	51 01	200 x 140 x 130 h	3,6	272-2	box	54	1080	1400 x 1100 x 1660 h	on stock
		51 02				box				on stock
		51 03				box				on stock
		51 04				box				on stock
		51 05				box				on stock
		52 07				pallet				on stock
4	FAX SB Z3A2 B 0	51 01	300 x 200 x 145 h	8,7	272-3A2	box	21	252	1350 x 1100 x 2000 h	on stock
		51 02				box				on stock
		51 03				box				on stock
		51 04				box				on stock
		51 05				box				on stock
		52 07				pallet				on stock

Material/ colour range

PP	PP	PP	PP	PP	
51 01 grey polypropylene	51 02 green polypropylene	51 03 red polypropylene	51 04 blue polypropylene	51 05 yellow polypropylene	54 01 grey ecogreen

Ref.	ART.		Container dim. mm	L	mes.	min. purchase order	units per box	units per pallet	pallet dimensions mm	availability
5	FAX SB Z4A2 B 0	51 01	450 x 300 x 120 h	16,2	272-4A2	box	16	128	1300 x 1100 x 1900 h	on stock
		51 02				box				on stock
		51 03				box				on stock
		51 04				box				on stock
		51 05				box				on stock
		52 07				pallet				on stock
6	FAX SB Z004 B 0	51 01	450 x 300 x 200 h	27	272-4	box	10	80	1300 x 1100 x 2000 h	on stock
		51 02				box				on stock
		51 03				box				on stock
		51 04				box				on stock
		51 05				box				on stock
		52 07				pallet				on stock
7	FAX SB Z4A5 C 0	51 01	450 x 300 x 300 h	40,5	272-4A5	box	6	48	1300 x 1100 x 2160 h	on stock
		51 02				box				on stock
		51 03				box				on stock
		51 04				box				on stock
		51 05				box				on stock
8	FAX SB Z005 C 0	51 01	630 x 450 x 300 h	85	272-5	one unit	-	28	1300 x 1000 x 2110 h	on stock
		51 02				one unit				on stock
		51 03				one unit				on stock
		51 04				one unit				on stock
		51 05				one unit				on stock

solid bottom

A

ribbed bottom

B

45° ribbed bottom

C

L Volume in litres per single unit

CUSTOMISED MARKING
on request

52 07 black PP - ESD

OTHER COLOURS ON REQUEST

STORAGE BOX

TECHNICAL MEASURES

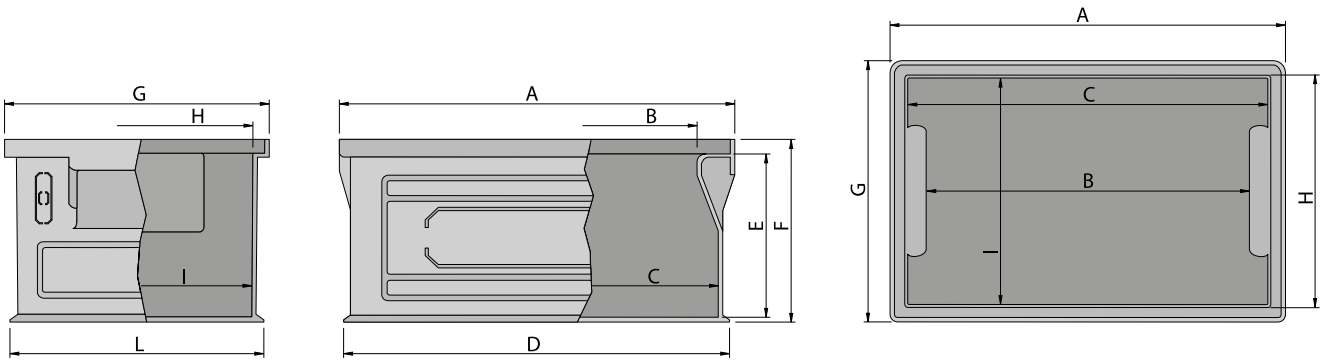

ART. containers	A	B	C	D	E	F	G	H	I	L
FAX SB Z701 A 0	144	127	123	137	63	70	91	84	81	84
FAX SB Z702 A 0	144	126	124	137	63	70	139	132	126	132
FAX SB Z002 B 0	211	178	187	202	110	123	148	129	125	140
FAX SB Z3A2 B 0	311	255	284	303	130	144	209	184	182	201
FAX SB Z4A2 B 0	463	427	423	453	105	120	313	277	275	304
FAX SB Z004 B 0	464	403	425	452	181	197	312	288	277	301
FAX SB Z4A5 C 0	466	407	426	453	285	301	314	281	276	302
FAX SB Z005 C 0	655	570	604	638	276	299	471	435	429	458

RK BOX

Everything neatly arranged and clearly visible in a flexible and functional warehouse: this was the result that we achieved after we set out to design our RK Box storage polypropylene boxes and shelving. Available in ten different sizes to meet every need, the boxes are particularly suitable for spare parts dealers - thanks both to their resistance to oils and to their internal partitioning options.

SIDE WALLS

Made of first grade polypropylene, the RK Box boxes have walls reinforced by special ribs for impact resistance.

BOTTOM

Smooth bottom

HANDLES

A special handle, supplied on request, facilitates lifting and handling RK Box boxes.

MARKING

On request

LABELS

Equipped with label holders, available in different sizes proportionally to the size of the boxes to which they are applied.

DIVIDERS

Made of transparent polystyrene, bin dividers allow box internal space to be divided into several compartments.

RAW MATERIAL

PP

51 04

blue
polypropylene

52 07

black
PP - ESD

CODING RK Box

FAX	RB	3012	0	0	51	04
	series container	width	depth		material	colour

RK BOX



Ref.	ART.		Container dim. mm	L	transversal dividers	min. purchase order	units per box	units per pallet	pallet dimensions mm	availability
1	FAX RB 3012 00	51 04	300 x 120 x 100 h	2	4	box	32	512	1300 x 1000 x 1700 h	on stock
		52 07				box				on stock
2	FAX RB 4012 00	51 04	400 x 120 x 100 h	3	6	box	32	384	1300 x 1000 x 1700 h	on stock
		52 07				box				on stock
3	FAX RB 5012 00	51 04	500 x 120 x 100 h	4	8	box	32	256	1300 x 1000 x 1700 h	on stock
		52 07				box				on stock
4	FAX RB 3016 00	51 04	300 x 160 x 100 h	3	4	box	24	284	1300 x 1000 x 1700 h	on stock
		52 07				box				on stock
5	FAX RB 4016 00	51 04	400 x 160 x 100 h	5	6	box	24	288	1300 x 1000 x 1700 h	on stock
		52 07				box				on stock
6	FAX RB 5016 00	51 04	500 x 160 x 100 h	5,5	8	box	24	192	1300 x 1000 x 1700 h	on stock
		52 07				box				on stock
7	FAX RB 6016 00	51 04	600 x 160 x 100 h	7	10	box	24	192	1300 x 1000 x 1700 h	on stock
		52 07				box				on stock
8	FAX RB 4024 00	51 04	400 x 240 x 100 h	7	6	box	16	192	1300 x 1000 x 1700 h	on stock
		52 07				box				on stock
9	FAX RB 5024 00	51 04	500 x 240 x 100 h	9	8	box	16	128	1300 x 1000 x 1700 h	on stock
		52 07				box				on stock

Material/ colour range

PP

51 04 blue polypropylene

52 07 black PP - ESD

OTHER COLOURS ON REQUEST

10

11

Ref.	ART.		Container dim. mm	L	transversal dividers	min. purchase order	units per box	units per pallet	availability
10	FAX RB 6516 00	52 07	650 x 160 x 100 h	7,5	11	box	24	192	on stock
11	FAX RB 4314 00	51 04	435 x 140 x 80 h	3,5	7	box	30	540	on stock

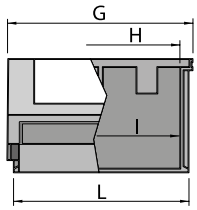

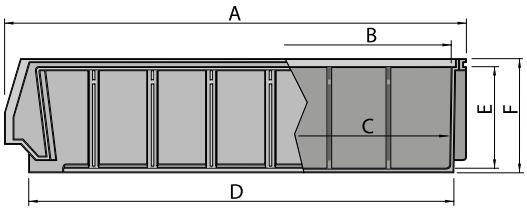

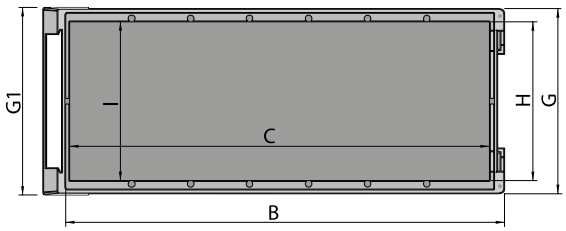

ART. stacking container	A	B	C	D	E	F	G	G1	H	I	L
FAX RB 3012 00	299	262	257	265	89	100	121	121	98	95	112
FAX RB 4012 00	401	365	357	367	89	100	121	121	98	96	111
FAX RB 5012 00	503	466	461	468	89	100	120	120	97	95	112
FAX RB 3016 00	299	263	260	267	89	100	160	162	138	136	151
FAX RB 4016 00	399	363	358	367	89	100	160	162	138	136	150
FAX RB 5016 00	499	464	460	467	89	100	159	162	139	136	150
FAX RB 6016 00	601	565	560	569	89	100	160	162	138	136	151
FAX RB 4024 00	401	363	358	367	89	100	240	242	216	215	232
FAX RB 5024 00	504	466	461	469	89	100	241	243	217	215	231
FAX RB 6516 00	655	618	613	621	88	101	161	163	138	136	151
FAX RB 4314 00	434	421	403	420	70	79	139	139	122	121	127

RK BOX

RK Box boxes are ideally suitable for special RK Box racking systems: made of sheet steel, they have been designed according to modular criteria to meet multiple operational needs. In the upper part, the rack has two positioning wings to facilitate stacking, while a plinth can be inserted in the lower part. Shelving units of the same depth, or of decreasing depth, can be placed on top of each other. The shelves are fixed and have slots for inserting guides to ensure box sliding.

FRONT STOP

The racks can be installed on vans. In this case, it is advisable to use special galvanised steel stops to prevent the boxes from slipping off.

REAR STOP

Galvanised steel retainer that prevents the boxes from slipping off the shelves when they are pulled out.

RACK STACKING

PLINTH INSERTION

Courtesy of Fral srl

500x300x545 mm H

ART.	Dim. mm
FRBBX3000000001	500x300x545 H

01
RAL 7000

ART.	Dim. mm
FRBBX3016000001	500x300x545 H

COMPLETE WITH 16 PCS. ART. FAX RB 3012 00 51 04

01
RAL 7000

ART.	Dim. mm
FRBBX3012000001	500x300x545 H

COMPLETE WITH 12 PCS. ART. FAX RB 3016 00 51 04

01
RAL 7000

ART.	Dim. mm
FRBBX3014000001	500x300x545 H

COMPLETE WITH 8 PCS. ART. FAX RB 3012 00 51 04
6 PCS. ART. FAX RB 3016 00 51 04

01
RAL 7000

RK BOX

500x400x545 mm H

ART.	Dim. mm
FRBBX4000000001	500x400x545 H

01
RAL 7000

ART.	Dim. mm
FRBBX4016000001	500x400x545 H

COMPLETE WITH 16 PCS. ART. FAX RB 4012 00 51 04

01
RAL 7000

ART.	Dim. mm
FRBBX4012000001	500x400x545 H

COMPLETE WITH 12 PCS. ART. FAX RB 4016 00 51 04

01
RAL 7000

ART.	Dim. mm
FRBBX4014000001	500x400x545 H

COMPLETE WITH 8 PCS. ART. FAX RB 4012 00 51 04
6 PCS. ART. FAX RB 4016 00 51 04

01
RAL 7000

ART.	Dim. mm
FRBBX4008000001	500x400x545 H

COMPLETE WITH 8 PCS. ART. FAX RB 4024 00 51 04

01
RAL 7000

ART.	Dim. mm
FRBBX4012000101	500x400x545 H

COMPLETE WITH 8 PCS. ART. FAX RB 4012 00 51 04
4 PCS. ART. FAX RB 4024 00 51 04

01
RAL 7000

ART.	Dim. mm
FRBBX4010000001	500x400x545 H

COMPLETE WITH 6 PCS. ART. FAX RB 4016 00 51 04
4 PCS. ART. FAX RB 4024 00 51 04

01
RAL 7000

ART.	Dim. mm
FRBBX4012000201	500x400x545 H

COMPLETE WITH 4 PCS. ART. FAX RB 4012 00 51 04
6 PCS. ART. FAX RB 4016 00 51 04
2 PCS. ART. FAX RB 4024 00 51 04

01
RAL 7000

Fami Storage Systems

RK BOX

500x500x545 mm H

ART.	Dim. mm
FRBBX5000000001	500x500x545 H

01
RAL 7000

ART.	Dim. mm
FRBBX5016000001	500x500x545 H

COMPLETE WITH 16 PCS. ART. FAX RB 5012 00 51 04

01
RAL 7000

ART.	Dim. mm
FRBBX5012000001	500x500x545 H

COMPLETE WITH 12 PCS. ART. FAX RB 5016 00 51 04

01
RAL 7000

ART.	Dim. mm
FRBBX5014000001	500x500x545 H

COMPLETE WITH 8 PCS. ART. FAX RB 5012 00 51 04
6 PCS. ART. FAX RB 5016 00 51 04

01
RAL 7000

ART.	Dim. mm
FRBBX5008000001	500x500x545 H

COMPLETE WITH 8 PCS. ART. FAX RB 5024 00 51 04

01
RAL 7000

ART.	Dim. mm
FRBBX5012000101	500x500x545 H

COMPLETE WITH 8 PCS. ART. FAX RB 5012 00 51 04
4 PCS. ART. FAX RB 5024 00 51 04

01
RAL 7000

ART.	Dim. mm
FRBBX5010000001	500x500x545 H

COMPLETE WITH 6 PCS. ART. FAX RB 5016 00 51 04
4 PCS. ART. FAX RB 5024 00 51 04

01
RAL 7000

ART.	Dim. mm
FRBBX5012000201	500x500x545 H

COMPLETE WITH 4 PCS. ART. FAX RB 5012 00 51 04
6 PCS. ART. FAX RB 5016 00 51 04
2 PCS. ART. FAX RB 5024 00 51 04

01
RAL 7000

500x600x545 mm H

ART.	Dim. mm
FRBBX6000000001	500x600x545 H

01
RAL 7000

ART.	Dim. mm
FRBBX6012000001	500x600x545 H

COMPLETE WITH 12 PCS. ART. FAX RB 6016 00 51 04

01
RAL 7000

RK BOX ACCESSORIES

PLINTHS

ART.	dim. mm	for shelves ART.	availability
FR BB X3Z0 000 00 01	485 x 275 x 90 h	FR BB X300 000 00 01	on stock
FR BB X4Z0 000 00 01	485 x 375 x 90 h	FR BB X400 000 00 01	on stock
FR BB X5Z0 000 00 01	485 x 475 x 90 h	FR BB X500 000 00 01	on stock
FR BB X6Z0 000 00 01	485 x 575 x 90 h	FR BB X600 000 00 01	on stock

01
RAL 7000

SAFETY GUARDS FOR STACKING HOUSING

ART.	dim. mm	for shelves ART.	availability
FRBS50000000099	509 x 140	FR BB X300 000 00 01	on stock
		FR BB X400 000 00 01	on stock
		FR BB X500 000 00 01	on stock
		FR BB X600 000 00 01	on stock

GUIDES FOR STACKING HOUSINGS

ART.	for shelves ART.	availability
F ST 9830 00 99	FR BB X300 000 00 01	on stock
F ST 9840 00 99	FR BB X400 000 00 01	on stock
F ST 9850 00 99	FR BB X500 000 00 01	on stock
F ST 9860 00 99	FR BB X600 000 00 01	on stock

HANDLES

ART.		dim. mm	for containers ART.	availability
FAX RBH12 000	51 04	70 x 90 h	FAX RB 3012 00	on stock
			FAX RB 4012 00	on stock
	52 07		FAX RB 5012 00	on stock
FAX RBH16 000	51 04	120 x 80 h	FAX RB 3016 00	on stock
			FAX RB 4016 00	on stock
	52 07		FAX RB 5016 00	on stock
			FAX RB 6016 00	on stock
FAX RBH24 000	51 04	110 x 90 h	FAX RB 4024 00	on stock
	52 07		FAX RB 5024 00	on stock

GALVANISED STOPS FOR BOXES

ART.	Ø mm	for containers ART.	availability
FRBS12000000099	3 Ø	FAX RB 3012 00	on stock
		FAX RB 4012 00	on stock
		FAX RB 5012 00	on stock
FRBS16000000099	3 Ø	FAX RB 3016 00	on stock
		FAX RB 4016 00	on stock
		FAX RB 5016 00	on stock
		FAX RB 6016 00	on stock
		FAX RB 4024 00	on stock
		FAX RB 5024 00	on stock

GALVANISED SIDEWAYS DIVIDERS

ART.	dim. mm	for containers ART.	availability
FRBD30000000099	268 x 88 h	FAX RB 3012 00	on stock
		FAX RB 3016 00	on stock
FRBD40000000099	368 x 88 h	FAX RB 4012 00	on stock
		FAX RB 4016 00	on stock
		FAX RB 4024 00	on stock
FRBD50000000099	468 x 88 h	FAX RB 5012 00	on stock
		FAX RB 5016 00	on stock
		FAX RB 5024 00	on stock
FRBD60000000099	568 x 88 h	FAX RB 6016 00	on stock

TRANSVERSAL DIVIDERS

ART.		dim. mm	for shelves ART.	availability
FAX RBD12 000	68 96	100 x 90 h	FAX RB 3012 00	on stock
			FAX RB 4012 00	on stock
	52 07		FAX RB 5012 00	on stock
FAX RBD14 000	68 96	137 x 75 h	FAX RB 4314 00	on stock
FAX RBD16 000	68 96	145 x 90 h	FAX RB 3016 00	on stock
			FAX RB 4016 00	on stock
	52 07		FAX RB 5016 00	on stock
			FAX RB 6016 00	on stock
FAX RBD24 000	68 96	225 x 90 h	FAX RB 4024 00	on stock
	52 07		FAX RB 5024 00	on stock

LABELS FOR TRANSVERSAL DIVIDERS

ART.	label dim. mm	no. labels per sheet	for dividers ART.	availability
FAX RBE T240 000 00	80 x 24	24	FAX RB D120 00	on stock
FAX RBE T160 000 00	121 x 24	16	FAX RB D160 00	on stock
			FAX RB D240 00	on stock

LABELS FOR CONTAINERS

ART.	label dim. mm	no. labels per sheet	for containers ART.	availability
FAX RB ET120 000 00	79 x 44	12	FAX RB 3012 00	on stock
			FAX RB 4012 00	on stock
			FAX RB 5012 00	on stock
FAX RB ET080 000 00	121 x 44	8	FAX RB 3016 00	on stock
			FAX RB 4016 00	on stock
			FAX RB 5016 00	on stock
			FAX RB 6016 00	on stock
			FAX RB 4314 00	on stock
FAX RB ET060 000 00	200 x 43	6	FAX RB 4024 00	on stock
			FAX RB 5024 00	on stock

Material/ colour range

PP
51 04 blue polypropylene

52 07 black PP - ESD

PS
68 96 transparent polystyrene

VISUAL BOX

The Visual Box series chests of drawers consist of a grey ABS structure and transparent high strength polystyrene drawers.

Available in different models by depth and height, they all have a width of 600 mm which allows them to be stacked in a variety of combinations.

DRAWERS

The drawers, made of high strength transparent polystyrene, are housed in a special ABS container, designed to be fitted on Visual Box series shelves or trolleys or fixed to the wall with anchors.

STACKING

Available in different models by depth and height, Visual Box series chests of drawers all feature a width of 600 mm. Thanks to this feature, modules of the same depth and of decreasing depth can be stacked, allowing for a variety of combinations.

FRONTAL OPENING

Featuring a convenient tilting opening, the Visual Box series drawer units ensure optimal access to the contained product.

ORGANISATION

Equipped with a practical handle, the Visual Box series drawer units optimally respond to the most diverse needs.

RAW MATERIAL

PS

transparent polystyrene

ABS

grey

CODING Visual Box

FAX	VB	CH0	02	000	01
	container series		number of tilting drawers		colours

VISUAL BOX



Ref.	ART.	Chest of drawers dimensions mm	Drawer dim. mm	min. purchase order	units per box	units per pallet	availability
1	**FAX VB CH0 09 000 01**	600 x 69 x 77 h	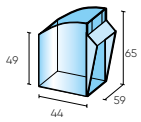	box	2	468	**on stock**
2	**FAX VB CH0 06 000 01**	600 x 98 x 112 h	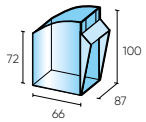	box	2	216	**on stock**
3	**FAX VB CH0 05 000 01**	600 x 141 x 164 h	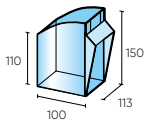	box	1	120	**on stock**

PS ABS

1009 transparent polystyrene 01 grey

Ref.	ART.	Chest of drawers dimensions mm	Drawer dim. mm	min. purchase order	units per box	units per pallet	availability
4	**FAX VB CH0 04 000 01**	600 x 174 x 206 h	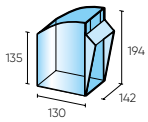	box	1	80	**on stock**
5	**FAX VB CH0 03 000 01**	600 x 209 x 240 h	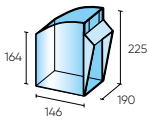	box	1	56	**on stock**
6	**FAX VB CH0 02 000 01**	600 x 311 x 353 h	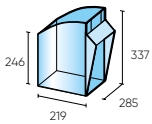	box	1	30	**on stock**

VISUAL BOX

BENCH FRAME

ART.	Dim. mm	
FV BS D050 000 00 01	610x150x500 H	

01
RAL 7000

BENCH FRAME WITH CHESTS OF DRAWERS

ART.	Dim. mm	
FV BS D050 015 00 01	610x189,5x500 H	

COMPLETE WITH:
1 ART. FAX VB CH0 06 000 01
1 ART. FAX VB CH0 05 000 01
1 ART. FAX VB CH0 04 000 01

01
RAL 7000

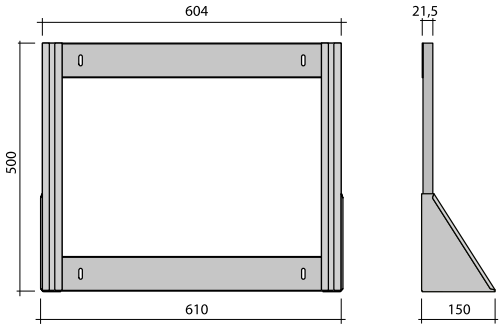

A practical support suitable for containing Visual Box drawers units, this frame is designed to be placed on the workbench for the operator to always have a small warehouse ready at hand. Made of painted sheet steel, it is supplied in RAL 7000 grey colour.

Fami Storage Systems

VISUAL BOX

A

B 36 total drawers

C 21 total drawers

D 10 total drawers

WALL FRAME

Ref.	ART.	Dim. mm	Chests of drawers included	Quantity	
A	FV BS W030 000 00 01	600x28x300 H	-	-	
B	FV BS W030 036 00 01	600x78x308 H	FAX VB CH0 09 000 01	4	
C	FV BS W030 021 00 01	600x107x300 H	FAX VB CH0 09 000 01 FAX VB CH0 06 000 01	1 2	
D	FV BS W030 010 00 01	600x150x328 H	FAX VB CH0 05 000 01	2	

01
RAL 7000

A

B 54 total drawers

C 36 total drawers

D 15 total drawers

WALL FRAME

Ref.	ART.	Dim. mm	Chests of drawers included	Quantity	
A	FV BS W050 000 00 01	600x28x500 H	-	-	
B	FV BS W050 054 00 01	600x78x500 H	FAX VB CH0 09 000 01	6	
C	FV BS W050 036 00 01	600x107x500 H	FAX VB CH0 09 000 01 FAX VB CH0 06 000 01	2 3	
D	FV BS W050 015 00 01	600x183x500 H	FAX VB CH0 06 000 01 FAX VB CH0 05 000 01 FAX VB CH0 04 000 01	1 1 1	

01
RAL 7000

A

B 72 total drawers

C 39 total drawers

D 28 total drawers

WALL FRAME

Ref.	ART.	Dim. mm	Chests of drawers included	Quantity	
A	FV BS W065 000 00 01	600x28x650 H	-	-	
B	FV BS W065 072 00 01	600x78x650 H	FAX VB CH0 09 000 01	8	
C	FV BS W065 039 00 01	600x107x650 H	FAX VB CH0 09 000 01 FAX VB CH0 06 000 01	1 5	
D	FV BS W065 028 00 01	600x150x664 H	FAX VB CH0 06 000 01 FAX VB CH0 05 000 01	3 2	

01
RAL 7000



A

B 84 total drawers

C 54 total drawers

D 29 total drawers

WALL FRAME

Ref.	ART.	Dim. mm	Chests of drawers included	Quantity	
A	FV BS W100 000 00 01	600x41x1000 H	-	-	
B	FV BS W100 084 00 01	600x113x1022 H	FAX VB CH0 09 000 01 FAX VB CH0 06 000 01	6 5	
C	FV BS W100 054 00 01	600x113x1008 H	FAX VB CH0 06 000 01	9	
D	FV BS W100 029 00 01	600x224x1000 H	FAX VB CH0 06 000 01 FAX VB CH0 05 000 01 FAX VB CH0 04 000 01 FAX VB CH0 03 000 01	2 2 1 1	

01
RAL 7000

VISUAL BOX



(A)

(B) 123 total drawers

(C) 84 total drawers

(D) 64 total drawers

WALL FRAME

Ref.	ART.	Dim. mm	Chests of drawers included	Quantity	
(A)	FV BS W150 000 00 01	600x41x1500 H	-	-	
(B)	FV BS W150 123 00 01	600x113x1500 H	FAX VB CH0 09 000 01 FAX VB CH0 06 000 01	9 7	
(C)	FV BS W150 084 00 01	600x113x1568 H	FAX VB CH0 06 000 01	14	
(D)	FV BS W150 064 00 01	600x224x1540 H	FAX VB CH0 09 000 01 FAX VB CH0 06 000 01 FAX VB CH0 05 000 01 FAX VB CH0 04 000 01 FAX VB CH0 03 000 01	2 4 3 1 1	

01
RAL 7000



(A)

(B) 132 total drawers

(C) 99 total drawers

(D) 66 total drawers

WALL FRAME

Ref.	ART.	Dim. mm	Chests of drawers included	Quantity	
(A)	FV BS W175 000 00 01	600x41x1750 H	-	-	
(B)	FV BS W175 132 00 01	600x113x1750 H	FAX VB CH0 09 000 01 FAX VB CH0 06 000 01	8 10	
(C)	FV BS W175 099 00 01	600x113x1757 H	FAX VB CH0 09 000 01 FAX VB CH0 06 000 01	1 15	
(D)	FV BS W175 066 00 01	600x224x1750 H	FAX VB CH0 09 000 01 FAX VB CH0 06 000 01 FAX VB CH0 05 000 01 FAX VB CH0 04 000 01 FAX VB CH0 03 000 01	1 6 2 2 1	

01
RAL 7000

VISUAL BOX



A

B 144 total drawers

C 100 total drawers

D 43 total drawers

WALL FRAME

Ref.	ART.	Dim. mm	Chests of drawers included	Quantity	
A	FV BS W195 000 00 01	600x41x1950 H	-	-	
B	FV BS W195 144 00 01	600x113x1960 H	FAX VB CH0 09 000 01 FAX VB CH0 06 000 01	8 12	
C	FV BS W195 100 00 01	600x156x1950 H	FAX VB CH0 09 000 01 FAX VB CH0 06 000 01 FAX VB CH0 05 000 01	3 8 5	
D	FV BS W195 043 00 01	600x326x1989 H	FAX VB CH0 05 000 01 FAX VB CH0 04 000 01 FAX VB CH0 03 000 01 FAX VB CH0 02 000 01	6 2 1 1	

01
RAL 7000

BASE SHELVES

ART. FV BS BASE 000 00 01

width mm 600
depth mm 300
height mm 100
FIXING SCREWS INCLUDED
Colour grey RAL 7000

Fami Storage Systems

1018

VISUAL BOX

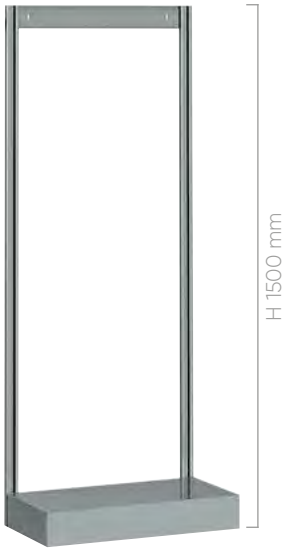

(A) Working H (mm) for drawer units insertion 1400 mm

(B) 114 total drawers

(C) 78 total drawers

(D) 58 total drawers

FRAME WITH BASE

Ref.	ART.	Dim. mm	Chests of drawers included	Quantity	
(A)	FV BS B150 000 00 01	600x325x1500 H	-	-	
(B)	FV BS B150 114 00 01	600x325x1500 H	FAX VB CH0 09 000 01 FAX VB CH0 06 000 01	8 7	
(C)	FV BS B150 078 00 01	600x325x1556 H	FAX VB CH0 06 000 01	13	
(D)	FV BS B150 058 00 01	600x325x1528 H	FAX VB CH0 09 000 01 FAX VB CH0 06 000 01 FAX VB CH0 05 000 01 FAX VB CH0 04 000 01 FAX VB CH0 03 000 01	2 3 3 1 1	

01
RAL 7000



(A) Working H (mm) for drawer units insertion 1650 mm

(B) 112 total drawers

(C) 62 total drawers

(D) 57 total drawers

FRAME WITH BASE

Ref.	ART.	Dim. mm	Chests of drawers included	Quantity	
(A)	**FV BS B175 000 00 01**	600x325x1750 H	-	-	
(B)	**FV BS B175 112 00 01**	600x325x1786 H	FAX VB CH0 09 000 01 FAX VB CH0 06 000 01 FAX VB CH0 05 000 01	6 8 2	
(C)	**FV BS B175 062 00 01**	600x325x1750 H	FAX VB CH0 09 000 01 FAX VB CH0 06 000 01 FAX VB CH0 05 000 01 FAX VB CH0 04 000 01 FAX VB CH0 03 000 01	2 3 3 2 1	
(D)	**FV BS B175 057 00 01**	600x325x1770 H	FAX VB CH0 06 000 01 FAX VB CH0 05 000 01 FAX VB CH0 04 000 01	5 3 3	

01
RAL 7000

VISUAL BOX



(A) Working H (mm) for drawer units insertion 1850 mm

(B) 117 total drawers

(C) 66 total drawers

(D) 61 total drawers

FRAME WITH BASE

Ref.	ART.	Dim. mm	Chests of drawers included	Quantity	
(A)	FV BS B195 000 00 01	600x325x1950 H	-	-	
(B)	FV BS B195 117 00 01	600x325x1950 H	FAX VB CH0 09 000 01 FAX VB CH0 06 000 01 FAX VB CH0 05 000 01 FAX VB CH0 04 000 01	6 9 1 1	
(C)	FV BS B195 066 00 01	600x325x1950 H	FAX VB CH0 09 000 01 FAX VB CH0 06 000 01 FAX VB CH0 05 000 01 FAX VB CH0 04 000 01 FAX VB CH0 03 000 01	2 3 3 3 1	
(D)	FV BS B195 061 00 01	600x325x1976 H	FAX VB CH0 06 000 01 FAX VB CH0 05 000 01 FAX VB CH0 04 000 01	5 3 4	

01
RAL 7000

The Visual Box revolving rack consists of a 360° rotating base on which 4 Visual Box chests of drawers are fixed, available in 3 different heights.
Capacious, sturdy and practical, it is highly user-friendly both in roomy and in small environments.

REVOLVING STRUCTURE

ART.	Dim. mm	Frames	Chests of drawers included	Quantity
FV BS R186 260 00 01	900x900x1865 H	4 x FV BS W175 000 00 01	FAX VB CH0 09 000 01 FAX VB CH0 06 000 01 FAX VB CH0 05 000 01 FAX VB CH0 04 000 01	2 18 22 6
FV BS R161 000 00 01	900x900x1615 H	4 x FV BS W150 000 00 01	-	-
FV BS R186 000 00 01	900x900x1865 H	4 x FV BS W175 000 00 01	-	-
FV BS R206 000 00 01	900x900x2065 H	4 x FV BS W195 000 00 01	-	-

01
RAL 7000

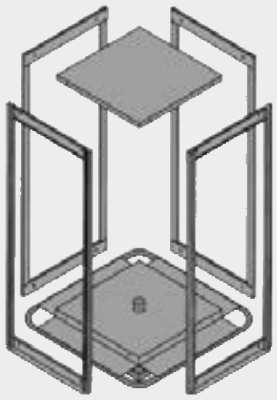

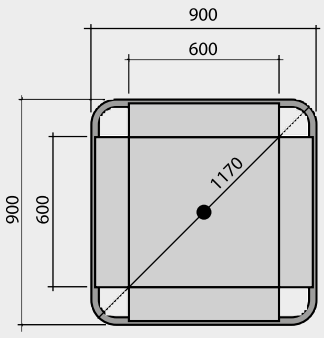

THE SHELVING UNITS MUST BE FIXED TO THE FLOOR

VISUAL BOX

VERTICAL SYSTEM

The vertical system consists of a modular cabinet to be completed by inserting drawers and with Visual Box drawer units. The cabinet consists of a steel structure, specially shaped and strengthened to withstand heavy loads: it is supplied as standard with a single drawer opening device and must be fixed to the floor or a wall. The drawers slide on telescopic guides installed on ball bearings that guarantee easy opening even under full load conditions.

CLOSURE OF THE UNIT

DISTRIBUTION PLATE

standard in the vertical drawer with 400 kg capacity

TELESCOPIC GUIDE

vertical drawer - 100% extension
with 100 kg capacity

TELESCOPIC GUIDE

vertical drawer- 100% extension
with 400 kg capacity

FIXING material

ART. F SR 8999 00 99

Fixing kit for one side panel consisting of 2 m10×90 mm steel expansion bolts for non-cracked concrete floors, class higher than or equal to c20/25.

CODING vertical system

M	03	VB	VD	0	400	00	01
	Depth EH 03 = 36 EH		Vertical drawer		Extractable drawer capacity 4 = 400 kg		
		Visual box					Colour 01 = RAL 7000

VISUAL BOX

CABINETS WITH VERTICAL DRAWERS **CAPACITY 400 kg**

CABINETS WITHOUT VERTICAL DRAWERS

ART. with lock	Dim. mm	Cabinet working width mm	
M 53 VBVC 0C00 00 01	1107x785x2000 H	969	
M 73 VBVC 0C00 00 01	1515x785x2000 H	1377	

VERTICAL DRAWER CAPACITY 400 kg

ART.	Dim. mm	Drawer working height mm	
M 03 VBVD 0400 00 01	705x1900 H	1725	

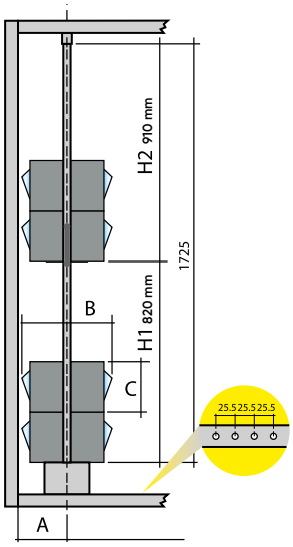

ART. chests of drawers	A	B*	C	quantity H1	quantity H2
FAX VB CH0 02 000 01	330,5	650	352	2	2
FAX VB CH0 03 000 01	228,5	445	241	3	3
FAX VB CH0 04 000 01	203,5	380	207	4	4
FAX VB CH0 05 000 01	177,5	315	164	5	5
FAX VB CH0 06 000 01	126,5	225	112	7	8
FAX VB CH0 09 000 01	101,5	170	77	10	11

B*- see usable cabinet width without drawers

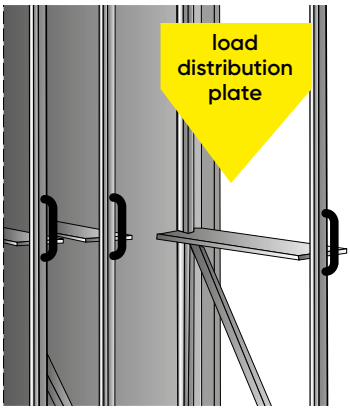

01
RAL 7000

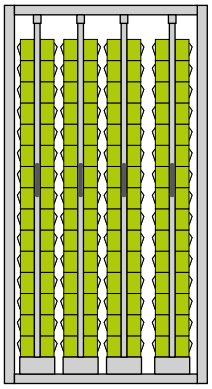

1

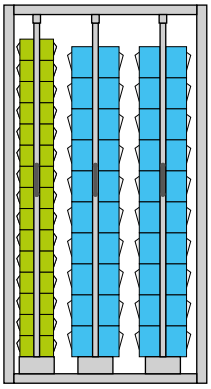

2

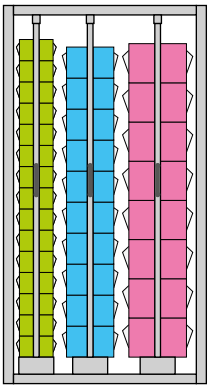

3

Ref.	ART. with lock	Dim. mm	Including Visual Box	Quantity
1	M 53 VBVC 4C00 00 01	1107x785x2000 H	-	-
	M 53 VBVC 4C07 20 01		FAX VB CH0 06 000 01	120
2	M 53 VBVC 3C00 00 01	1107x785x2000 H	-	-
	M 53 VBVC 3C03 80 01		FAX VB CH0 06 000 01 FAX VB CH0 05 000 01	30 40
3	M 53 VBVC 3C00 01 01	1107x785x2000 H	-	-
	M 53 VBVC 3C03 44 01		FAX VB CH0 06 000 01 FAX VB CH0 05 000 01 FAX VB CH0 04 000 01	30 20 16

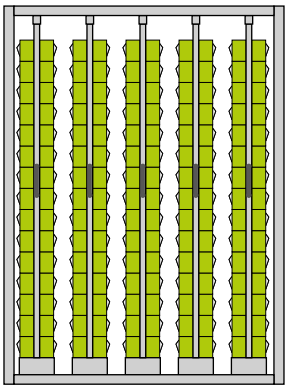

4

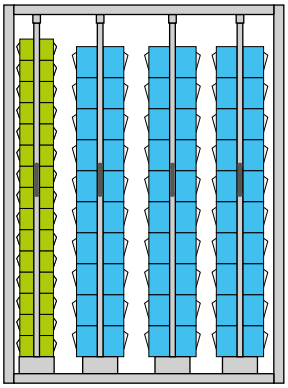

5



6

Ref.	ART. with lock	Dim. mm	Including Visual Box	Quantity
4	M 73 VBVC 5C00 00 01	1515x785x2000 H	-	-
	M 73 VBVC 5C09 00 01		FAX VB CH0 06 000 01	150
5	M 73 VBVC 4C00 00 01	1515x785x2000 H	-	-
	M 73 VBVC 4C04 80 01		FAX VB CH0 06 000 01 FAX VB CH0 05 000 01	30 60
6	M 73 VBVC 3C00 00 01	1515x785x2000 H	-	-
	M 73 VBVC 3C01 92 01		FAX VB CH0 04 000 01	48

01
RAL 7000

VISUAL BOX ACCESSORIES

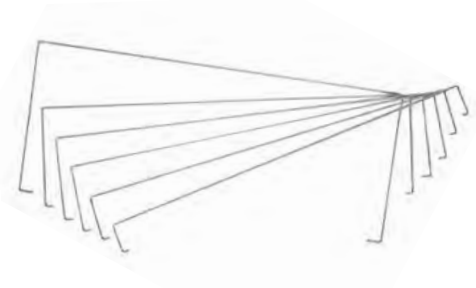

GALVANISED STOPS FOR CHESTS OF DRAWERS

ART.	for chests of drawers ART.
FAX VBCH L090 00 99	FAX VB CH0 09 000 01
FAX VBCH L060 00 99	FAX VB CH0 06 000 01
FAX VBCH L050 00 99	FAX VB CH0 05 000 01
FAX VBCH L040 00 99	FAX VB CH0 04 000 01
FAX VBCH L030 00 99	FAX VB CH0 03 000 01
FAX VBCH L020 00 99	FAX VB CH0 02 000 01

PAPER LABELS

ART.	label dim. mm	no. labels per sheet	for containers ART.
FAX VBET 0900 00 00	35x10	9	FAX VB CH0 09 000 01
FAX VBET 0600 00 00	53x15	6	FAX VB CH0 06 000 01
FAX VBET 0500 00 00	80x22	5	FAX VB CH0 05 000 01
FAX VBET 0400 00 00	80x28	4	FAX VB CH0 04 000 01
FAX VBET 0300 00 00	121x34	3	FAX VB CH0 03 000 01
FAX VBET 0200 00 00	121x50	2	FAX VB CH0 02 000 01



STEP MAT

SOLID NON-SLIP MATTING

ART.	dim. mm
FAXSMTC08004001	800x400x25 H
FAXSMTC08004006	800x400x25 H
FAXSMTC08004107	800x400x25 H



PERFORATED NON-SLIP MATTING

ART.	dim. mm
FAXSMTA08004001	800x400x25 H
FAXSMTA08004006	800x400x25 H

EDGING PIECE

ART.	dim. mm
FAXSMRC04001205	400x120x25 H
FAXSMRC04001207	400x120x25 H

CORNER PIECE

ART.	dim. mm
FAXSMAN01201205	120x120x25 H
FAXSMAN01201207	120x120x25 H

GALVANISED CLIPS

ART. FAXSMCL00000099

DIM. MM 120X120



Material/colour range

01	grey colour
05	yellow colour
06	brick red colour
07	ESD black colour

A WIDE RANGE OF MODELS FOR EVERY NEED, IN PAINTED OR GALVANISED STEEL PLATE



METAL



Fami

TECHNICAL FEATURES

FAMI metal containers, bins and boxes are the ideal solution for the storage and handling of materials that require ready availability both in warehouses and in production and assembly workshops. Made of cold-rolled polished steel plate, they are reinforced with special ribs on the walls and on the bottom to increase their load strength and non-deformability in case of impacts.

Bins, crates and containers are easily handled manually thanks to practical handles with 90 degree locking and cross bars for lifting. For quick and easy lifting and handling of boxes and containers, practical trolleys are available to ensure easy handling also of fully loaded containers and lifting of stacks.

WITH SLIDE

WITH DOUBLE CROSS BARS

If heavy loads have to be stored, containers with slides and those with double load-bearing cross rods are available to make lifting and handling with lift trucks easier.

CONTAINERS, BINS AND BOXES

are stackable, so as to make the most of the available space in the warehouse and during transport and handling. The reinforced, raised edge ensures perfect adhesion in a stack.

METAL BOXES

METAL COLOURS

GREY RAL 7000	GREEN RAL 6011	GALVANISED
.01	.02	.99

KEY

CARTON

PALLET

CAPACITY LITERS

! ALL INDICATED LOAD CAPACITY VALUES ARE NET AND REFER TO EVENLY DISTRIBUTED WEIGHTS

GALVANISED

ART.	Dim. mm	L
F LA 3320 00 99	300x200x145 H	8,7

PAINTED

ART.	Dim. mm	L
F LA 3320 00 _ _	300x200x145 H	8,7

Internal dim. mm 290x183x132 H

Available in batches of: 10 pcs.

Available in batches of: 252 pcs.

GALVANISED

ART.	Dim. mm	L
F LA 6520 00 99	450x300x200 H	27

PAINTED

ART.	Dim. mm	L
F LA 6520 00 _ _	450x300x200 H	27

Internal dim. mm 442x285x182 H

Available in batches of: 6 pcs.

Available in batches of: 56 pcs.

GALVANISED

ART.	Dim. mm	L
F LA 8920 00 99	630x450x300 H	85

PAINTED

ART.	Dim. mm	L
F LA 8920 00 _ _	630x450x300 H	85

Internal dim. mm 617x430x278 H

-

Available in batches of: 6 pcs.

GALVANISED

ART.	Dim. mm	L
F LA 4120 00 99	300x200x200 H	12

PAINTED

ART.	Dim. mm	L
F LA 4120 00 _ _	300x200x200 H	12

Internal dim. mm 290x186x184 H

Available in batches of: 8 pcs.

Available in batches of: 180 pcs.

GALVANISED

ART.	Dim. mm	L
F LA 7320 00 99	450x300x300 H	40,5

PAINTED

ART.	Dim. mm	L
F LA 7320 00 _ _	450x300x300 H	40,5

Internal dim. mm 440x280x278 H

Available in batches of: 4 pcs.

Available in batches of: 56 pcs.

LABELS FOR CONTAINERS

ART.	for containers	dim. mm single label	No. labels per sheet
F LS 9040 00 00	F LA 3320 00 ..	73x37	15
F LS 9060 00 00	F LA 4120 00 ..	80x48	12
	F LA 6520 00 ..		
F LS 9080 00 00	F LA 7320 00 ..	102x76	6
	F LA 8920 00 ..		

STEEL

PERFORATED BOXES

METAL COLOURS

STAINLESS STEEL
.ZZ

GALVANISED
.99

KEY

CARTON

PALLET

CAPACITY LITERS

! ALL INDICATED LOAD CAPACITY VALUES ARE NET AND REFER TO EVENLY DISTRIBUTED WEIGHTS

HOLE Ø 3 mm — inox steel

ART.	Dim. mm	L
F LA 6511 00 ZZ	450x300x200 H	27

Internal dim. mm 442x285x182 H

Available in batches of: 6 pcs.

Available in batches of: 56 pcs.

HOLE Ø 5,5 mm — galvanised

ART.	Dim. mm	L
F LA 6512 00 99	450x300x200 H	27

Internal dim. mm 442x285x182 H

Available in batches of: 6 pcs.

Available in batches of: 56 pcs.

HOLE Ø 7 mm — galvanised

ART.	Dim. mm	L
F LA 6513 00 99	450x300x200 H	27

Internal dim. mm 442x285x182 H

Available in batches of: 6 pcs.

Available in batches of: 56 pcs.

HOLE Ø 10 mm — galvanised

ART.	Dim. mm	L
F LA 6515 00 99	450x300x200 H	27

Internal dim. mm 442x285x182 H

Available in batches of: 6 pcs.

Available in batches of: 56 pcs.

HOLE Ø 15 mm — galvanised

ART.	Dim. mm	L
F LA 6517 00 99	450x300x200 H	27

Internal dim. mm 442x285x182 H

Available in batches of: 6 pcs.

Available in batches of: 56 pcs.

STEEL

METAL CONTAINERS

METAL COLOURS

GREY RAL 7000	GREEN RAL 6011	GALVANISED
.01	.02	.99

Lifting cross bar combined with 90° lock handle

KEY

CARTON

PALLET

CAPACITY LITERS

! ALL INDICATED LOAD CAPACITY VALUES ARE NET AND REFER TO EVENLY DISTRIBUTED WEIGHTS

GALVANISED NOT AVAILABLE

ART.	Dim. mm	L
F LS 1700 00 _ _	160/140X95X75 H	1

Internal dim. mm 138x86x66 H

Available in batches of: 20 pcs.

–

GALVANISED

ART.	Dim. mm	L
F LS 2500 00 99	230/200x140x130 H	3,8

PAINTED

ART.	Dim. mm	L
F LS 2500 00 _ _	230/200x140x130 H	3,8

Internal dim. mm 196x131x113 H

Available in batches of: 20 pcs.

–

GALVANISED

ART.	Dim. mm	L
F LS 3300 00 99	350/300x200x145 H	9,4

PAINTED

ART.	Dim. mm	L
F LS 3300 00 _ _	350/300x200x145 H	9,4

Internal dim. mm 298x181x135 H

Available in batches of: 10 pcs.

Available in batches of: 252 pcs.

GALVANISED

ART.	Dim. mm	L
F LS 4100 00 99	350/300x200x200 H	12,5

PAINTED

ART.	Dim. mm	L
F LS 4100 00 _ _	350/300x200x200 H	12,5

Internal dim. mm 300x185x184 H

Available in batches of: 8 pcs.

Available in batches of: 180 pcs.

GALVANISED

ART.	Dim. mm	L
F LS 4900 00 99	500/450x200x200 H	18

PAINTED

ART.	Dim. mm	L
F LS 4900 00 _ _	500/450x200x200 H	18

Internal dim. mm 448x184x184 H

Available in batches of: 6 pcs.

–

GALVANISED

ART.	Dim. mm	L
F LS 5700 00 99	500/450x300x145 H	20

PAINTED

ART.	Dim. mm	L
F LS 5700 00 _ _	500/450x300x145 H	20

Internal dim. mm 448x281x135 H

–

–

STEEL

GALVANISED

ART.	Dim. mm	L
F LS 6500 00 99	500/450x300x200 H	28

PAINTED

ART.	Dim. mm	L
F LS 6500 00 _ _	500/450x300x200 H	28

Internal dim. mm 448x284x185 H

Available in batches of: 6 pcs.

Available in batches of: 56 pcs.

GALVANISED

ART.	Dim. mm	L
F LS 7300 00 99	520/450x300x300 H	42

PAINTED

ART.	Dim. mm	L
F LS 7300 00 _ _	520/450x300x300 H	42

Internal dim. mm 446x288x278 H

Available in batches of: 4 pcs.

Available in batches of: 56 pcs.

GALVANISED

ART.	Dim. mm	L
F LS 8100 00 99	520/450x450x300 H	63

PAINTED

ART.	Dim. mm	L
F LS 8100 00 _ _	520/450x450x300 h	63

Internal dim. mm 448x428x278 H

-

Available in batches of: 6 pcs.

GALVANISED

ART.	Dim. mm	L
F LS 8900 00 99	700/630x450x300 H	88

PAINTED

ART.	Dim. mm	L
F LS 8900 00 _ _	700/630x450x300 H	88

Internal dim. mm 630x428x278 H

-

Available in batches of: 6 pcs.

SPECIAL APPLICATIONS

CONTAINERS WITH DOUBLE CROSS BAR



forklift truck pick-up system

CONTAINERS WITH SLIDE

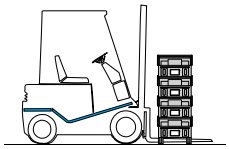

forklift truck pick-up system

CARTON PALLET CAPACITY LITERS

GALVANISED

ART.	Dim. mm	L
F LS 6501 00 99	500/450x300x200 H	28

PAINTED

ART.	Dim. mm	L
F LS 6501 00 _ _	500/450x300x200 H	28

Internal dim. mm 448x284x185 H

Available in batches of: 6 pcs.

Available in batches of: 56 pcs.

GALVANISED

ART.	Dim. mm	L
F LS 7301 00 99	520/450x300x300 H	42

PAINTED

ART.	Dim. mm	L
F LS 7301 00 _ _	520/450x300x300 H	42

Internal dim. mm 446x288x278 H

Available in batches of: 4 pcs.

Available in batches of: 56 pcs.

GALVANISED

ART.	Dim. mm	L
F LS 8101 00 99	520/450x450x300 H	63

PAINTED

ART.	Dim. mm	L
F LS 8101 00 _ _	520/450x450x300 H	63

Internal dim. mm 448x428x278 H

-

Available in batches of: 6 pcs.

GALVANISED

ART.	Dim. mm	L
F LS 8901 00 99	700/630x450x300 H	88

PAINTED

ART.	Dim. mm	L
F LS 8901 00 _ _	700/630x450x300 H	88

Internal dim. mm 630x428x278 H

-

Available in batches of: 6 pcs.

GALVANISED

ART.	Dim. mm	L
F LS 8110 00 99	520/450x450x390 H	63

PAINTED

ART.	Dim. mm	L
F LS 8110 00 _ _	520/450x450x390 H	63

Internal dim. mm 448x428x278 H

-

Available in batches of: 6 pcs.

GALVANISED

ART.	Dim. mm	L
F LS 8910 00 99	700/630x450x390 H	88

PAINTED

ART.	Dim. mm	L
F LS 8910 00 _ _	700/630x450x390 H	88

Internal dim. mm 630x428x278 H

-

Available in batches of: 6 pcs.

STEEL

INCLINED LABEL HOLDER

ART.	
F ND 2120 00 99	

FOR CONTAINERS:
ART. F LS 7300 00 - F LS 7301 00
- F LS 8100 00 - F LS 8101 00
- F LS 8110 00 - F LS 8900 00
- F LS 8901 00 - F LS 8910 00

ART.	
F ND 2110 00 99	

FOR CONTAINERS:
ART. F LS 4100 00 - F LS 6500 00
- F LS 6501 00

LABELS FOR CONTAINERS

ART.	for containers	dim. mm single label	No. labels per sheet
F LS 9020 00 00	F LS 1700 00 ..	47x17	60
F LS 9040 00 00	F LS 2500 00 ..	73x37	15
	F LS 3300 00 ..		
	F LS 5700 00 ..		
F LS 9060 00 00	F LS 4100 00 ..	80x48	12
	F LS 4900 00 ..		
	F LS 6500 00 ..		
	F LS 6501 00 ..		
F LS 9080 00 00	F LS 7300 00 ..	102x76	6
	F LS 7301 00 ..		
	F LS 8900 00 ..		
	F LS 8901 00 ..		
	F LS 8910 00 ..		
	F LS 8100 00 ..		
	F LS 8101 00 ..		
	F LS 8110 00 ..		

FRONT TO BACK DIVIDERS
METAL

FRONT TO BACK METAL DIVIDERS WITH PAIR OF SUPPORTS

ART.	for containers
F ND 0130 01 99	F LS 4100 00 ..
F ND 0190 01 99	F LS 6500 00 ..
	F LS 6501 00 ..
F ND 0221 01 99	F LS 7300 00 ..
	F LS 7301 00 ..
F ND 0221 02 99	F LS 8100 00 ..
	F LS 8101 00 ..
	F LS 8110 00 ..
F ND 0241 01 99	F LS 8900 00 ..
	F LS 8901 00 ..
	F LS 8910 00 ..

ADDITIONAL FRONT TO BACK METAL DIVIDERS

ART.	for containers
F ND 0130 00 99	F LS 4100 00 ..
F ND 0190 00 99	F LS 6500 00 ..
	F LS 6501 00 ..
F ND 0221 00 99	F LS 7300 00 ..
	F LS 7301 00 ..
	F LS 8100 00 ..
	F LS 8101 00 ..
	F LS 8110 00 ..
F ND 0241 00 99	F LS 8900 00 ..
	F LS 8901 00 ..
	F LS 8910 00 ..

Fami Storage Systems

METAL CONTAINERS

The metal containers can be fitted with label holders, to connect to the edge, or with relief printed load capacity plates to weld in the position requested by the custmer.

The insides of the containers can be divided into various compartments thanks to the practical dividers in painted sheet metal.

- ART. F ML 0321 00 01
- ART. F ML 0320 00 01

METAL COLOURS

GREY RAL 7000
.01

KEY

CAPACITY

! ALL INDICATED LOAD CAPACITY VALUES ARE NET AND REFER TO EVENLY DISTRIBUTED WEIGHTS

SHEET STEEL PALLETS

Made from painted sheet steel, these pallets are perfect for handling material with forklift trucks and feature greater load capacity and longer lifetime than traditional wooden pallets.

ART.	dim. mm	kg
F ML 0610 00 01	1000x800x155 H	2000*
F ML 0620 00 01	1200x800x155 H	2000*

*Evenly distributed weight. Load has been calculated with the pallet laying on a regular surface

SHEET METAL CONTAINERS

ART.	dim. mm	kg
F ML 0320 00 01	800x500x600 H	700

ART.	dim. mm	kg
F ML 0321 00 01	800x500x600 H	700

With opening hatch

WIDE - MOUTHED CONTAINERS

ART.	dim. mm	kg
F ML 0510 00 01	800x700x600 H	1000

STEEL

Fami Storage Systems

STEEL

MESH CONTAINERS

ART.	dim. mm	mesh holes mm	kg
F MM 0400 00 01	1000x800x800 H	60x30	1000
F MM 0410 00 01	1000x800x800 H	40x40	1500

ART.	dim. mm	mesh holes mm	kg
F MM 0401 00 01	1000x800x800 H	60x30	1000
F MM 0411 00 01	1000x800x800 H	40x40	1500

With half side open

ART.	dim. mm	mesh holes mm	kg
F MM 0420 00 01	1200x800x800 H	60x30	1000
F MM 0430 00 01	1200x800x800 H	40x40	1500

ART.	dim. mm	mesh holes mm	kg
F MM 0421 00 01	1200x800x800 H	60x30	1000
F MM 0431 00 01	1200x800x800 H	40x40	1500

With half side open

MOBILE DIVIDERS FOR CONTAINERS

ART.	dim. mm
F MM 0710 00 01	225x760x470 H

FOR CONTAINERS:
F MM 0400 - F MM 0401 - F MM 0410 - F MM 0411 - F MM 0430
F MM 0431 - F ML 0440 - F ML 0441 - F ML 0460 - F ML 0461

GALVANISED

ART.	dim. mm
F ML 0710 00 99	630/460x405 H

PAINTED

ART.	dim. mm
F ML 0710 00 01	630/460x405 H

FOR CONTAINERS:
F MM 0510

Examples of divider use

STEEL

ART.	dim. mm	kg
F ML 0430 00 01	1000x800x690 H	1500

ART.	dim. mm	kg
F ML 0431 00 01	1000x800x690 H	1500

With opening hatch

ART.	dim. mm	kg
F ML 0440 00 01	1000x800x800 H	1500

ART.	dim. mm	kg
F ML 0441 00 01	1000x800x800 H	1500

With opening hatch

ART.	dim. mm	kg
F ML 0420 00 01	1000x800x670 H	2000

DETAIL OF BOTTOM

kg CAPACITY

ART.	dim. mm	kg
F ML 0450 00 01	1200x800x690 H	1500

ART.	dim. mm	kg
F ML 0451 00 01	1200x800x690 H	1500

With opening hatch

ART.	dim. mm	kg
F ML 0461 00 01	1200x800x800 H	1500

With opening hatch

ART.	dim. mm	kg
F ML 0460 00 01	1200x800x800 H	1500

STEEL

ART.	dim. mm	kg
F ML 0121 00 01	1000x800x1150 H	2000

ART.	dim. mm	kg
F ML 0111 00 01	1000x800x800 H	2000

CONTAINERS
WITH ROLLER OPENING BOTTOMS

Lifted with a forklift truck via four handles welded to the top edge, they allow the contained material to be dumped by roller-operated bottom opening (87% opening). Opening takes place easily and safely via the lever located on the 800 mm side, while closure is obtained by means of a special device consisting of steel levers and rollers.

1.

2.

3.

4.

kg CAPACITY

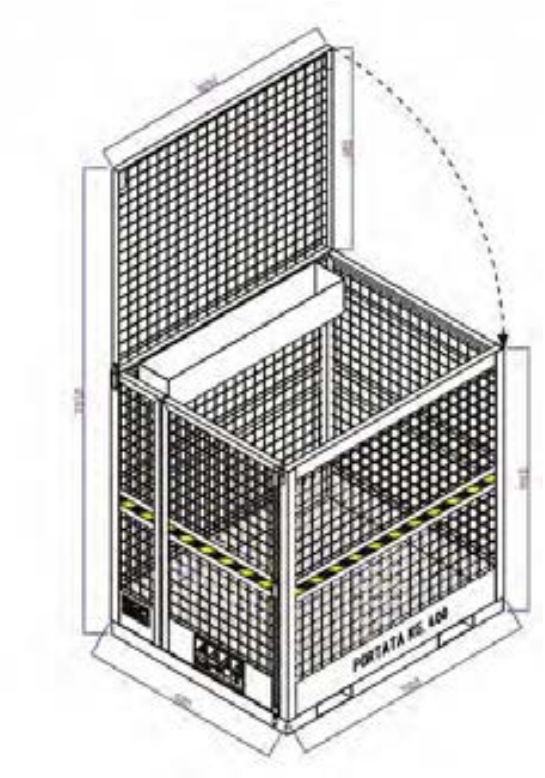

ART.	dim. mm	kg
F AX PPSE00 0000 HE	1100x900x2050 H	400

RAL 2010 orange colour with door

CONTAINERS
FOR AERIAL MAINTENANCE

1.

2.

TIPPING BUCKETS

- ART. F AX BBRE00 0000 04

- ART. F ML 0200 10 01

KEY

kg CAPACITY

WHEELS

L CAPACITY LITERS

! ALL INDICATED LOAD CAPACITY VALUES ARE NET AND REFER TO EVENLY DISTRIBUTED WEIGHTS

ART.	dim. mm	kg		L
F AX BBRE00 0000 04	1300x1000x1120 H	800	Ø 200 mm	400
F AX BBRF00 0000 04	1720x1100x1580 H	1200	Ø 200 mm	800

04
RAL 5012

F AX BBRE00 0000 04

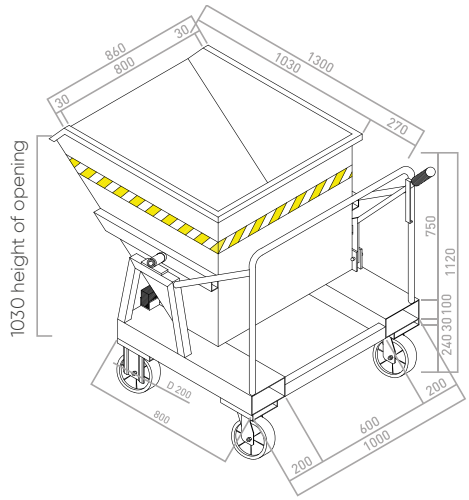

F AX BBRF00 0000 04

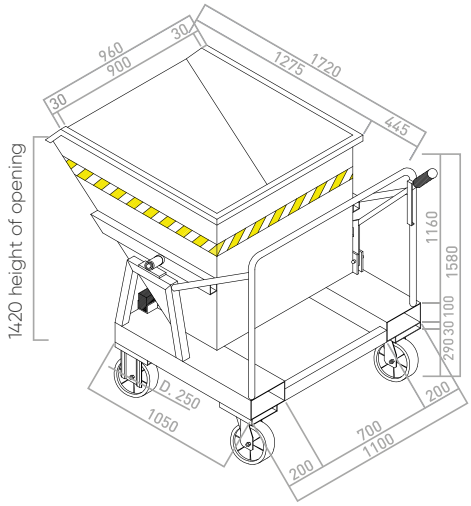

STEEL

ART.	dim. mm	kg
F ML 0200 05 01	965x1480x1161 H	1000

With 4 base plinths for handling with pallet trucks

01
RAL 7000

ART.	dim. mm	kg
F ML 0200 00 01	965x1480x1060 H	1000

01
RAL 7000

ART.	dim. mm	kg	
F ML 0200 10 01	965x1480x1265 H	900	160 mm

With 2 nylon wheels Ø 160 mm with fixed support and 2 nylon wheels Ø 160 mm with swivel support without brake

01
RAL 7000

TIPPING

BUCKETS

Pick up the container to unload its contents with a forklift truck. Pull the steel cable to operate the tipping mechanism, while remaining seated in complete safety.

1.

2.

kg CAPACITY WHEELS

STEEL

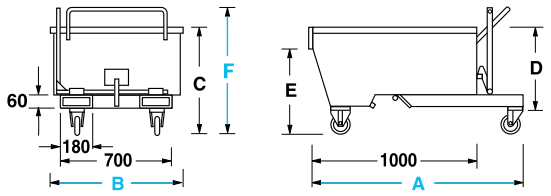

ART.	dim. mm						kg	L
	A	B	C	D	E	F		
F AX LT0300 0000 04	1370	820	650	491	527	870	600	285
F AX LT0400 0000 04	1370	820	855	695	730	855	800	420

Tipping bucket with Ø 125 mm polyurethane wheels

KIT TANK AND TAP

	for bucket
F AX LT0300 KTG0 04	F AX LT0300 0000 04
F AX LT0400 KTG0 04	F AX LT0400 0000 04

04
RAL 5012

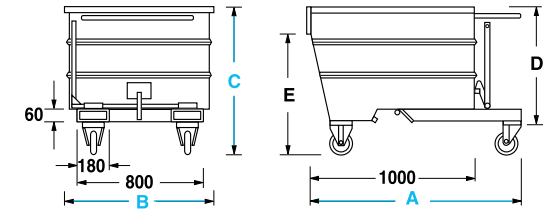

ART.	dim. mm					kg	L
	A	B	C	D	E		
F AX LT0500 0000 04	1370	920	900	700	720	1000	490
F AX LT0750 0000 04	1350	1070	1025	825	780	1350	755

Tipping bucket with Ø 160 mm polyurethane wheels

KIT TANK AND TAP

	for bucket
F AX LT0500 KTG0 04	F AX LT0500 0000 04
F AX LT0750 KTG0 04	F AX LT0750 0000 04

04
RAL 5012

kg CAPACITY L CAPACITY LITERS

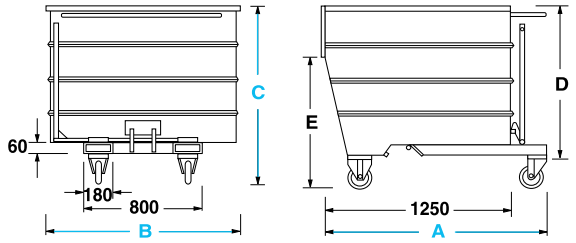

ART.	dim. mm					kg	L
	A	B	C	D	E		
F AX LT1000 0000 04	1550	1070	1165	965	880	1700	1070
F AX LT1350 0000 04	1550	1320	1165	965	880	2000	1320
F AX LT1600 0000 04	1550	1550	1170	970	880	2000	1610

Tipping bucket with Ø 160 mm polyurethane wheels

KIT TANK AND TAP

	for bucket
F AX LT1000K TG0 04	F AX LT1000 0000 04
F AX LT1350K TG0 04	F AX LT1350 0000 04
F AX LT1600K TG0 04	F AX LT1600 0000 04

04
RAL 5012

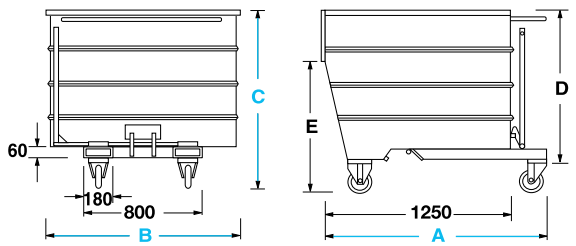

ART.	L	dim. mm
	A	
F AX LT2000 0000 04	1550	2040

Tipping bucket with Ø 160 mm polyurethane wheels

KIT TANK AND TAP

	for bucket
F AX LT2000K TG0 04	F AX LT2000 0000 04

04
RAL 5012

WELL ORGANISED MATERIAL ALWAYS CONVENIENTLY AT HAND, IN LINE WITH OUR STRATEGY

BASED ON "LEAN PRODUCTION"





SMART

TECHNICAL SPECIFICATIONS

In addition to the standard structure consisting of uprights, shelves and wheels, the modular nature of the Smart series trolley offers endless customisable configurations with tilting shelves, boxes and containers of various sizes, shutter cabinets and tool holder perforated panels.

WIDTH

The Smart series trolley is available with height 1430 and 2 different widths:
-Pitch 687 mm for Smart 073 trolleys
-Pitch 985 mm for Smart 101-102-103 trolleys

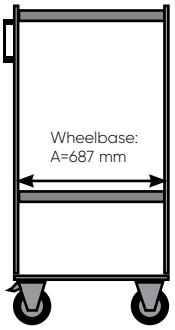

SMART TROLLEYS 073

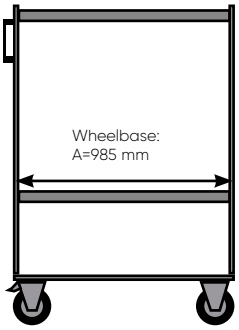

SMART TROLLEYS 101
SMART TROLLEYS 103
SMART TROLLEYS 102

SHELVES

The tilting shelves for Smart trolleys with 955 mm length, 985 mm pitch, can be of 4 different depths (220-320-420-600).
The tilting shelf for Smart trolleys with 657 mm length, 687 mm pitch, can be of 2 different depths (220-420).
In addition to the tilting shelves, the trolley can also be configured with fixed shelves for containers - both with different depths.

tilting shelves

fixed shelves

ADJUSTMENTS

The perforated standard cross bar allows the uprights positioning to be adjusted and different types of boxes to be added; maximised adjustment flexibility for box insertion - from the smallest to the largest.

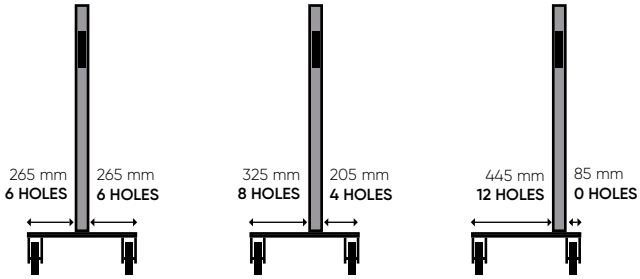

ACCESSORIES

To make the best use of trolley space, accessories such as the perforated panels, shutter closure cabinets, VISUAL BOX bins and the stiffening cross bars are optionally available.

SMART

725/1023x613 mm

- **ART. F LB B102 56 52**
  H = 1430 mm

- **ART. F LB B073 54 52**
  H = 1430 mm

- **ART. F LB B103 52 52**
  H = 1430 mm

METAL COLOURS

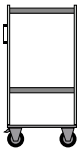

GALVANISED +
GREY RAL 7000
.52

SUPPLIED AS STANDARD WITH PRE-ASSEMBLED WHEELS AND DISASSEMBLED FRAME

With 2 fixed wheels and 2 swivel castors with brake
Ø 125 mm in standard rubber

THE ACCESSORIES AND THE MATERIALS STORED IN THE TROLLEYS SHOULD NOT PROTRUDE FROM THE BASE OF THE TROLLEY.

KEY

kg TROLLEY CAPACITY

! ALL INDICATED LOAD CAPACITY VALUES ARE NET AND REFER TO EVENLY DISTRIBUTED WEIGHTS

SMART 101

ART.	Dim. mm	kg
F LB B101 52 52	1023x613x1430 H	300

3 shelves for mes. 2 - 2 shelves for mes. 3A2 - 1 shelf depth 420 mm
18 containers PICKING BOX **mes. 2** art. FAX PB C002 A0 51 01
8 containers PICKING BOX **mes. 3A2** art. FAX PB C3A2 B0 51 01
3 containers PICKING BOX **mes. 4A2** art. FAX PB C4A2 B0 51 01
3 containers PICKING BOX **mes. 4** art. FAX PB C004 B0 51 01

TROLLEY WITHOUT CONTAINERS ART. **F LB B101 02 52**

SMART

1023x613 mm

SMART 102

ART.	Dim. mm	kg
F LB B102 52 52	1023x613x1430 H	300

20 shelves for mes. 1
180 containers PICKING BOX **mes. 1** art. FAX PB C001 A0 51 01
Capacity 300 kg (150 kg PER SIDE)
GALVANISED FINISH + GREY RAL 7000

TROLLEY WITHOUT CONTAINERS ART. **F LB B102 02 52**

ART.	Dim. mm	kg
F LB B102 53 52	1023x613x1430 H	300

10 shelves for mes. 1 - 8 shelves for mes. 2
90 containers PICKING BOX **mes. 1** art. FAX PB C001 A0 51 01
24 containers PICKING BOX **mes. 2** art. FAX PB C002 A0 51 01
Capacity 300 kg (150 kg PER SIDE)
GALVANISED FINISH + GREY RAL 7000

TROLLEY WITHOUT CONTAINERS ART. **F LB B102 03 52**

kg CAPACITY

SMART 102

ART.	Dim. mm	kg
F LB B102 54 52	1023x613x1430 H	300

14 shelves for mes. 2
84 containers PICKING BOX **mes. 2** art. FAX PB C002 A0 51 01
Capacity 300 kg (150 kg PER SIDE)
GALVANISED FINISH + GREY RAL 7000

TROLLEY WITHOUT CONTAINERS ART. **F LB B102 04 52**

ART.	Dim. mm	kg
F LB B102 59 52	1023x613x1430 H	300

6 shelves depth 220 mm
12 containers **EURO BOX** art. FAX EB 3212 A0 51 01
12 containers **EURO BOX** art. FAX EB 3217 A0 51 01
4 perforated panels TOOLS NOT INCLUDED
2 sets of 54 hooks (each) art. F BL 9510 00 99 (25 ART. CMV10037, 1 ART. CMV10016, 9 ART. CMV10022, 6 ART. CMV10021, 1 ART. CMV 10020, 4 ART. CMV 10007, 1 ART. CMV 10001)
Capacity 300 kg (150 kg PER SIDE)
GALVANISED FINISH + GREY RAL 7000

TROLLEY WITHOUT CONTAINERS AND HOOKS ART. **F LB B102 09 52**

CONTAINERS

SERIES PICKING BOX

SMART

1023x613 mm

SMART 102

ART.	Dim. mm	kg
F LB B102 57 52	1023x613x1430 H	300

3 shelves for mes. 1 - 4 shelves for mes. 2 - 3 shelves for mes. 3A2
27 containers PICKING BOX **mes. 1** art. FAX PB C001 A0 51 01
24 containers PICKING BOX **mes. 2** art. FAX PB C002 A0 51 01
12 containers PICKING BOX **mes. 3A2** art. FAX PB C3A2 B0 51 01
1 roller shutter cabinet TOOLS NOT INCLUDED
1 set of 54 hooks art. F BL 9510 00 99 (25 ART. CMV10037, 1 ART. CMV10016, 9 ART. CMV10022, 6 ART. CMV10021, 1 ART. CMV 10020, 4 ART. CMV 10007, 1 ART. CMV 10001)
Capacity 300 kg (150 kg PER SIDE)
GALVANISED FINISH + GREY RAL 7000

TROLLEY WITHOUT CONTAINERS AND HOOKS ART. **F LB B102 07 52**

ART.	Dim. mm	kg
F LB B102 56 52	1023x613x1430 H	300

5 shelves for mes. 1 - 4 shelves for mes. 2 - 6 shelves for mes. 3A2
45 containers PICKING BOX **mes. 1** art. FAX PB C001 A0 51 01
24 containers PICKING BOX **mes. 2** art. FAX PB C002 A0 51 01
28 containers PICKING BOX **mes. 3A2** art. FAX PB C3A2 B0 51 01
Capacity 300 kg (150 kg PER SIDE)
GALVANISED FINISH + GREY RAL 7000

TROLLEY WITHOUT CONTAINERS ART. **F LB B102 06 52**

CONTAINERS
SERIES EURO BOX

kg CAPACITY

SMART 102

ART.	Dim. mm	kg
F LB B102 58 52	1023x613x1430 H	300

5 shelves for mes. 1 - 4 shelves for mes. 2 - 5 shelves depth 320 mm
45 containers PICKING BOX **mes. 1** art. FAX PB C001 A0 51 01
24 containers PICKING BOX **mes. 2** art. FAX PB C002 A0 51 01
6 containers **EURO BOX** art. FAX EB 4312 A0 51 01
4 containers **EURO BOX** art. FAX EB 4317 A0 51 01
Capacity 300 kg (150 kg PER SIDE)
GALVANISED FINISH + GREY RAL 7000

TROLLEY WITHOUT CONTAINERS ART. **F LB B102 08 52**

ART.	Dim. mm	kg
F LB B102 62 52	1023x613x1430 H	300

3 shelves depth 420 mm
9 containers **EURO BOX** art. FAX EB 4317 A0 51 01
2 containers **EURO BOX** art. FAX EB 6417 A0 51 01
Capacity 300 kg (150 kg PER SIDE)
GALVANISED FINISH + GREY RAL 7000

TROLLEY WITHOUT CONTAINERS ART. **F LB B102 12 52**

SMART

1023/725x613 mm

SMART 103

ART.	Dim. mm	kg
F LB B103 52 52	1023x613x1430 H	300

3 shelves depth 600 mm
4 containers **EURO BOX** art. FAX EB 6417 A0 51 01
2 containers **EURO BOX** art. FAX EB 6422 A0 51 01
1 container **EURO BOX** art. FAX EB 8622 C0 51 01
Capacity 300 kg (150 kg PER SIDE)

TROLLEY WITHOUT CONTAINERS ART. **F LB B103 02 52**

SMART 073

ART.	Dim. mm	kg
F LB B073 55 52	725x613x1430 H	300

3 shelves depth 420 mm
4 containers **EURO BOX** art. FAX EB 4317 A0 51 01
1 container **EURO BOX** art. FAX EB 6417 A0 51 01
1 container **EURO BOX** art. FAX EB 6422 A0 51 01
Capacity 300 kg (150 kg PER SIDE)

TROLLEY WITHOUT CONTAINERS ART. **F LB B073 05 52**

kg CAPACITY

SMART 073

ART.	Dim. mm	kg
F LB B073 53 52	725x613x1430 H	300

6 shelves depth 220 mm - 4 pairs of partial profiles for VISUAL BOX (Capacity 50 kg)
4 drawer cabinets **VISUAL BOX** art. FAX VB CH00 60 00 01
4 drawer cabinets **VISUAL BOX** art. FAX VB CH00 50 00 01
12 containers **EURO BOX** art. FAX EB 3212 A0 51 01
Capacity 300 kg (150 kg PER SIDE)

TROLLEY WITHOUT CONTAINERS ART. **F LB B073 03 52**

ART.	Dim. mm	kg
F LB B073 54 52	725x613x1430 H	300

4 pairs of profiles for VISUAL BOX
4 drawer cabinets **VISUAL BOX** art. FAX VB CH00 90 00 01
6 drawer cabinets **VISUAL BOX** art. FAX VB CH00 60 00 01
4 drawer cabinets **VISUAL BOX** art. FAX VB CH00 50 00 01
2 drawer cabinets **VISUAL BOX** art. FAX VB CH00 40 00 01
2 drawer cabinets **VISUAL BOX** art. FAX VB CH00 30 00 01
Capacity 300 kg (150 kg PER SIDE)

TROLLEY WITHOUT CONTAINERS ART. **F LB B073 04 52**

SMART

CONFIGURE YOUR TROLLEY

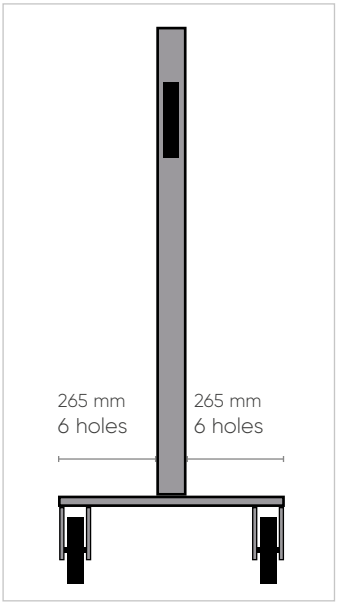

SMART TROLLEYS 102 - 103

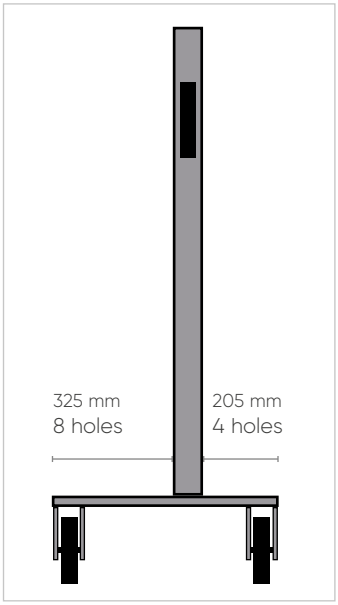

SMART TROLLEYS 102

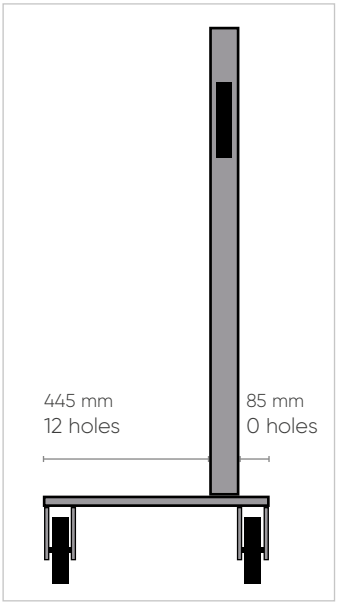

SMART TROLLEYS 101 - 102

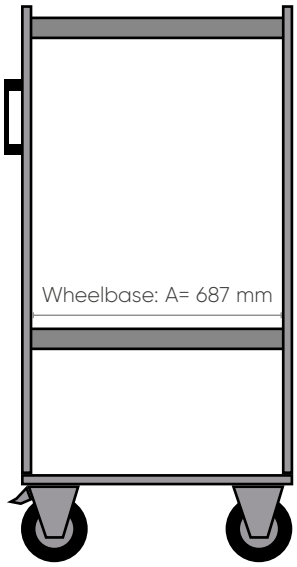

SMART TROLLEYS 073

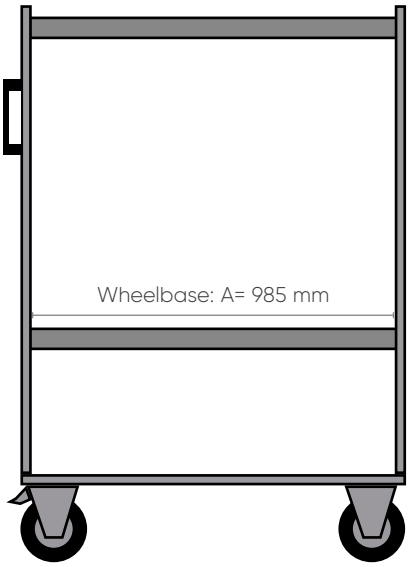

SMART TROLLEYS 101 - 102 - 103

POSSIBILITY OF USING UPRIGHTS WITH HEIGHT 1772 mm

THE ACCESSORIES AND THE MATERIALS STORED IN THE TROLLEYS SHOULD NOT PROTRUDE FROM THE BASE OF THE TROLLEY

SMART

1023x613 mm

A= 985 mm
B= 1023 mm
C= 160 mm
D= 1240 mm (32 HOLES)
E= 30 mm

SMART 101

ART.	Dim. mm	kg
F LB B101 01 52	1023x613x1430 H	300

52
GALVANISED + RAL7000

2 standard rubber swivel wheels with brake Ø 125 mm -
2 standard rubber fixed wheels Ø 125 mm

TROLLEY WITHOUT WHEELS ART. **F LB 0101 01 52 (H 1270 mm)**

SMART 102

ART.	Dim. mm	kg
F LB B102 01 52	1023x613x1430 H	300

52
GALVANISED + RAL7000

2 standard rubber swivel wheels with brake Ø 125 mm -
2 standard rubber fixed wheels Ø 125 mm

TROLLEY WITHOUT WHEELS ART. **F LB 0102 01 52 (H 1270 mm)**

SMART 103

ART.	Dim. mm	kg
F LB B103 01 52	1023x613x1430 H	300

52
GALVANISED + RAL7000

2 standard rubber swivel wheels with brake Ø 125 mm -
2 standard rubber fixed wheels Ø 125 mm

TROLLEY WITHOUT WHEELS ART. **F LB 0103 01 52 (H 1270 mm)**

kg CAPACITY

Mes. 1

SMART 101-102-103

FIXED SHELF LENGTH 974 mm

ART.	Depth mm	Dimensions: mm	kg
F BL 7846 00 99	150 (A = 985)	974x170x61 H	25

Capacity: 9 containers COMPAT **mes. 1**
GALVANISED FINISH



Mes. 2

SMART 101-102-103

FIXED SHELF LENGTH 974 mm

ART.	Depth mm	Dimensions: mm	kg
F BL 7847 00 99	205 (A = 985)	974x230x61 H	25

Capacity: 6 containers COMPAT **mes. 2**
GALVANISED FINISH



Mes. 3

Mes. 3A2

SMART 101-102-103

FIXED SHELF LENGTH 974 mm

ART.	Depth mm	Dimensions: mm	kg
F BL 7848 00 99	295 (A = 985)	974x315x61 H	25

Capacity: 4 containers COMPAT **mes. 3A2**/ **mes. 3**
GALVANISED FINISH

SMART

1023x613 mm

SMART 101-102-103

PERFORATED PANEL

ART.	Length mm
F BL 7620 00 _ _	973 (A= 985)

Presetting for connection to double slotted uprights

01 RAL 7000 · 04 RAL 5012 · 08 RAL 7035 · 02 RAL 6011

SMART 101-102-103

TILTING SHELF LENGTH 955 mm

ART.	Length mm	kg
F BL 7750 00 _ _	220 (A= 985)	50
F BL 7755 00 _ _	320 (A= 985)	50
F BL 7760 00 _ _	420 (A= 985)	50
F BL 7762 00 _ _	600 (A= 985)	50

99 GALVANISED · 01 RAL 7000 · 04 RAL 5012 · 08 RAL 7035 · 02 RAL 6011

SMART 103

STIFFENING BAR

ART.	Dim. mm
F BL 4505 00 01	1011 (A = 985)

The bar can be mounted under the shelf (depth 420 / 600 mm) to increase the load capacity of the shelf from 50 to 100 kg.

01 RAL 7000

SMART 103 series trolleys are supplied with 2 stiffening bars

kg CAPACITY



SMART 101-102-103

SHUTTER CABINET

ART.	Depth mm	kg
F BL 7011 02 _ _	190	50

TO FIX TO DUAL SLOT UPRIGHTS
Overall dimensions mm 952x210x810 H
Usable dimensions mm 905x150x581 H

01 RAL 7000 · 04 RAL 5012 · 08 RAL 7035 · 02 RAL 6011

SMART

725x613 mm

SMART 073

A= 687 mm	D= 1240 mm (32 HOLES)
B= 724 mm	E= 30 mm
C= 160 mm	

ART.	Dim. mm	kg
F LB B073 01 52	725x613x1430 H	300

52
GALVANISED + RAL7000

2 standard rubber swivel wheels with brake Ø 125 mm -
2 standard rubber fixed wheels Ø 125 mm

TROLLEY WITHOUT WHEELS ART. **F LB 0073 01 52 (H 1270 mm)**

STIFFENING BAR

ART.	Dim. mm
F BL 4500 00 01	703 (A = 687)

The bar can be mounted under the shelf (depth 420 / 600 mm) to increase the load capacity of the shelf from 50 to 100 kg.

01
RAL 7000

SMART 073 series trolleys are supplied with 2 stiffening bars

TILTING SHELF LENGTH 657 mm

ART.	Length mm	kg
F BL 7820 00 _ _	220 (A= 687)	50
F BL 7830 00 _ _	420 (A= 687)	50

99 ZINCATO · 01 RAL 7000 · 04 RAL 5012 · 08 RAL 7035 · 02 RAL 6011

kg CAPACITY

Fami Storage Systems

SMART

PRACTIBOX DRAWER CABINET

ART.	dim. mm	
FP PR 9077 000 00 01	600x69x77 H	

9-drawer chest

PRACTIBOX DRAWER CABINET

ART.	dim. mm	
FP PR 6112 000 00 01	600x98x112 H	

6-drawer chest

PRACTIBOX DRAWER CABINET

ART.	dim. mm	
FP PR 5164 000 00 01	600x141x164 H	

5-drawer chest

PRACTIBOX DRAWER CABINET

ART.	dim. mm	
FP PR 4206 000 00 01	600x174x206 H	

4-drawer chest

PRACTIBOX DRAWER CABINET

ART.	dim. mm	
FP PR 3240 000 00 01	600x209x240 H	

3-drawer chest

PAIR OF PROFILES FOR PRACTIBOX

ART.	Length mm
F BL 4430 00 01	1200 (A= 687)

For one side of the trolley

01
RAL 7000

PAIR OF PARTIAL PROFILES FOR PRACTIBOX

ART.	H mm
F BL 4425 00 52	280 (A= 687)

Complete with bottom support for one side of the trolley

52
GALVANISED+ RAL 7000

SMART

725/1023x613 mm

SMART 101-102-103

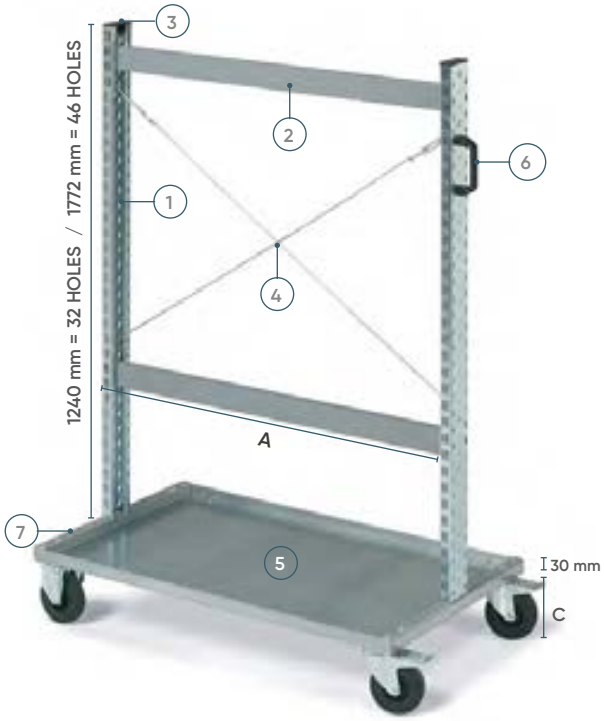

SMART 073

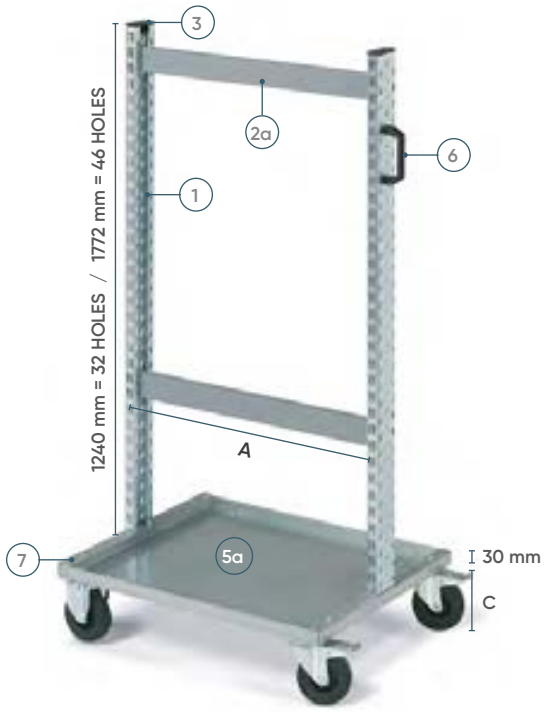

1 DUAL SLOT UPRIGHT

ART.	H mm
F BL 7540 01 _ _	1240
F BL 7547 01 _ _	1772

99 GALVANISED · 01 RAL 7000 · 04 RAL 5012 · 08 RAL 7035 · 02 RAL 6011

2 STIFFENING BAR

ART.	H mm
F BL 4505 00 01	1010 (**A**=985)

01 RAL 7000

2a STIFFENING BAR

ART.	H mm
F BL 4500 00 01	712 (**A**=687)

01 RAL 7000

3 PAIR OF CAPS

ART.
F BL 4420 00 07

Black colours

5 BASE

ART.	Dimensions mm
F BL 4405 00 99	1023x613x30 H (**A**=985)

99 GALVANISED

4 CROSS BRACING

ART.	MODULE mm
F BL 4705 00 99	**A**=985 / H=1240
F BL 4720 00 99	**A**=985 / H=1772

99 GALVANISED

5a BASE

ART.	Dimensions mm
F BL 4400 00 99	725x613x30 H (**A**=687)

99 GALVANISED

6 HANDLE

ART.
F BL 4415 00 07

Black colours

7 BASE BAR

ART.	Dimensions mm
F BL 4410 00 01	604x30x30 H

01 RAL 7000

kg

STANDARD RUBBER SWIVEL WHEEL WITH BRAKE

ART.	Ø mm	C mm
C RG DAC12 125	125	160
C RG DAC13 150	150	185

STANDARD RUBBER FIXED WHEEL

ART.	Ø mm	C mm
C RG BAC12 125	125	160
C RG BAC13 150	150	185

NON-MARKING RUBBER SWIVEL WHEEL WITH BRAKE

ART.	Ø mm	C mm
C RG DPH22 125	125	160

NON-MARKING RUBBER FIXED WHEEL

ART.	Ø mm	C mm
C RG BPH22 125	125	160

ELASTIC RUBBER SWIVEL WHEEL WITH BRAKE

ART.	Ø mm	C mm
C RG DCE15 125	125	160

ELASTIC RUBBER FIXED WHEEL

ART.	Ø mm	C mm
C RG BCE15 125	125	160

POLYURETHANE SWIVEL WHEEL WITH BRAKE

ART.	Ø mm	C mm
C RN DDD31 125	125	160

POLYURETHANE FIXED WHEEL

ART.	Ø mm	C mm
C RN BDD31 125	125	160



NYLON SWIVEL WHEEL WITH BRAKE

ART.	Ø mm	C mm
C RN DAD10 100	100	130
C RN DAD11 125	125	160

NYLON FIXED WHEEL

ART.	Ø mm	C mm
C RN BAD10 100	100	130
C RN BAD11 125	125	160

SHELVES FOR SMALL AND LARGE CONTAINERS NOT JUST SHELVES BUT DIVERSIFIED ACCESSORIES TO TURN THEM INTO TOOL HOLDER WALLS

SLICK

TECHNICAL SPECIFICATIONS

By integrating Slick series shelves in standard structures consisting of shelves, boxes, bins, containers and accessories, you can create a number of exclusive customised variations.

FRAME

The Slick series racking unit is available in height 1817 h in two different version: with the two-sided standard frame with cross piece (shelves can be added on both sides) and with single-sided frame with cross piece (shelves can only be added along the foot side).

SHELVES

The tilting shelves for Slick shelving systems with 955 mm length, 985 mm pitch can be of 4 different depths (220 - 320 - 420 - 600 mm).
In addition to the tilting shelves, the trolley can also be configured with fixed shelves for containers - both with different depths.

CONTAINERS

The standard perforated cross bar allows for adjustment of the uprights and insertion of different types of bins and containers PICKING BOX mes. 1/2/3/3A2/4/4A2 and containers series EURO BOX.

PICKING BOX

EURO BOX

ACCESSORIES

To make the best use of the shelving space, accessories such as the perforated panels used for hooking industrial tools and non-perforated panels on which to hang magnets, shutter cabinets, outlet boxes and cable ducts with wired outlets are optionally available.



SLICK

2052x542 mm

- **ART. F LC C173 54 52**
  H = 1813 mm

METAL COLOURS

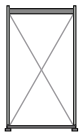

GALVANISED +
GREY RAL 7000
.52

SUPPLIED NOT ASSEMBLED

MUST BE FIXED TO THE FLOOR OR WALL

KEY

LOAD CAPACITY OF SHELVING SYSTEM

! ALL INDICATED LOAD CAPACITY VALUES ARE NET AND REFER TO EVENLY DISTRIBUTED WEIGHTS

ART.	Dim. mm	kg
F LC C173 52 52	1065x542x1813	150

7 shelves for mes. 1 - 6 shelves for mes. 2
63 containers PICKING BOX **mes. 1** art. FAX PB C001 A0 51 01
36 containers PICKING BOX **mes. 2** art. FAX PB C002 A0 51 01

SHELF WITHOUT CONTAINERS ART. **F LC C173 02 52**

ART.	Dim. mm	kg
F LC A173 52 52	1065x925x1813	300

14 shelves for mes. 1 - 12 shelves for mes. 2
126 containers PICKING BOX **mes. 1** art. FAX PB C001 A0 51 01
72 containers PICKING BOX **mes. 2** art. FAX PB C002 A0 51 01
Capacity 300 kg (150 kg PER SIDE)

SHELF WITHOUT CONTAINERS ART. **F LC A173 02 52**

ART.	Dim. mm	kg
F LC C173 54 52	1065x542x1813	150

4 shelves for mes. 2 - 3 shelves for mes. 3A2 - 2 shelves depth 420 mm (A=985 mm)
24 containers PICKING BOX **mes. 2** art. FAX PB C002 A0 51 01
12 containers PICKING BOX **mes. 3A2** art. FAX PB C3A2 B0 51 01
3 containers PICKING BOX **mes. 4A2** art. FAX PB C4A2 B0 51 01
3 containers PICKING BOX **mes. 4** art. FAX PB C004 B0 51 01

SHELF WITHOUT CONTAINERS ART. **F LC C173 04 52**

ART.	Dim. mm	kg
F LC A173 54 52	1065x925x1813	300

8 shelves for mes. 2 - 6 shelves for mes. 3A2 - 4 shelves depth 420 mm (A=985 mm)
48 containers PICKING BOX **mes. 2** art. FAX PB C002 A0 51 01
24 containers PICKING BOX **mes. 3A2** art. FAX PB C3A2 B0 51 01
6 containers PICKING BOX **mes. 4A2** art. FAX PB C4A2 B0 51 01
6 containers PICKING BOX **mes. 4** art. FAX PB C004 B0 51 01
Capacity 300 kg (150 kg PER SIDE)

SHELF WITHOUT CONTAINERS ART. **F LC A173 04 52**

SLICK

1065x542/925 mm

ART.	Dim. mm	kg
F LC C173 53 52	1065x542x1813	150

5 shelves for mes. 1 - 5 shelves for mes. 2 - 2 shelves for mes. 3A2
45 containers PICKING BOX **mes. 1** art. FAX PB C001 A0 51 01
30 containers PICKING BOX **mes. 2** art. FAX PB C002 A0 51 01
8 containers PICKING BOX **mes. 3A2** art. FAX PB C3A2 B0 51 01

SHELF WITHOUT CONTAINERS ART. **F LC C173 03 52**

ART.	Dim. mm	kg
F LC C173 51 52	1065x542x1813	150

5 shelves depth 420 mm (A=985 mm)
9 containers **EURO BOX** art. FAX EB 4317 A0 51 01
3 containers **EURO BOX** art. FAX EB 6417 A0 51 01

SHELF WITHOUT CONTAINERS ART. **F LC C173 01 52**

ART.	Dim. mm	kg
F LC A173 53 52	1065x925x1813	300

10 shelves for mes. 1 - 10 shelves for mes. 2 - 4 shelves for mes. 3A2
90 containers PICKING BOX **mes. 1** art. FAX PB C001 A0 51 01
60 containers PICKING BOX **mes. 2** art. FAX PB C002 A0 51 01
16 containers PICKING BOX **mes. 3A2** art. FAX PB C3A2 B0 51 01
Capacity 300 kg (150 KG PER SIDE)

SHELF WITHOUT CONTAINERS ART. **F LC A173 03 52**

ART.	Dim. mm	kg
F LC A173 51 52	1065x925x1813	300

10 shelves depth 420 mm (A=985 mm)
18 containers **EURO BOX** art. FAX EB 4317 A0 51 01
6 containers **EURO BOX** art. FAX EB 6417 A0 51 01
Capacity 300 kg (150 KG PER SIDE)

SHELF WITHOUT CONTAINERS ART. **F LC A173 01 52**

kg CAPACITY

H 1813 mm

MODULAR STRUCTURE FOR CONTAINERS AND BOXES SERIES:

EURO BOX, EURO BOX LIGHT, PICKING BOX, STORAGE BOX

SYSTEM TR

TECHNICAL SPECIFICATIONS

Suitable for insertion of EURO BOX, EURO BOX LIGHT, PICKING BOX and STORAGE BOX series PP boxes/containers and Storage Steel iron containers, the F TR series shelving is available in two different heights:

-1010 mm

-2010 mm

The pair of guides supporting the container is height-adjustable, has a maximum capacity of 50 kg and allows the simultaneous use of containers of the same size but with different heights.

Each span capacity is 250 kg. The system modular construction allows for the expansion of existing systems at any time.

STRENGTHENING TOP SHELVES

The shelves are fixed to the top part of each span and, in addition to reinforcing the shelving, also act as dust covers.

PAIR OF GUIDES

The pair of guides is designed to ensure that the box sliders are fixed to the uprights and secured with the special clip. Height-adjustable.

CAPACITY 50 kg

SIDE PANELS

The sides are supplied pre-assembled, with 25 mm pitch side slots, and are equipped with foot supports for fixing to the floor.

SPAN CAPACITY 250 kg

PAIR OF STRENGTHENING SOCKETS

The sockets are fastened with four self-tapping screws to the sides of the side panels to improve the structure stability.

SYSTEM TR

FOR CONTAINERS
300x200 mm

EURO BOX

- **ART. F TR S200 A2 99**
  H = 2010 mm
  12 art. FAX EB 3212 A0 51 01,18 art. FAX EB 3217 A0 51 01

METAL COLOURS

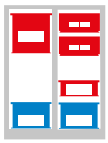

GALVANISED
.99

AVAILABLE IN TWO DIFFERENT HEIGHTS

FLOOR FIXING SET

ART. F NC 8999 00 99

Floor fixing kit consisting of 2 M8x75 mm steel expansion bolts for non-cracked concrete floors, class higher than or equal to: C20/25.

FLOOR FIXING IS MANDATORY

KEY

kg SPAN CAPACITY

! ALL INDICATED LOAD CAPACITY VALUES ARE NET AND REFER TO EVENLY DISTRIBUTED WEIGHTS

CONFIGURE YOUR SHELVING

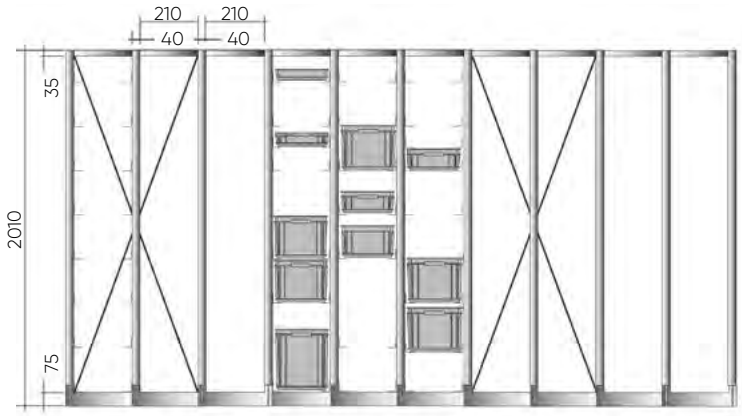

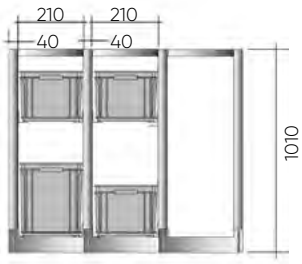

SHELF DEPTH 300 mm

INSERTION WORKING HEIGHT 1900 mm

INSERTION WORKING HEIGHT 900 mm



1 2 3 4 5 6

	ART.	Type of span mm	kg
1	F TR D200 30 99	Dual basic span with crossbar 2010 H	250
2	F TR E200 30 99	Extra single span 2010 H	250
3	F TR F200 30 99	Extra dual span with crossbar 2010 H	250
4	F TR G100 30 99	Single basic span 1010 h	250
5	F TR E100 30 99	Single extra span 1010 h	250
6	F TR 9000 00 99	Pair of galvanised guides	50

The stiffening crossbars are made from galvanised sheet metal.
For 2000 mm h shelving stability it is necessary to fit a crossbar every 6 spans.

dim. mm	guide pitch
300x200x120 H	150 mm
300x200x170 H	200 mm
300x200x147,5 H	175 mm

CONTAINERS
(EURO BOX)

SYSTEM TR

FOR CONTAINERS
400x300 mm

EURO BOX

- **ART. F TR S200 B1 99**
  H = 2010 mm
  9 art. FAX EB 4317 A0 51 01, 18 art. FAX EB 4308 A0 51 01
  5 art. FAX EB 4332 B0 51 01, 12 art. FAX EB 4312 A0 51 01

METAL COLOURS

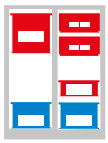

GALVANISED
.99

AVAILABLE IN TWO DIFFERENT HEIGHTS

FLOOR FIXING SET

ART. F NC 8999 00 99

Floor fixing kit consisting of 2 M8x75 mm steel expansion bolts for non-cracked concrete floors, class higher than or equal to: C20/25.

FLOOR FIXING IS MANDATORY

KEY

kg SPAN CAPACITY

! ALL INDICATED LOAD CAPACITY VALUES ARE NET AND REFER TO EVENLY DISTRIBUTED WEIGHTS

CONFIGURE YOUR SHELVING

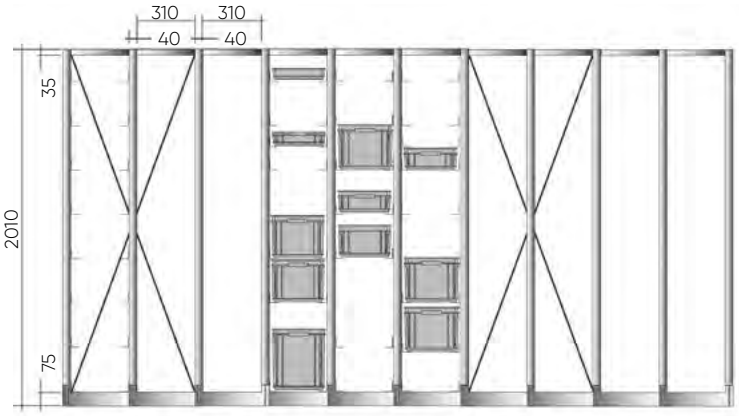

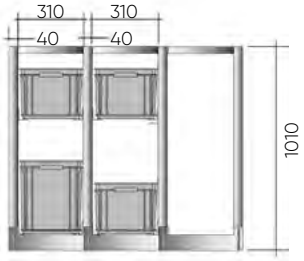

SHELF DEPTH 400 mm

INSERTION WORKING HEIGHT 1900 mm

1 2 3

INSERTION WORKING HEIGHT 900 mm

4 5

6

	ART.	Type of span mm	kg
1	F TR D200 40 99	Dual basic span with crossbar 2010 H	250
2	F TR E200 40 99	Extra single span 2010 H	250
3	F TR F200 40 99	Extra dual span with crossbar 2010 H	250
4	F TR G100 40 99	Single basic span 1010 h	250
5	F TR E100 40 99	Single extra span 1010 h	250
6	F TR 9040 00 99	Pair of galvanised guides	50

The stiffening crossbars are made from galvanised sheet metal.
For 2000 mm h shelving stability it is necessary to fit a crossbar every 6 spans.

dim. mm	guide pitch
400x300x55 H	75 mm
400x300x78 H	100 mm
400x300x120 H	150 mm
400x300x170 H	200 mm
400x300x220 H	250 mm
400x300x325 H	350 mm

CONTAINERS

(EURO BOX)

SYSTEM TR

FOR CONTAINERS
600x400 mm

EURO BOX

- **ART. F TR S200 C1 99**
  H = 2010 mm
  18 art. FAX EB 6412 A0 51 01, 11 art. FAX EB 6422 B0 51 01

METAL COLOURS

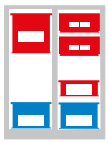

GALVANISED
.99

AVAILABLE IN TWO DIFFERENT HEIGHTS

FLOOR FIXING SET

ART. F NC 8999 00 99

Floor fixing kit consisting of 2 M8x75 mm steel expansion bolts for non-cracked concrete floors, class higher than or equal to: C20/25.

FLOOR FIXING IS MANDATORY

KEY

kg SPAN CAPACITY

! ALL INDICATED LOAD CAPACITY VALUES ARE NET AND REFER TO EVENLY DISTRIBUTED WEIGHTS

CONFIGURE YOUR SHELVING

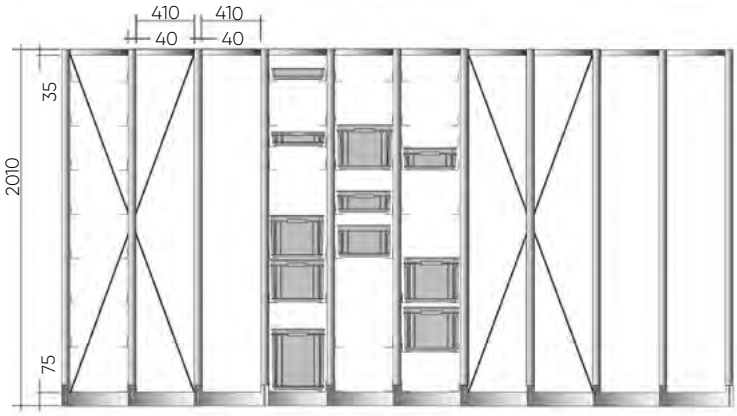

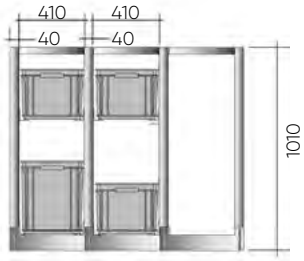

SHELF DEPTH 600 mm

INSERTION WORKING HEIGHT 1900 mm

INSERTION WORKING HEIGHT 900 mm

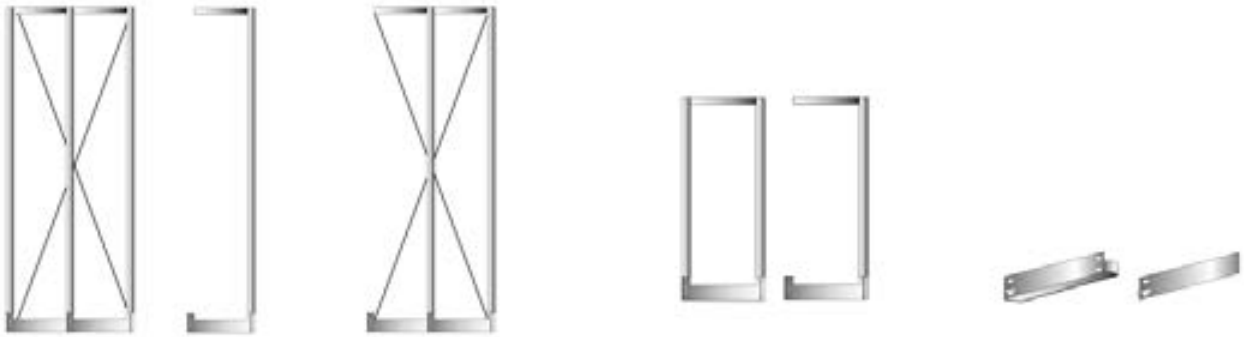

1 2 3 4 5 6

	ART.	Type of span mm	kg
1	**F TR D200 60 99**	Dual basic span with crossbar 2010 H	250
2	**F TR E200 60 99**	Extra single span 2010 H	250
3	**F TR F200 60 99**	Extra dual span with crossbar 2010 H	250
4	**F TR G100 60 99**	Single basic span 1010 h	250
5	**F TR E100 60 99**	Single extra span 1010 h	250
6	**F TR 9080 00 99**	Pair of galvanised guides	50

The stiffening crossbars are made from galvanised sheet metal.
For 2000 mm h shelving stability it is necessary to fit a crossbar every 6 spans.

dim. mm	guide pitch
600x400x78 H	100 mm
600x400x120 H	150 mm
600x400x170 H	200 mm
600x400x220 H	250 mm
600x400x285 H	325 mm
600x400x325 H	350 mm
600x400x430 H	450 mm

CONTAINERS

(EURO BOX)

SYSTEM TR

FOR CONTAINERS
350/300x200 mm

PICKING BOX

STORAGE BOX

- **ART. F TR S200 D1 99**
  H= 2010 mm
  10 art. FAX PB C3A2 B0 51 03, 10 art. FAX PB C3A2 B0 51 04,
  10 art. FAX PB C3A2 B0 51 02, 10 art. FAX PB C003 B0 51 05,
  10 art. FAX PB C003 B0 51 03

METAL COLOURS

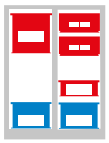

GALVANISED
.99

AVAILABLE IN TWO DIFFERENT HEIGHTS

FLOOR FIXING SET

ART. F NC 8999 00 99

Floor fixing kit consisting of 2 M8x75 mm steel expansion bolts for non-cracked concrete floors, class higher than or equal to: C20/25.

FLOOR FIXING IS MANDATORY

KEY

kg SPAN CAPACITY

! ALL INDICATED LOAD CAPACITY VALUES ARE NET AND REFER TO EVENLY DISTRIBUTED WEIGHTS

CONFIGURE YOUR SHELVING

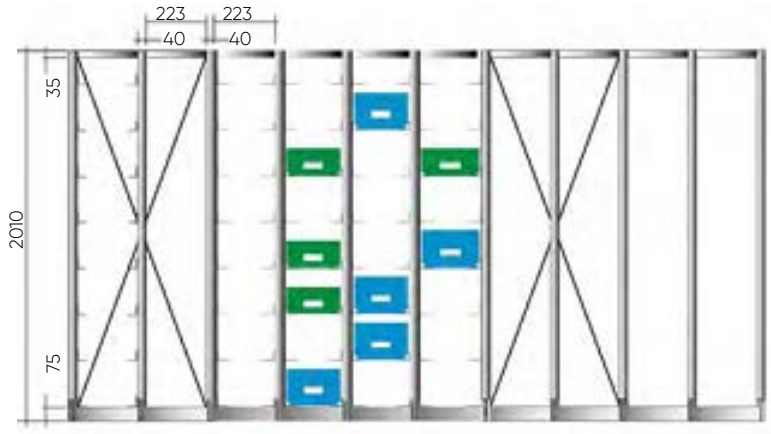

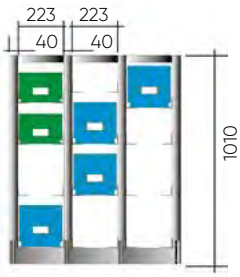

SHELF DEPTH 350 mm

INSERTION WORKING HEIGHT 1900 mm

INSERTION WORKING HEIGHT 900 mm

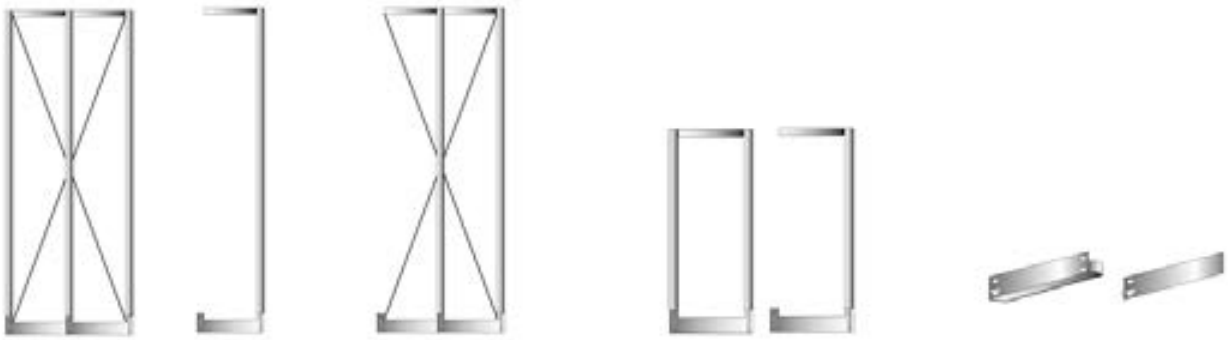

1 2 3 4 5 6

	ART.	Type of span mm	kg
1	F TR D200 35 99	Dual basic span with crossbar 2010 H	250
2	F TR E200 35 99	Extra single span 2010 H	250
3	F TR F200 35 99	Extra dual span with crossbar 2010 H	250
4	F TR G100 35 99	Single basic span 1010 h	250
5	F TR E100 35 99	Single extra span 1010 h	250
6	F TR 9020 00 99	Pair of galvanised guides	50

The stiffening crossbars are made from galvanised sheet metal.
For 2000 mm h shelving stability it is necessary to fit a crossbar every 6 spans.

ref.	guide pitch
mes. 3A2	175 mm
mes. 3	225 mm
mes. 272-3A2	175 mm
mes. 272-3	225 mm

CONTAINERS

(PICKING BOX)

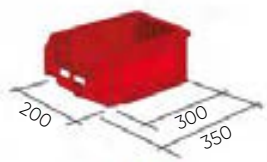

(STORAGE BOX)

SYSTEM TR

- **ART. F TR S200 E2 99**
  H = 2010 mm
  8 art. FAX PB C004B0 51 02, 8 art. FAX PB C004B0 51 03,
  8 art. FAX PB C004B0 51 04, 8 art. FAX PB C004B0 51 05

FOR CONTAINERS
500/450x300 mm

PICKING BOX

STORAGE BOX

METAL COLOURS

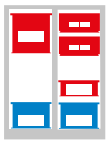

GALVANISED
.99

AVAILABLE IN TWO DIFFERENT HEIGHTS

FLOOR FIXING SET

ART. F NC 8999 00 99

Floor fixing kit consisting of 2 M8x75 mm steel expansion bolts for non-cracked concrete floors, class higher than or equal to: C20/25.

FLOOR FIXING IS MANDATORY

KEY

kg SPAN CAPACITY

! ALL INDICATED LOAD CAPACITY VALUES ARE NET AND REFER TO EVENLY DISTRIBUTED WEIGHTS

CONFIGURE YOUR SHELVING

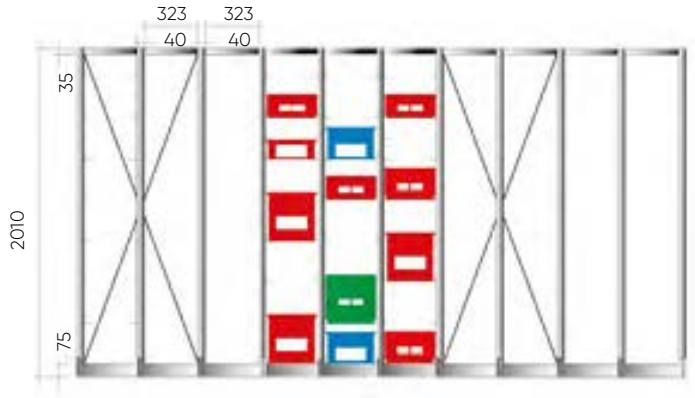

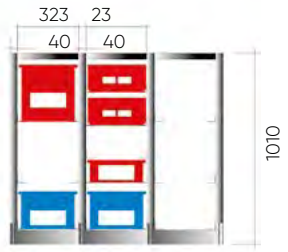

SHELF DEPTH 500 mm

INSERTION WORKING HEIGHT 1900 mm

INSERTION WORKING HEIGHT 900 mm

1 2 3 4 5 6

	ART.	Type of span mm	kg
1	F TR D200 50 99	Dual basic span with crossbar 2010 H	250
2	F TR E200 50 99	Extra single span 2010 H	250
3	F TR F200 50 99	Extra dual span with crossbar 2010 H	250
4	F TR G100 50 99	Single basic span 1010 h	250
5	F TR E100 50 99	Single extra span 1010 h	250
6	F TR 9060 00 99	Pair of galvanised guides	50

The stiffening crossbars are made from galvanised sheet metal.
For 2000 mm h shelving stability it is necessary to fit a crossbar every 6 spans.

ref.	guide pitch
mes. 4A2	200 mm
mes. 4	225 mm
mes. 4A5	325 mm
mes. 272-4A2	150 mm
mes. 272-4	225 mm
mes. 272-4A5	325 mm

CONTAINERS

(PICKING BOX)

(STORAGE BOX)

SYSTEM TR

219 GIARRE-INPER.
263 SMERALDO
203 SIMIUS
207 BLUETTE
208 OTTANIO
215 ZAFFIRO
M215 LOTUS
218 AVIO
LAMPO FISSA
INVISIBILE
cm. 20
282 SPAGO-BAMBU
290 CAST.-LAND
293 WOOD-NUT
LAMPO FISSA
INVISIBILE
cm. 20
CERNIERA
cm 10
BIANCO
MARRONE
LAMPO INVISIBILE
CM. 25
810 TERRA
820 ROSSO
863 MALVA
841 BURRO
919 BLU-NAVY
CERNIERA
cm 16
MET. 4
BIANCO
MARRONE

Fami Storage Systems

Courtesy of Animo S.p.A.

HONEYCOMB WELDED MODULES FOR PLASTIC AND STEEL CONTAINERS, STACKABLE,

WITH FALL-PROOFING STOPS



Courtesy of Vimar S.p.A.

STORAGE DOMINO

TECHNICAL SPECIFICATIONS

The remarkable experience gained in many years of activity in the warehousing and logistics business has led us to develop the DOMINO container holder shelves. They are stackable and allow proper storage structures to be built - with customised solutions that can be developed in height and width as needed.

They are designed to accomodate 4 sizes of containers, with sturdy sheet steel profiles, to ensure outstanding strength even under full load conditions. The stackable and modular construction of the shelves makes it possible to create storage facilities that can be altered at any time according to requirements.

Courtesy of Vimar S.p.A.

DUST COVER AND WORKTOP

The application of the dust cover and the worktop not only allows for extra material protection but it also helps create handy, convenient workstations for materials distribution.

PLINTH

The plinth raises the shelf off the ground by 85 mm, isolates it from the floor and prevents the bottom row of containers from touching it as they are pulled out.

mes. 3

mes. 4

mes. 272-4

mes. 4A5

mes. 272-4A5

mes. 5

mes. 272-5

PICKING BOX

STORAGE BOX

CONTAINERS

Individual containers are pulled out quickly and easily, and a special hook, located frontally with respect to the guides, prevents accidental complete removal.

METAL COLOURS

RAL 7000
.01

! ALL INDICATED LOAD CAPACITY VALUES ARE NET AND REFER TO EVENLY DISTRIBUTED WEIGHTS

STORAGE DOMINO

ART.	dim. mm
F ED 3044 00 01	1025x310x885 H

Maximum number of metal or polypropylene containers that can be inserted: 16 pieces mes. 3
Suitable for containers: PICKING BOX:

mes. 3

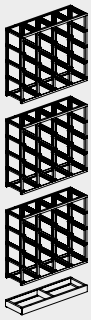

STACKABILITY

STACKED FRAMES	Capacity of each frame	Capacity of each box
2	960 kg	60 kg
max 3	640 kg	40 kg

■ Shelf supplied without containers

ART.	dim. mm
F ED 3074 00 01	1765x310x885 H

Maximum number of metal or polypropylene containers that can be inserted: 28 pieces mes. 3
Suitable for containers: PICKING BOX:

mes. 3

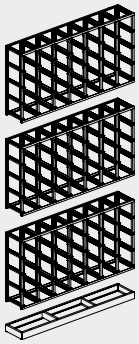

STACKABILITY

STACKED FRAMES	Capacity of each frame	Capacity of each box
2	1680 kg	60 kg
max 3	1120 kg	40 kg

■ Shelf supplied without containers

ART.	dim. mm
F ED 4034 00 01	1075x460x885 H

Maximum number of metal or polypropylene containers that can be inserted: 12 pieces mes. 4
Suitable for containers: PICKING BOX/STORAGE BOX:

mes. 4

mes. 272-4

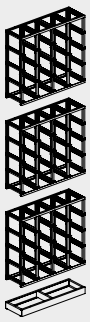

STACKABILITY

STACKED FRAMES	Capacity of each frame	Capacity of each box
max 3	1200 kg	100 kg

■ Shelf supplied without containers

ART.	dim. mm
F ED 4054 00 01	1765x460x885 H

Maximum number of metal or polypropylene containers that can be inserted: 20 pieces mes. 4
Suitable for containers: PICKING BOX/STORAGE BOX:

mes. 4

mes. 272-4



STACKABILITY

STACKED FRAMES	Capacity of each frame	Capacity of each box
max 3	1600 kg	80 kg

■ Shelf supplied without containers

ART.	dim. mm
F ED 4056 00 01	1765x460x1300 H

Maximum number of metal or polypropylene containers that can be inserted: 30 pieces mes. 4
Suitable for containers: PICKING BOX/STORAGE BOX:

mes. 4

mes. 272-4



STACKABILITY

STACKED FRAMES	Capacity of each frame	Capacity of each box
2	2400 kg	80 kg
max 3	1500 kg	50 kg

■ Shelf supplied without containers

ART.	dim. mm
F ED 4555 00 01	1765x460x1300 H

Maximum number of metal or polypropylene containers that can be inserted: 20 pieces mes. 4A5
Suitable for containers: PICKING BOX/STORAGE BOX:

mes. 4A5

mes. 272-4A5



STACKABILITY

STACKED FRAMES	Capacity of each frame	Capacity of each box
2	1600 kg	80 kg
max 3	1000 kg	50 kg

■ Shelf supplied without containers

STORAGE DOMINO

ART.	dim. mm
F ED 5023 00 01	1125x660x1180 H

Maximum number of metal or polypropylene containers that can be inserted: 6 pieces mes. 5
Suitable for containers: PICKING BOX/STORAGE BOX:

mes. 5

mes. 272-5

STACKABILITY

STACKED FRAMES	Capacity of each frame	Capacity of each box
max 3	1200 kg	200 kg

- Shelf supplied without containers

ART.	dim. mm
F ED 5033 00 01	1670x660x1180 H

Maximum number of metal or polypropylene containers that can be inserted: 9 pieces mes. 5
Suitable for containers: PICKING BOX/STORAGE BOX:

mes. 5

mes. 272-5

STACKABILITY

STACKED FRAMES	Capacity of each frame	Capacity of each box
max 3	1800 kg	200 kg

- Shelf supplied without containers

DUST COVER

ART.	FOR SHELF	dim. mm
F ED 9034 00 01	F ED 3044 00 01	1020x315x20 H
F ED 9037 00 01	F ED 3074 00 01	1765x315x20 H
F ED 9043 00 01	F ED 4034 00 01	1070x465x20 H
	F ED 4054 00 01	1765x465x20 H
F ED 9045 00 01	F ED 4056 00 01	1765x465x20 H
	F ED 4555 00 01	1765x465x20 H
F ED 9052 00 01	F ED 5023 00 01	1120x665x30 H
F ED 9053 00 01	F ED 5033 00 01	1667x665x30 H

WORKTOP

ART.	FOR SHELF	dim. mm
F ED 9134 00 01	F ED 3044 00 01	1025x315x32 H
F ED 9137 00 01	F ED 3074 00 01	1770x315x32 H
F ED 9143 00 01	F ED 4034 00 01	1075x465x32 H
	F ED 4054 00 01	1770x465x32 H
F ED 9145 00 01	F ED 4056 00 01	1770x465x32 H
	F ED 4555 00 01	1770x465x32 H

PLINTH

ART.	FOR SHELF	dim. mm
F ED 9234 00 01	F ED 3044 00 01	1020x315x85 H
F ED 9237 00 01	F ED 3074 00 01	1765x315x85 H
F ED 9243 00 01	F ED 4034 00 01	1070x465x85 H
	F ED 4054 00 01	1765x465x85 H
F ED 9245 00 01	F ED 4056 00 01	1765x465x85 H
	F ED 4555 00 01	1765x465x85 H
F ED 9352 00 01	F ED 5023 00 01	1125x660x155 H
F ED 9353 00 01	F ED 5033 00 01	1670x660x155 H

FOR PLASTIC AND STEEL CONTAINERS

STORAGE DOMINO

1115 Courtesy of Vimar S.p.A.

Fami Storage Systems

HIGH-CAPACITY STORAGE SOLUTIONS, CUSTOMISABLE WITH DOORS



PERFOM AK

TECHNICAL SPECIFICATIONS

FAMI container holder cabinets are ideal solutions for storing various small items and parts used in shopping areas, warehouses and laboratories.
They consist of a polished steel structure and removable shelves that are inserted in variable numbers depending on the most suitable application solution.
The shelves can accommodate metal and polypropylene containers in sizes 1 or 2. These cabinets are supplied in "without door" or "with door" versions with keylock.

FAMI cabinets are ideally designed for housing metal and polypropylene containers.

ADJUSTABLE SHELVES

The cabinet space can be organised by using handy adjustable height shelves with 25 mm pitch, which can be inserted in variable numbers according to requirements.



CONTAINERS

The polypropylene containers have been designed to respond rationally to multiple material storage and handling needs.

When mes.1 containers are placed in the cabinet, a stop is fitted to the shelf to prevent containers from moving too far deep into the cabinet.

Mes. 1
dim. 160/140x95x75 mm H

Mes. 2
dim. 230/200x140x130 mm H

SAFETY

For safety purposes, FAMI container holder cabinets must be fixed to the floor or to the wall.

PERFOM F AK

H 2000 mm

- ART. F AK 2080 52 04

H 1000 mm

- ART. F AK 2040 52 04

H 1655 mm

- ART. F AK 1066 54 04

METAL COLOURS


GREY RAL 7000 .01


GREEN RAL 6011 .02

BLUE RAL 5012 .04


GREY RAL 7035 .08

- THE LOAD-BEARING CAPACITY OF THE TOP SHELF IS 50 KG

KEY

CABINET CAPACITY

CABINET CLOSURE

! ALL INDICATED LOAD CAPACITY VALUES ARE NET AND REFER TO EVENLY DISTRIBUTED WEIGHTS

ART.		kg	
F AK 2040 51 04		450	-

8 adjustable shelves ART. F AK 9020 01 99 - 50 kg capacity
9 stops for containers
54 blue containers PICKING BOX **mes. 1** art. FAX PB C001 A0 51 04

ART.		kg	
F AK 2040 52 04		450	-

6 adjustable shelves ART F AK 9020 01 99 - 50 kg capacity
4 stops for containers
24 blue containers PICKING BOX **mes. 1** art. FAX PB C001 A0 51 04
12 grey containers PICKING BOX **mes. 2** art. FAX PB C002 A0 51 01

ART.		kg	
F AK 1040 51 04		450	key

8 adjustable shelves ART. F AK 9020 01 99 - 50 kg capacity
9 stops for containers
54 blue containers PICKING BOX **mes. 1** art. FAX PB C001 A0 51 04

ART.		kg	
F AK 2040 53 04		450	-

5 adjustable shelves ART. F AK 9020 01 99 - 50 kg capacity
24 grey containers PICKING BOX **mes. 2** art. FAX PB C002 A0 51 01

ART.		kg	
F AK 1040 53 04		450	key

5 adjustable shelves ART. F AK 9020 01 99 - 50 kg capacity
24 grey containers PICKING BOX **mes. 2** art. FAX PB C002 A0 51 01

ART.		kg	
F AK 1040 52 04		450	key

6 adjustable shelves ART F AK 9020 01 99 - 50 kg capacity
4 stops for containers
24 blue containers PICKING BOX **mes. 1** art. FAX PB C001 A0 51 04
12 grey containers PICKING BOX **mes. 2** art. FAX PB C002 A0 51 01

PERFOM F AK

H 1655 mm

ART.	kg	
F AK 2066 54 04	500	-

12 adjustable shelves ITEM F AK 9020 01 99 - 50 kg capacity
7 stops for containers
42 blue containers PICKING BOX **mes. 1** art. FAX PB C001 A0 51 04
24 grey containers PICKING BOX **mes. 2** art. FAX PB C002 A0 51 01

H 1655 mm

ART.	kg	
F AK 1066 54 04	500	key

12 adjustable shelves ITEM F AK 9020 01 99 - 50 kg capacity
7 stops for containers
42 blue containers PICKING BOX **mes. 1** art. FAX PB C001 A0 51 04
24 grey containers PICKING BOX **mes. 2** art. FAX PB C002 A0 51 01

kg CAPACITY CLOSING

700x270 mm

H 2000 mm

ART.		kg		
F AK 1080 52 04		500	key	

15 adjustable shelves ART F AK 9020 01 99 - 50 kg capacity
9 stops for containers
54 blue containers PICKING BOX **mes. 1** art. FAX PB C001 A0 51 04
28 grey containers PICKING BOX **mes. 2** art. FAX PB C002 A0 51 01

H 2000 mm

ART.		kg		
F AK 2080 52 04		500	-	

15 adjustable shelves, 235 mm depth - 50 kg capacity
9 stops for containers
54 blue containers PICKING BOX **mes. 1** art. FAX PB C001 A0 51 04
28 grey containers PICKING BOX **mes. 2** art. FAX PB C002 A0 51 01

H 1655 mm

ART.		kg		
F AK 1066 63 04		500	key	

cabinet including:
1 Visual Box holder frame, 1500 mm height art. FVB SW 1500 00 00 01
2 art. FAX VB CH00 90 00 01
4 art. FAX VB CH00 60 00 01
3 art. FAX VB CH00 50 00 01
1 art. FAX VB CH00 40 00 01
1 art. FAX VB CH00 30 00 01

H 2000 mm

ART.		kg		
F AK 1080 58 04		450	key	

cabinet including:
1 Visual Box holder frame, 1750 mm height art. FVB SW 1750 00 00 01
1 art. FAX VB CH00 90 00 01
6 art. FAX VB CH00 60 00 01
2 art. FAX VB CH00 50 00 01
2 art. FAX VB CH00 40 00 01
1 art. FAX VB CH00 30 00 01

INTERLOCKED FITTING

WIDE RANGE OF ACCESSORIES

EACH SHELF FROM 100 TO 400 kg CAPACITY



Courtesy of Animo S.p.A.

SYSTEM ST

TECHNICAL SPECIFICATIONS

The F ST series racking systems have a modular structure ensuring easy installation: side panels, side walls, middle walls and rear walls have an interlocking design for easy fitting together without any screws.
The shelves come with 4 hooks and have a capacity range varying from 100 to 400 kg. This type of shelving is pre-set to be turned into cabinets by adding hinged or sliding doors, while vertical dividers, partitions, strips and (87%) plain and (100%) telescopic extension drawers can be used to create a well organised warehouse. Several accessories are available according to requirements.

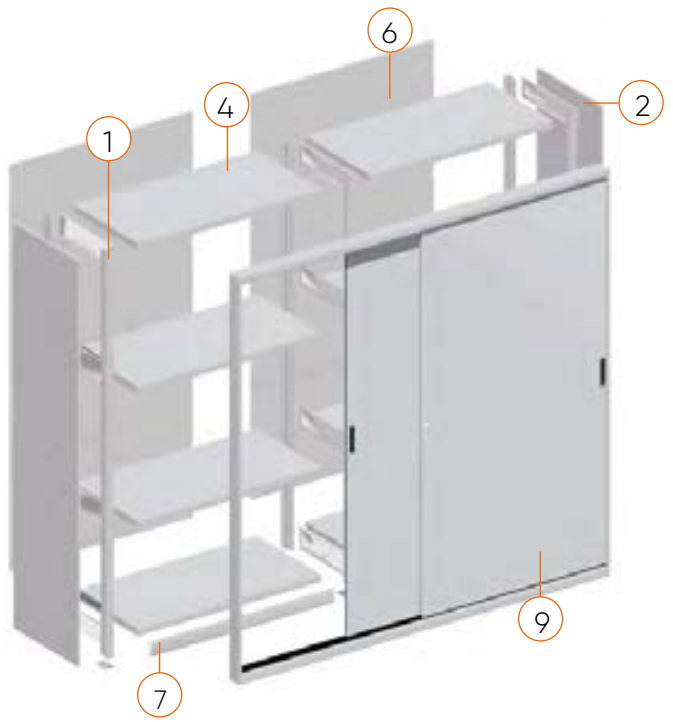

	F ST SHELVING COMPONENTS
1	side panels
2	side walls
3	middle walls
4	shelves
5	cross pieces
6	rear walls
7	baseboards
8	hinged doors
9	sliding doors
10	vertical dividers
11	partitions
12	rear and front edge strips trapezoidal dividers
13	drawers

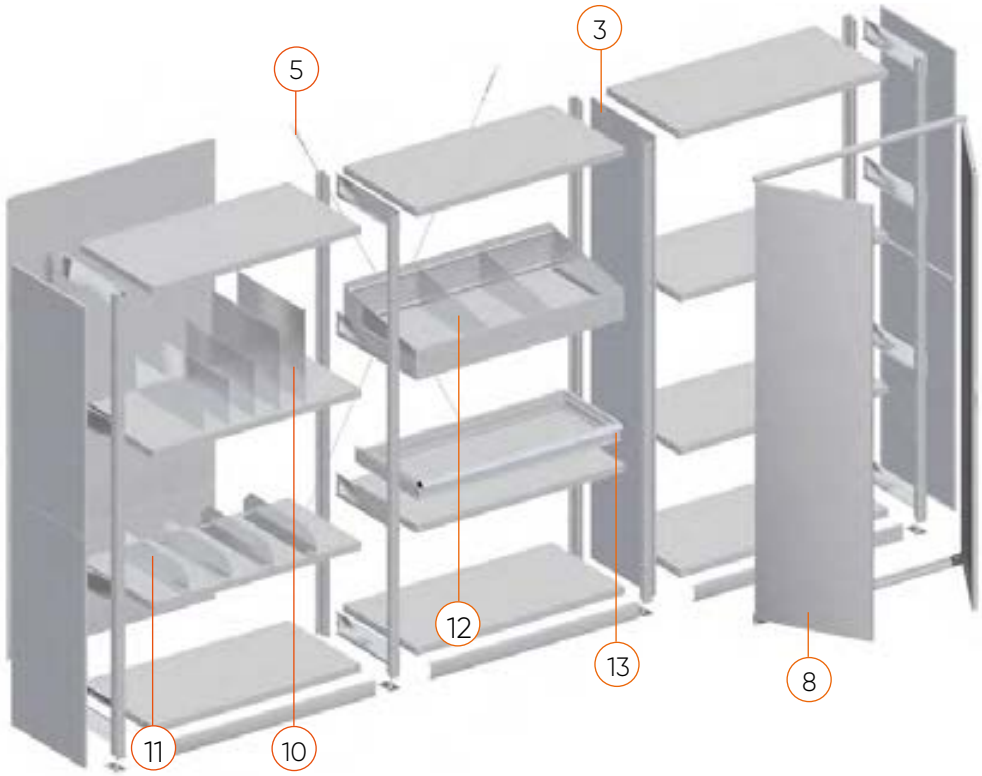

SHELVING SIDES

The side panels of F ST racks are installed quickly and easily through special galvanised cross pieces and without the use of screws.

SIDE, MIDDLE AND REAR WALL PANELS

Side, middle and rear wall panels are assembled by interlocked fitting without the use of screws, forming enclosed compartments.

SLIDING OR HINGED DOORS

Doors are used to protect the shelved goods from impacts and dust. Both types of door are equipped with a security lock and two keys.



ACCESSORIES

To make the best use of the available shelving space, accessories can be added such as: dividers, separators, partitions and edge strips, supplied with a galvanised finish.

SYSTEM F ST

H 2000 mm

ART. F ST S200 53 99

Dimensions 4100x500x2000 mm H
16 shelves 1000x500x35 H - load capacity of each shelf 300 kg

METAL COLOURS

Solutions

RAL 5012 + GALVANISED	RAL 7035 + GALVANISED	GALVANISED
.54	.55	.99

Components/Accessories

RAL 5012	RAL 7035	GALVANISED
.04	.08	.99

KEY

RACK CAPACITY

LENGTH

RACK CLOSURE

! ALL INDICATED LOAD CAPACITY VALUES ARE NET AND REFER TO EVENLY DISTRIBUTED WEIGHTS

H 2000 mm

ART.	dim. mm
F ST S200 56 99	3100x500x2000 H

15 shelves 1000x500x35 H - load capacity of each shelf 300 kg
GALVANISED FINISH

H 2000 mm

ART.	dim. mm
F ST S200 57 99	2100x500x2000 H

8 shelves 1000x500x35 H - load capacity of each shelf 300 kg
GALVANISED FINISH

SYSTEM F ST

Courtesy of Animo S.p.A.

SPAN DIMENSIONS

	A	B	C	
1000 mm	974 mm			SHELF LENGTH
1300 mm	1274 mm			
300 mm		321 mm	642 mm	SHELF DEPTH
400 mm		421 mm	842 mm	
500 mm		521 mm	1042 mm	
600 mm		621 mm	1242 mm	
800 mm		821 mm	1642 mm	

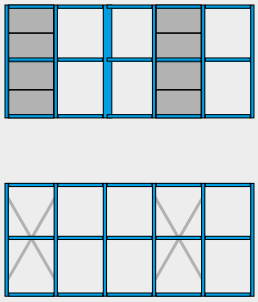

At least every **3 span** lengths (bays), it is mandatory to add one bay with a rear wall or a cross piece.

CAPACITY EACH SPAN 2300 kg

FIXING

FLOOR FIXING SET

ART. F NC 8999 00 99

Floor fixing kit consisting of 2 M8x75 mm steel expansion bolts for non-cracked concrete floors, class higher than or equal to: C20/25.

WALL FIXING BRACKET

ART. F ST 0710 00 99

All span bays that must be fixed to the wall are supplied as standard with special fixing brackets.

FOOT FIXING

Standard bays are supplied with Allen keys to tighten the foot supports.

SPAN BAYS ARE SUPPLIED NOT ASSEMBLED AND COMPLETE WITH FEET.

SYSTEM F ST

H 2000 mm

CONFIGURE YOUR RACKING SYSTEM

STANDARD SPAN BAY WITH CROSS PIECE

1000 mm

	ART.	depth
PAINTED	F ST A200 30 _ _	300 mm
	F ST A200 40 _ _	400 mm
	F ST A200 50 _ _	500 mm
	F ST A200 60 _ _	600 mm
	F ST A200 80 _ _	800 mm
GALVANISED	F ST A200 30 99	300 mm
	F ST A200 40 99	400 mm
	F ST A200 50 99	500 mm
	F ST A200 60 99	600 mm
	F ST A200 80 99	800 mm

1300 mm

	ART.	depth
PAINTED	F ST F200 30 _ _	300 mm
	F ST F200 40 _ _	400 mm
	F ST F200 50 _ _	500 mm
	F ST F200 60 _ _	600 mm
	F ST F200 80 _ _	800 mm
GALVANISED	F ST F200 30 99	300 mm
	F ST F200 40 99	400 mm
	F ST F200 50 99	500 mm
	F ST F200 60 99	600 mm
	F ST F200 80 99	800 mm

ADDED BAY

1000 mm

	ART.	depth
PAINTED	F ST B200 30 _ _	300 mm
	F ST B200 40 _ _	400 mm
	F ST B200 50 _ _	500 mm
	F ST B200 60 _ _	600 mm
	F ST B200 80 _ _	800 mm
GALVANISED	F ST B200 30 99	300 mm
	F ST B200 40 99	400 mm
	F ST B200 50 99	500 mm
	F ST B200 60 99	600 mm
	F ST B200 80 99	800 mm

1300 mm

	ART.	depth
PAINTED	F ST G200 30 _ _	300 mm
	F ST G200 40 _ _	400 mm
	F ST G200 50 _ _	500 mm
	F ST G200 60 _ _	600 mm
	F ST G200 80 _ _	800 mm
GALVANISED	F ST G200 30 99	300 mm
	F ST G200 40 99	400 mm
	F ST G200 50 99	500 mm
	F ST G200 60 99	600 mm
	F ST G200 80 99	800 mm

ADDED SPAN BAY WITH CROSS PIECE

1000 mm

	ART.	depth
PAINTED	F ST C200 40 _ _	400 mm
	F ST C200 50 _ _	500 mm
	F ST C200 60 _ _	600 mm
	F ST C200 80 _ _	800 mm
GALVANISED	F ST C200 40 99	400 mm
	F ST C200 50 99	500 mm
	F ST C200 60 99	600 mm
	F ST C200 80 99	800 mm

1300 mm

	ART.	depth
PAINTED	F ST H200 40 _ _	400 mm
	F ST H200 50 _ _	500 mm
	F ST H200 60 _ _	600 mm
	F ST H200 80 _ _	800 mm
GALVANISED	F ST H200 40 99	400 mm
	F ST H200 50 99	500 mm
	F ST H200 60 99	600 mm
	F ST H200 80 99	800 mm

LENGTH

METAL COLOURS

RAL 5012 + GALVANISED .54

RAL 7035 + GALVANISED .55

STANDARD BAY WITH REAR WALL

1000 mm

	ART.	depth
PAINTED	F ST D200 30 _ _	300 mm
	F ST D200 40 _ _	400 mm
	F ST D200 50 _ _	500 mm
	F ST D200 60 _ _	600 mm
	F ST D200 80 _ _	800 mm
GALVANISED	F ST D200 30 99	300 mm
	F ST D200 40 99	400 mm
	F ST D200 50 99	500 mm
	F ST D200 60 99	600 mm
	F ST D200 80 99	800 mm

1300 mm

	ART.	depth
PAINTED	F ST L200 30 _ _	300 mm
	F ST L200 40 _ _	400 mm
	F ST L200 50 _ _	500 mm
	F ST L200 60 _ _	600 mm
	F ST L200 80 _ _	800 mm
GALVANISED	F ST L200 30 99	300 mm
	F ST L200 40 99	400 mm
	F ST L200 50 99	500 mm
	F ST L200 60 99	600 mm
	F ST L200 80 99	800 mm

ADDED BAY WITH REAR WALL

1000 mm

	ART.	depth
PAINTED	F ST E200 30 _ _	300 mm
	F ST E200 40 _ _	400 mm
	F ST E200 50 _ _	500 mm
	F ST E200 60 _ _	600 mm
	F ST E200 80 _ _	800 mm
GALVANISED	F ST E200 30 99	300 mm
	F ST E200 40 99	400 mm
	F ST E200 50 99	500 mm
	F ST E200 60 99	600 mm
	F ST E200 80 99	800 mm

1300 mm

	ART.	depth
PAINTED	F ST M200 30 _ _	300 mm
	F ST M200 40 _ _	400 mm
	F ST M200 50 _ _	500 mm
	F ST M200 60 _ _	600 mm
	F ST M200 80 _ _	800 mm
GALVANISED	F ST M200 30 99	300 mm
	F ST M200 40 99	400 mm
	F ST M200 50 99	500 mm
	F ST M200 60 99	600 mm
	F ST M200 80 99	800 mm

SPAN WIDTH 1000 mm

Each span bay comes complete with 4 shelves. For 300 mm depths, shelves without stiffeners are supplied with a capacity of 120 kg. For 400/500/600/800 mm depths, shelves complete with stiffeners are supplied with a capacity of 300 kg.

SPAN WIDTH 1300 mm

Each span bay comes complete with 4 shelves. For 300 mm depths, shelves without stiffeners are supplied with a capacity of 100 kg. For 400/500/600/800 mm depths, shelves complete with stiffeners are supplied with a capacity of 230 kg.

WALL FIXING IS MANDATORY.

WALL OR FLOOR FIXING IS MANDATORY.

SYSTEM F ST

H 2000 mm

STANDARD SPAN BAY WITH CROSS PIECE

PAINTED

↔ 1000 mm		↔ 1300 mm	
ART.	depth	ART.	depth
F ST A201 30 _ _	300+300 mm	F ST F201 30 _ _	300+300 mm
F ST A201 40 _ _	400+400 mm	F ST F201 40 _ _	400+400 mm
F ST A201 50 _ _	500+500 mm	F ST F201 50 _ _	500+500 mm
F ST A201 60 _ _	600+600 mm	F ST F201 60 _ _	600+600 mm
F ST A201 80 _ _	800+800 mm	F ST F201 80 _ _	800+800 mm

GALVANISED

F ST A201 30 99	300+300 mm	F ST F201 30 99	300+300 mm
F ST A201 40 99	400+400 mm	F ST F201 40 99	400+400 mm
F ST A201 50 99	500+500 mm	F ST F201 50 99	500+500 mm
F ST A201 60 99	600+600 mm	F ST F201 60 99	600+600 mm
F ST A201 80 99	800+800 mm	F ST F201 80 99	800+800 mm

ADDED BAY

PAINTED

↔ 1000 mm		↔ 1300 mm	
ART.	depth	ART.	depth
F ST B201 30 _ _	300+300 mm	F ST G201 30 _ _	300+300 mm
F ST B201 40 _ _	400+400 mm	F ST G201 40 _ _	400+400 mm
F ST B201 50 _ _	500+500 mm	F ST G201 50 _ _	500+500 mm
F ST B201 60 _ _	600+600 mm	F ST G201 60 _ _	600+600 mm
F ST B201 80 _ _	800+800 mm	F ST G201 80 _ _	800+800 mm

GALVANISED

F ST B201 30 99	300+300 mm	F ST G201 30 99	300+300 mm
F ST B201 40 99	400+400 mm	F ST G201 40 99	400+400 mm
F ST B201 50 99	500+500 mm	F ST G201 50 99	500+500 mm
F ST B201 60 99	600+600 mm	F ST G201 60 99	600+600 mm
F ST B201 80 99	800+800 mm	F ST G201 80 99	800+800 mm

ADDED SPAN BAY WITH CROSS PIECE

PAINTED

↔ 1000 mm		↔ 1300 mm	
ART.	depth	ART.	depth
F ST C201 30 _ _	300+300 mm	F ST H201 30 _ _	300+300 mm
F ST C201 40 _ _	400+400 mm	F ST H201 40 _ _	400+400 mm
F ST C201 50 _ _	500+500 mm	F ST H201 50 _ _	500+500 mm
F ST C201 60 _ _	600+600 mm	F ST H201 60 _ _	600+600 mm
F ST C201 80 _ _	800+800 mm	F ST H201 80 _ _	800+800 mm

GALVANISED

F ST C201 30 99	300+300 mm	F ST H201 30 99	300+300 mm
F ST C201 40 99	400+400 mm	F ST H201 40 99	400+400 mm
F ST C201 50 99	500+500 mm	F ST H201 50 99	500+500 mm
F ST C201 60 99	600+600 mm	F ST H201 60 99	600+600 mm
F ST C201 80 99	800+800 mm	F ST H201 80 99	800+800 mm

↔ LENGTH

METAL COLOURS

RAL 5012 + GALVANISED .54

RAL 7035 + GALVANISED .55

STANDARD BAY WITH REAR WALL

	ART.	depth (1000 mm)	ART.	depth (1300 mm)
PAINTED	F ST D201 30 _ _	300+300 mm	F ST L201 30 _ _	300+300 mm
	F ST D201 40 _ _	400+400 mm	F ST L201 40 _ _	400+400 mm
	F ST D201 50 _ _	500+500 mm	F ST L201 50 _ _	500+500 mm
	F ST D201 60 _ _	600+600 mm	F ST L201 60 _ _	600+600 mm
	F ST D201 80 _ _	800+800 mm	F ST L201 80 _ _	800+800 mm
GALVANISED	F ST D201 30 99	300+300 mm	F ST L201 30 99	300+300 mm
	F ST D201 40 99	400+400 mm	F ST L201 40 99	400+400 mm
	F ST D201 50 99	500+500 mm	F ST L201 50 99	500+500 mm
	F ST D201 60 99	600+600 mm	F ST L201 60 99	600+600 mm
	F ST D201 80 99	800+800 mm	F ST L201 80 99	800+800 mm

ADDED BAY WITH REAR WALL

	ART.	depth (1000 mm)	ART.	depth (1300 mm)
PAINTED	F ST E201 30 _ _	300+300 mm	F ST M201 30 _ _	300+300 mm
	F ST E201 40 _ _	400+400 mm	F ST M201 40 _ _	400+400 mm
	F ST E201 50 _ _	500+500 mm	F ST M201 50 _ _	500+500 mm
	F ST E201 60 _ _	600+600 mm	F ST M201 60 _ _	600+600 mm
	F ST E201 80 _ _	800+800 mm	F ST M201 80 _ _	800+800 mm
GALVANISED	F ST E201 30 99	300+300 mm	F ST M201 30 99	300+300 mm
	F ST E201 40 99	400+400 mm	F ST M201 40 99	400+400 mm
	F ST E201 50 99	500+500 mm	F ST M201 50 99	500+500 mm
	F ST E201 60 99	600+600 mm	F ST M201 60 99	600+600 mm
	F ST E201 80 99	800+800 mm	F ST M201 80 99	800+800 mm

SPAN WIDTH 1000 mm

Each span bay comes complete with 8 shelves. For 300 mm depths, shelves without stiffeners are supplied with a capacity of 120 kg. For 400/500/600/800 mm depths, shelves complete with stiffeners are supplied with a capacity of 300 kg.

SPAN WIDTH 1300 mm

Each span bay comes complete with 8 shelves. For 300 mm depths, shelves without stiffeners are supplied with a capacity of 100 kg. For 400/500/600/800 mm depths, shelves complete with stiffeners are supplied with a capacity of 230 kg.

SYSTEM F ST

H 2200 mm

STANDARD SPAN BAY WITH CROSS PIECE

	ART.	depth (1000 mm)	ART.	depth (1300 mm)
PAINTED	F ST A220 30 _ _	300 mm	F ST F220 30 _ _	300 mm
	F ST A220 40 _ _	400 mm	F ST F220 40 _ _	400 mm
	F ST A220 50 _ _	500 mm	F ST F220 50 _ _	500 mm
	F ST A220 60 _ _	600 mm	F ST F220 60 _ _	600 mm
	F ST A220 80 _ _	800 mm	F ST F220 80 _ _	800 mm
GALVANISED	F ST A220 30 99	300 mm	F ST F220 30 99	300 mm
	F ST A220 40 99	400 mm	F ST F220 40 99	400 mm
	F ST A220 50 99	500 mm	F ST F220 50 99	500 mm
	F ST A220 60 99	600 mm	F ST F220 60 99	600 mm
	F ST A220 80 99	800 mm	F ST F220 80 99	800 mm

ADDED BAY

	ART.	depth (1000 mm)	ART.	depth (1300 mm)
PAINTED	F ST B220 30 _ _	300 mm	F ST G220 30 _ _	300 mm
	F ST B220 40 _ _	400 mm	F ST G220 40 _ _	400 mm
	F ST B220 50 _ _	500 mm	F ST G220 50 _ _	500 mm
	F ST B220 60 _ _	600 mm	F ST G220 60 _ _	600 mm
	F ST B220 80 _ _	800 mm	F ST G220 80 _ _	800 mm
GALVANISED	F ST B220 30 99	300 mm	F ST G220 30 99	300 mm
	F ST B220 40 99	400 mm	F ST G220 40 99	400 mm
	F ST B220 50 99	500 mm	F ST G220 50 99	500 mm
	F ST B220 60 99	600 mm	F ST G220 60 99	600 mm
	F ST B220 80 99	800 mm	F ST G220 80 99	800 mm

ADDED SPAN BAY WITH CROSS PIECE

	ART.	depth (1000 mm)	ART.	depth (1300 mm)
PAINTED	F ST C220 40 _ _	400 mm	F ST H220 40 _ _	400 mm
	F ST C220 50 _ _	500 mm	F ST H220 50 _ _	500 mm
	F ST C220 60 _ _	600 mm	F ST H220 60 _ _	600 mm
	F ST C220 80 _ _	800 mm	F ST H220 80 _ _	800 mm
GALVANISED	F ST C220 40 99	400 mm	F ST H220 40 99	400 mm
	F ST C220 50 99	500 mm	F ST H220 50 99	500 mm
	F ST C220 60 99	600 mm	F ST H220 60 99	600 mm
	F ST C220 80 99	800 mm	F ST H220 80 99	800 mm

LENGTH

METAL COLOURS

RAL 5012 + GALVANISED .54

RAL 7035 + GALVANISED .55

STANDARD BAY WITH REAR WALL

1000 mm

	ART.	depth
PAINTED	F ST D220 30 _ _	300 mm
PAINTED	F ST D220 40 _ _	400 mm
PAINTED	F ST D220 50 _ _	500 mm
PAINTED	F ST D220 60 _ _	600 mm
PAINTED	F ST D220 80 _ _	800 mm
GALVANISED	F ST D220 30 99	300 mm
GALVANISED	F ST D220 40 99	400 mm
GALVANISED	F ST D220 50 99	500 mm
GALVANISED	F ST D220 60 99	600 mm
GALVANISED	F ST D220 80 99	800 mm

1300 mm

	ART.	depth
PAINTED	F ST L220 30 _ _	300 mm
PAINTED	F ST L220 40 _ _	400 mm
PAINTED	F ST L220 50 _ _	500 mm
PAINTED	F ST L220 60 _ _	600 mm
PAINTED	F ST L220 80 _ _	800 mm
GALVANISED	F ST L220 30 99	300 mm
GALVANISED	F ST L220 40 99	400 mm
GALVANISED	F ST L220 50 99	500 mm
GALVANISED	F ST L220 60 99	600 mm
GALVANISED	F ST L220 80 99	800 mm

ADDED BAY WITH REAR WALL

1000 mm

	ART.	depth
PAINTED	F ST E220 30 _ _	300 mm
PAINTED	F ST E220 40 _ _	400 mm
PAINTED	F ST E220 50 _ _	500 mm
PAINTED	F ST E220 60 _ _	600 mm
PAINTED	F ST E220 80 _ _	800 mm
GALVANISED	F ST E220 30 99	300 mm
GALVANISED	F ST E220 40 99	400 mm
GALVANISED	F ST E220 50 99	500 mm
GALVANISED	F ST E220 60 99	600 mm
GALVANISED	F ST E220 80 99	800 mm

1300 mm

	ART.	depth
PAINTED	F ST M220 30 _ _	300 mm
PAINTED	F ST M220 40 _ _	400 mm
PAINTED	F ST M220 50 _ _	500 mm
PAINTED	F ST M220 60 _ _	600 mm
PAINTED	F ST M220 80 _ _	800 mm
GALVANISED	F ST M220 30 99	300 mm
GALVANISED	F ST M220 40 99	400 mm
GALVANISED	F ST M220 50 99	500 mm
GALVANISED	F ST M220 60 99	600 mm
GALVANISED	F ST M220 80 99	800 mm

SPAN WIDTH 1000 mm

Each span bay comes complete with 4 shelves. For 300 mm depths, shelves without stiffeners are supplied with a capacity of 120 kg. For 400/500/600/800 mm depths, shelves complete with stiffeners are supplied with a capacity of 300 kg.

SPAN WIDTH 1300 mm

Each span bay comes complete with 4 shelves. For 300 mm depths, shelves without stiffeners are supplied with a capacity of 100 kg. For 400/500/600/800 mm depths, shelves complete with stiffeners are supplied with a capacity of 230 kg.

WALL FIXING IS MANDATORY.

WALL OR FLOOR FIXING IS MANDATORY.

SYSTEM F ST

H 2200 mm

STANDARD SPAN BAY WITH CROSS PIECE

	↔ 1000 mm		↔ 1300 mm	
	ART.	depth	ART.	depth
PAINTED	F ST A221 30 _ _	300+300 mm	F ST F221 30 _ _	300+300 mm
	F ST A221 40 _ _	400+400 mm	F ST F221 40 _ _	400+400 mm
	F ST A221 50 _ _	500+500 mm	F ST F221 50 _ _	500+500 mm
	F ST A221 60 _ _	600+600 mm	F ST F221 60 _ _	600+600 mm
	F ST A221 80 _ _	800+800 mm	F ST F221 80 _ _	800+800 mm
GALVANISED	F ST A221 30 99	300+300 mm	F ST F221 30 99	300+300 mm
	F ST A221 40 99	400+400 mm	F ST F221 40 99	400+400 mm
	F ST A221 50 99	500+500 mm	F ST F221 50 99	500+500 mm
	F ST A221 60 99	600+600 mm	F ST F221 60 99	600+600 mm
	F ST A221 80 99	800+800 mm	F ST F221 80 99	800+800 mm

ADDED BAY

	↔ 1000 mm		↔ 1300 mm	
	ART.	depth	ART.	depth
PAINTED	F ST B221 30 _ _	300+300 mm	F ST G221 30 _ _	300+300 mm
	F ST B221 40 _ _	400+400 mm	F ST G221 40 _ _	400+400 mm
	F ST B221 50 _ _	500+500 mm	F ST G221 50 _ _	500+500 mm
	F ST B221 60 _ _	600+600 mm	F ST G221 60 _ _	600+600 mm
	F ST B221 80 _ _	800+800 mm	F ST G221 80 _ _	800+800 mm
GALVANISED	F ST B221 30 99	300+300 mm	F ST G221 30 99	300+300 mm
	F ST B221 40 99	400+400 mm	F ST G221 40 99	400+400 mm
	F ST B221 50 99	500+500 mm	F ST G221 50 99	500+500 mm
	F ST B221 60 99	600+600 mm	F ST G221 60 99	600+600 mm
	F ST B221 80 99	800+800 mm	F ST G221 80 99	800+800 mm

ADDED SPAN BAY WITH CROSS PIECE

	↔ 1000 mm		↔ 1300 mm	
	ART.	depth	ART.	depth
PAINTED	F ST C221 30 _ _	300+300 mm	F ST H221 30 _ _	300+300 mm
	F ST C221 40 _ _	400+400 mm	F ST H221 40 _ _	400+400 mm
	F ST C221 50 _ _	500+500 mm	F ST H221 50 _ _	500+500 mm
	F ST C221 60 _ _	600+600 mm	F ST H221 60 _ _	600+600 mm
	F ST C221 80 _ _	800+800 mm	F ST H221 80 _ _	800+800 mm
GALVANISED	F ST C221 30 99	300+300 mm	F ST H221 30 99	300+300 mm
	F ST C221 40 99	400+400 mm	F ST H221 40 99	400+400 mm
	F ST C221 50 99	500+500 mm	F ST H221 50 99	500+500 mm
	F ST C221 60 99	600+600 mm	F ST H221 60 99	600+600 mm
	F ST C221 80 99	800+800 mm	F ST H221 80 99	800+800 mm

↔ LENGTH

METAL COLOURS

RAL 5012 + GALVANISED .54

RAL 7035 + GALVANISED .55

STANDARD BAY WITH REAR WALL

	1000 mm		1300 mm	
	ART.	depth	ART.	depth
PAINTED	F ST D221 30 _ _	300+300 mm	F ST L221 30 _ _	300+300 mm
	F ST D221 40 _ _	400+400 mm	F ST L221 40 _ _	400+400 mm
	F ST D221 50 _ _	500+500 mm	F ST L221 50 _ _	500+500 mm
	F ST D221 60 _ _	600+600 mm	F ST L221 60 _ _	600+600 mm
	F ST D221 80 _ _	800+800 mm	F ST L221 80 _ _	800+800 mm
GALVANISED	F ST D221 30 99	300+300 mm	F ST L221 30 99	300+300 mm
	F ST D221 40 99	400+400 mm	F ST L221 40 99	400+400 mm
	F ST D221 50 99	500+500 mm	F ST L221 50 99	500+500 mm
	F ST D221 60 99	600+600 mm	F ST L221 60 99	600+600 mm
	F ST D221 80 99	800+800 mm	F ST L221 80 99	800+800 mm

ADDED BAY WITH REAR WALL

	1000 mm		1300 mm	
	ART.	depth	ART.	depth
PAINTED	F ST E221 30 _ _	300+300 mm	F ST M221 30 _ _	300+300 mm
	F ST E221 40 _ _	400+400 mm	F ST M221 40 _ _	400+400 mm
	F ST E221 50 _ _	500+500 mm	F ST M221 50 _ _	500+500 mm
	F ST E221 60 _ _	600+600 mm	F ST M221 60 _ _	600+600 mm
	F ST E221 80 _ _	800+800 mm	F ST M221 80 _ _	800+800 mm
GALVANISED	F ST E221 30 99	300+300 mm	F ST M221 30 99	300+300 mm
	F ST E221 40 99	400+400 mm	F ST M221 40 99	400+400 mm
	F ST E221 50 99	500+500 mm	F ST M221 50 99	500+500 mm
	F ST E221 60 99	600+600 mm	F ST M221 60 99	600+600 mm
	F ST E221 80 99	800+800 mm	F ST M221 80 99	800+800 mm

SPAN WIDTH 1000 mm

Each span bay comes complete with 8 shelves. For 300 mm depths, shelves without stiffeners are supplied with a capacity of 120 kg. For 400/500/600/800 mm depths, shelves complete with stiffeners are supplied with a capacity of 300 kg.

SPAN WIDTH 1300 mm

Each span bay comes complete with 8 shelves. For 300 mm depths, shelves without stiffeners are supplied with a capacity of 100 kg. For 400/500/600/800 mm depths, shelves complete with stiffeners are supplied with a capacity of 230 kg.

SYSTEM F ST

Courtesy of Animo S.p.A.

Fami Storage Systems

SYSTEM F ST

H 2500 mm

STANDARD SPAN BAY WITH CROSS PIECE

PAINTED

ART.	depth	ART.	depth
F ST A250 30 _ _	300 mm	F ST F250 30 _ _	300 mm
F ST A250 40 _ _	400 mm	F ST F250 40 _ _	400 mm
F ST A250 50 _ _	500 mm	F ST F250 50 _ _	500 mm
F ST A250 60 _ _	600 mm	F ST F250 60 _ _	600 mm
F ST A250 80 _ _	800 mm	F ST F250 80 _ _	800 mm

GALVANISED

F ST A250 30 99	300 mm	F ST F250 30 99	300 mm
F ST A250 40 99	400 mm	F ST F250 40 99	400 mm
F ST A250 50 99	500 mm	F ST F250 50 99	500 mm
F ST A250 60 99	600 mm	F ST F250 60 99	600 mm
F ST A250 80 99	800 mm	F ST F250 80 99	800 mm

ADDED BAY

PAINTED

ART.	depth	ART.	depth
F ST B250 30 _ _	300 mm	F ST G250 30 _ _	300 mm
F ST B250 40 _ _	400 mm	F ST G250 40 _ _	400 mm
F ST B250 50 _ _	500 mm	F ST G250 50 _ _	500 mm
F ST B250 60 _ _	600 mm	F ST G250 60 _ _	600 mm
F ST B250 80 _ _	800 mm	F ST G250 80 _ _	800 mm

GALVANISED

F ST B250 30 99	300 mm	F ST G250 30 99	300 mm
F ST B250 40 99	400 mm	F ST G250 40 99	400 mm
F ST B250 50 99	500 mm	F ST G250 50 99	500 mm
F ST B250 60 99	600 mm	F ST G250 60 99	600 mm
F ST B250 80 99	800 mm	F ST G250 80 99	800 mm

ADDED SPAN BAY WITH CROSS PIECE

PAINTED

ART.	depth	ART.	depth
F ST C250 50 _ _	500 mm	F ST H250 50 _ _	500 mm
F ST C250 60 _ _	600 mm	F ST H250 60 _ _	600 mm
F ST C250 80 _ _	800 mm	F ST H250 80 _ _	800 mm

GALVANISED

F ST C250 50 99	500 mm	F ST H250 50 99	500 mm
F ST C250 60 99	600 mm	F ST H250 60 99	600 mm
F ST C250 80 99	800 mm	F ST H250 80 99	800 mm

LENGTH

METAL COLOURS

RAL 5012 + GALVANISED .54

RAL 7035 + GALVANISED .55

STANDARD BAY WITH REAR WALL

1000 mm

	ART.	depth
PAINTED	F ST D250 30 _ _	300 mm
PAINTED	F ST D250 40 _ _	400 mm
PAINTED	F ST D250 50 _ _	500 mm
PAINTED	F ST D250 60 _ _	600 mm
PAINTED	F ST D250 80 _ _	800 mm
GALVANISED	F ST D250 30 99	300 mm
GALVANISED	F ST D250 40 99	400 mm
GALVANISED	F ST D250 50 99	500 mm
GALVANISED	F ST D250 60 99	600 mm
GALVANISED	F ST D250 80 99	800 mm

1300 mm

	ART.	depth
PAINTED	F ST L250 30 _ _	300 mm
PAINTED	F ST L250 40 _ _	400 mm
PAINTED	F ST L250 50 _ _	500 mm
PAINTED	F ST L250 60 _ _	600 mm
PAINTED	F ST L250 80 _ _	800 mm
GALVANISED	F ST L250 30 99	300 mm
GALVANISED	F ST L250 40 99	400 mm
GALVANISED	F ST L250 50 99	500 mm
GALVANISED	F ST L250 60 99	600 mm
GALVANISED	F ST L250 80 99	800 mm

ADDED BAY WITH REAR WALL

1000 mm

	ART.	depth
PAINTED	F ST E250 30 _ _	300 mm
PAINTED	F ST E250 40 _ _	400 mm
PAINTED	F ST E250 50 _ _	500 mm
PAINTED	F ST E250 60 _ _	600 mm
PAINTED	F ST E250 80 _ _	800 mm
GALVANISED	F ST E250 30 99	300 mm
GALVANISED	F ST E250 40 99	400 mm
GALVANISED	F ST E250 50 99	500 mm
GALVANISED	F ST E250 60 99	600 mm
GALVANISED	F ST E250 80 99	800 mm

1300 mm

	ART.	depth
PAINTED	F ST M250 30 _ _	300 mm
PAINTED	F ST M250 40 _ _	400 mm
PAINTED	F ST M250 50 _ _	500 mm
PAINTED	F ST M250 60 _ _	600 mm
PAINTED	F ST M250 80 _ _	800 mm
GALVANISED	F ST M250 30 99	300 mm
GALVANISED	F ST M250 40 99	400 mm
GALVANISED	F ST M250 50 99	500 mm
GALVANISED	F ST M250 60 99	600 mm
GALVANISED	F ST M250 80 99	800 mm

SPAN WIDTH 1000 mm

Each span bay comes complete with 5 shelves. For 300 mm depths, shelves without stiffeners are supplied with a capacity of 120 kg. For 400/500/600/800 mm depths, shelves complete with stiffeners are supplied with a capacity of 300 kg.

SPAN WIDTH 1300 mm

Each span bay comes complete with 5 shelves. For 300 mm depths, shelves without stiffeners are supplied with a capacity of 100 kg. For 400/500/600/800 mm depths, shelves complete with stiffeners are supplied with a capacity of 230 kg.

WALL FIXING IS MANDATORY.

WALL OR FLOOR FIXING IS MANDATORY.

SYSTEM F ST

H 2500 mm

STANDARD SPAN BAY WITH CROSS PIECE

	ART.	depth (1000 mm)	ART.	depth (1300 mm)
PAINTED	F ST A251 30 _ _	300+300 mm	F ST F251 30 _ _	300+300 mm
	F ST A251 40 _ _	400+400 mm	F ST F251 40 _ _	400+400 mm
	F ST A251 50 _ _	500+500 mm	F ST F251 50 _ _	500+500 mm
	F ST A251 60 _ _	600+600 mm	F ST F251 60 _ _	600+600 mm
	F ST A251 80 _ _	800+800 mm	F ST F251 80 _ _	800+800 mm
GALVANISED	F ST A251 30 99	300+300 mm	F ST F251 30 99	300+300 mm
	F ST A251 40 99	400+400 mm	F ST F251 40 99	400+400 mm
	F ST A251 50 99	500+500 mm	F ST F251 50 99	500+500 mm
	F ST A251 60 99	600+600 mm	F ST F251 60 99	600+600 mm
	F ST A251 80 99	800+800 mm	F ST F251 80 99	800+800 mm

ADDED BAY

	ART.	depth (1000 mm)	ART.	depth (1300 mm)
PAINTED	F ST B251 30 _ _	300+300 mm	F ST G251 30 _ _	300+300 mm
	F ST B251 40 _ _	400+400 mm	F ST G251 40 _ _	400+400 mm
	F ST B251 50 _ _	500+500 mm	F ST G251 50 _ _	500+500 mm
	F ST B251 60 _ _	600+600 mm	F ST G251 60 _ _	600+600 mm
	F ST B251 80 _ _	800+800 mm	F ST G251 80 _ _	800+800 mm
GALVANISED	F ST B251 30 99	300+300 mm	F ST G251 30 99	300+300 mm
	F ST B251 40 99	400+400 mm	F ST G251 40 99	400+400 mm
	F ST B251 50 99	500+500 mm	F ST G251 50 99	500+500 mm
	F ST B251 60 99	600+600 mm	F ST G251 60 99	600+600 mm
	F ST B251 80 99	800+800 mm	F ST G251 80 99	800+800 mm

ADDED SPAN BAY WITH CROSS PIECE

	ART.	depth (1000 mm)	ART.	depth (1300 mm)
PAINTED	F ST C251 30 _ _	300+300 mm	F ST H251 30 _ _	300+300 mm
	F ST C251 40 _ _	400+400 mm	F ST H251 40 _ _	400+400 mm
	F ST C251 50 _ _	500+500 mm	F ST H251 50 _ _	500+500 mm
	F ST C251 60 _ _	600+600 mm	F ST H251 60 _ _	600+600 mm
	F ST C251 80 _ _	800+800 mm	F ST H251 80 _ _	800+800 mm
GALVANISED	F ST C251 30 99	300+300 mm	F ST H251 30 99	300+300 mm
	F ST C251 40 99	400+400 mm	F ST H251 40 99	400+400 mm
	F ST C251 50 99	500+500 mm	F ST H251 50 99	500+500 mm
	F ST C251 60 99	600+600 mm	F ST H251 60 99	600+600 mm
	F ST C251 80 99	800+800 mm	F ST H251 80 99	800+800 mm

LENGTH

METAL COLOURS

RAL 5012 + GALVANISED .54

RAL 7035 + GALVANISED .55

STANDARD BAY WITH REAR WALL

1000 mm

	ART.	depth
PAINTED	F ST D251 30 _ _	300+300 mm
PAINTED	F ST D251 40 _ _	400+400 mm
PAINTED	F ST D251 50 _ _	500+500 mm
PAINTED	F ST D251 60 _ _	600+600 mm
PAINTED	F ST D251 80 _ _	800+800 mm
GALVANISED	F ST D251 30 99	300+300 mm
GALVANISED	F ST D251 40 99	400+400 mm
GALVANISED	F ST D251 50 99	500+500 mm
GALVANISED	F ST D251 60 99	600+600 mm
GALVANISED	F ST D251 80 99	800+800 mm

1300 mm

	ART.	depth
PAINTED	F ST L251 30 _ _	300+300 mm
PAINTED	F ST L251 40 _ _	400+400 mm
PAINTED	F ST L251 50 _ _	500+500 mm
PAINTED	F ST L251 60 _ _	600+600 mm
PAINTED	F ST L251 80 _ _	800+800 mm
GALVANISED	F ST L251 30 99	300+300 mm
GALVANISED	F ST L251 40 99	400+400 mm
GALVANISED	F ST L251 50 99	500+500 mm
GALVANISED	F ST L251 60 99	600+600 mm
GALVANISED	F ST L251 80 99	800+800 mm

ADDED BAY WITH REAR WALL

1000 mm

	ART.	depth
PAINTED	F ST E251 30 _ _	300+300 mm
PAINTED	F ST E251 40 _ _	400+400 mm
PAINTED	F ST E251 50 _ _	500+500 mm
PAINTED	F ST E251 60 _ _	600+600 mm
PAINTED	F ST E251 80 _ _	800+800 mm
GALVANISED	F ST E251 30 99	300+300 mm
GALVANISED	F ST E251 40 99	400+400 mm
GALVANISED	F ST E251 50 99	500+500 mm
GALVANISED	F ST E251 60 99	600+600 mm
GALVANISED	F ST E251 80 99	800+800 mm

1300 mm

	ART.	depth
PAINTED	F ST M251 30 _ _	300+300 mm
PAINTED	F ST M251 40 _ _	400+400 mm
PAINTED	F ST M251 50 _ _	500+500 mm
PAINTED	F ST M251 60 _ _	600+600 mm
PAINTED	F ST M251 80 _ _	800+800 mm
GALVANISED	F ST M251 30 99	300+300 mm
GALVANISED	F ST M251 40 99	400+400 mm
GALVANISED	F ST M251 50 99	500+500 mm
GALVANISED	F ST M251 60 99	600+600 mm
GALVANISED	F ST M251 80 99	800+800 mm

SPAN WIDTH 1000 mm

Each span bay comes complete with 10 shelves. For 300 mm depths, shelves without stiffeners are supplied with a capacity of 120 kg. For 400/500/600/800 mm depths, shelves complete with stiffeners are supplied with a capacity of 300 kg.

SPAN WIDTH 1300 mm

Each span bay comes complete with 10 shelves. For 300 mm depths, shelves without stiffeners are supplied with a capacity of 100 kg. For 400/500/600/800 mm depths, shelves complete with stiffeners are supplied with a capacity of 230 kg.

■ WALL OR FLOOR FIXING IS MANDATORY.

SYSTEM F ST

H 3000 mm

STANDARD SPAN BAY WITH CROSS PIECE

	ART.	depth (1000 mm)	ART.	depth (1300 mm)
PAINTED	F ST A300 30 _ _	300 mm	F ST F300 30 _ _	300 mm
	F ST A300 40 _ _	400 mm	F ST F300 40 _ _	400 mm
	F ST A300 50 _ _	500 mm	F ST F300 50 _ _	500 mm
	F ST A300 60 _ _	600 mm	F ST F300 60 _ _	600 mm
	F ST A300 80 _ _	800 mm	F ST F300 80 _ _	800 mm
GALVANISED	F ST A300 30 99	300 mm	F ST F300 30 99	300 mm
	F ST A300 40 99	400 mm	F ST F300 40 99	400 mm
	F ST A300 50 99	500 mm	F ST F300 50 99	500 mm
	F ST A300 60 99	600 mm	F ST F300 60 99	600 mm
	F ST A300 80 99	800 mm	F ST F300 80 99	800 mm

ADDED BAY

	ART.	depth (1000 mm)	ART.	depth (1300 mm)
PAINTED	F ST B300 30 _ _	300 mm	F ST G300 30 _ _	300 mm
	F ST B300 40 _ _	400 mm	F ST G300 40 _ _	400 mm
	F ST B300 50 _ _	500 mm	F ST G300 50 _ _	500 mm
	F ST B300 60 _ _	600 mm	F ST G300 60 _ _	600 mm
	F ST B300 80 _ _	800 mm	F ST G300 80 _ _	800 mm
GALVANISED	F ST B300 30 99	300 mm	F ST G300 30 99	300 mm
	F ST B300 40 99	400 mm	F ST G300 40 99	400 mm
	F ST B300 50 99	500 mm	F ST G300 50 99	500 mm
	F ST B300 60 99	600 mm	F ST G300 60 99	600 mm
	F ST B300 80 99	800 mm	F ST G300 80 99	800 mm

ADDED SPAN BAY WITH CROSS PIECE

	ART.	depth (1000 mm)	ART.	depth (1300 mm)
PAINTED	F ST C300 50 _ _	500 mm	F ST H300 50 _ _	500 mm
	F ST C300 60 _ _	600 mm	F ST H300 60 _ _	600 mm
	F ST C300 80 _ _	800 mm	F ST H300 80 _ _	800 mm
GALVANISED	F ST C300 50 99	500 mm	F ST H300 50 99	500 mm
	F ST C300 60 99	600 mm	F ST H300 60 99	600 mm
	F ST C300 80 99	800 mm	F ST H300 80 99	800 mm

LENGTH

METAL COLOURS

RAL 5012 + GALVANISED .54

RAL 7035 + GALVANISED .55

STANDARD BAY WITH REAR WALL

	1000 mm		1300 mm	
	ART.	depth	ART.	depth
PAINTED	F ST D300 30 _ _	300 mm	F ST L300 30 _ _	300 mm
	F ST D300 40 _ _	400 mm	F ST L300 40 _ _	400 mm
	F ST D300 50 _ _	500 mm	F ST L300 50 _ _	500 mm
	F ST D300 60 _ _	600 mm	F ST L300 60 _ _	600 mm
	F ST D300 80 _ _	800 mm	F ST L300 80 _ _	800 mm
GALVANISED	F ST D300 30 99	300 mm	F ST L300 30 99	300 mm
	F ST D300 40 99	400 mm	F ST L300 40 99	400 mm
	F ST D300 50 99	500 mm	F ST L300 50 99	500 mm
	F ST D300 60 99	600 mm	F ST L300 60 99	600 mm
	F ST D300 80 99	800 mm	F ST L300 80 99	800 mm

ADDED BAY WITH REAR WALL

	1000 mm		1300 mm	
	ART.	depth	ART.	depth
PAINTED	F ST E300 30 _ _	300 mm	F ST M300 30 _ _	300 mm
	F ST E300 40 _ _	400 mm	F ST M300 40 _ _	400 mm
	F ST E300 50 _ _	500 mm	F ST M300 50 _ _	500 mm
	F ST E300 60 _ _	600 mm	F ST M300 60 _ _	600 mm
	F ST E300 80 _ _	800 mm	F ST M300 80 _ _	800 mm
GALVANISED	F ST E300 30 99	300 mm	F ST M300 30 99	300 mm
	F ST E300 40 99	400 mm	F ST M300 40 99	400 mm
	F ST E300 50 99	500 mm	F ST M300 50 99	500 mm
	F ST E300 60 99	600 mm	F ST M300 60 99	600 mm
	F ST E300 80 99	800 mm	F ST M300 80 99	800 mm

SPAN WIDTH 1000 mm

Each span bay comes complete with 6 shelves. For 300 mm depths, shelves without stiffeners are supplied with a capacity of 120 kg. For 400/500/600/800 mm depths, shelves complete with stiffeners are supplied with a capacity of 300 kg.

SPAN WIDTH 1300 mm

Each span bay comes complete with 6 shelves. For 300 mm depths, shelves without stiffeners are supplied with a capacity of 100 kg. For 400/500/600/800 mm depths, shelves complete with stiffeners are supplied with a capacity of 230 kg.

WALL FIXING IS MANDATORY. WALL OR FLOOR FIXING IS MANDATORY.

SYSTEM F ST

H 3000 mm

STANDARD SPAN BAY WITH CROSS PIECE

	ART.	depth	ART.	depth
		⟷ 1000 mm		⟷ 1300 mm
PAINTED	F ST A301 30 _ _	300+300 mm	F ST F301 30 _ _	300+300 mm
	F ST A301 40 _ _	400+400 mm	F ST F301 40 _ _	400+400 mm
	F ST A301 50 _ _	500+500 mm	F ST F301 50 _ _	500+500 mm
	F ST A301 60 _ _	600+600 mm	F ST F301 60 _ _	600+600 mm
	F ST A301 80 _ _	800+800 mm	F ST F301 80 _ _	800+800 mm
GALVANISED	F ST A301 30 99	300+300 mm	F ST F301 30 99	300+300 mm
	F ST A301 40 99	400+400 mm	F ST F301 40 99	400+400 mm
	F ST A301 50 99	500+500 mm	F ST F301 50 99	500+500 mm
	F ST A301 60 99	600+600 mm	F ST F301 60 99	600+600 mm
	F ST A301 80 99	800+800 mm	F ST F301 80 99	800+800 mm

ADDED BAY

	ART.	depth	ART.	depth
		⟷ 1000 mm		⟷ 1300 mm
PAINTED	F ST B301 30 _ _	300+300 mm	F ST G301 30 _ _	300+300 mm
	F ST B301 40 _ _	400+400 mm	F ST G301 40 _ _	400+400 mm
	F ST B301 50 _ _	500+500 mm	F ST G301 50 _ _	500+500 mm
	F ST B301 60 _ _	600+600 mm	F ST G301 60 _ _	600+600 mm
	F ST B301 80 _ _	800+800 mm	F ST G301 80 _ _	800+800 mm
GALVANISED	F ST B301 30 99	300+300 mm	F ST G301 30 99	300+300 mm
	F ST B301 40 99	400+400 mm	F ST G301 40 99	400+400 mm
	F ST B301 50 99	500+500 mm	F ST G301 50 99	500+500 mm
	F ST B301 60 99	600+600 mm	F ST G301 60 99	600+600 mm
	F ST B301 80 99	800+800 mm	F ST G301 80 99	800+800 mm

ADDED SPAN BAY WITH CROSS PIECE

	ART.	depth	ART.	depth
		⟷ 1000 mm		⟷ 1300 mm
PAINTED	F ST C301 30 _ _	300+300 mm	F ST H301 30 _ _	300+300 mm
	F ST C301 40 _ _	400+400 mm	F ST H301 40 _ _	400+400 mm
	F ST C301 50 _ _	500+500 mm	F ST H301 50 _ _	500+500 mm
	F ST C301 60 _ _	600+600 mm	F ST H301 60 _ _	600+600 mm
	F ST C301 80 _ _	800+800 mm	F ST H301 80 _ _	800+800 mm
GALVANISED	F ST C301 30 99	300+300 mm	F ST H301 30 99	300+300 mm
	F ST C301 40 99	400+400 mm	F ST H301 40 99	400+400 mm
	F ST C301 50 99	500+500 mm	F ST H301 50 99	500+500 mm
	F ST C301 60 99	600+600 mm	F ST H301 60 99	600+600 mm
	F ST C301 80 99	800+800 mm	F ST H301 80 99	800+800 mm

⟷ LENGTH

METAL COLOURS

RAL 5012 + GALVANISED .54

RAL 7035 + GALVANISED .55

STANDARD BAY WITH REAR WALL

1000 mm

	ART.	depth
PAINTED	F ST D301 30 _ _	300+300 mm
PAINTED	F ST D301 40 _ _	400+400 mm
PAINTED	F ST D301 50 _ _	500+500 mm
PAINTED	F ST D301 60 _ _	600+600 mm
PAINTED	F ST D301 80 _ _	800+800 mm
GALVANISED	F ST D301 30 99	300+300 mm
GALVANISED	F ST D301 40 99	400+400 mm
GALVANISED	F ST D301 50 99	500+500 mm
GALVANISED	F ST D301 60 99	600+600 mm
GALVANISED	F ST D301 80 99	800+800 mm

1300 mm

	ART.	depth
PAINTED	F ST L301 30 _ _	300+300 mm
PAINTED	F ST L301 40 _ _	400+400 mm
PAINTED	F ST L301 50 _ _	500+500 mm
PAINTED	F ST L301 60 _ _	600+600 mm
PAINTED	F ST L301 80 _ _	800+800 mm
GALVANISED	F ST L301 30 99	300+300 mm
GALVANISED	F ST L301 40 99	400+400 mm
GALVANISED	F ST L301 50 99	500+500 mm
GALVANISED	F ST L301 60 99	600+600 mm
GALVANISED	F ST L301 80 99	800+800 mm

ADDED BAY WITH REAR WALL

1000 mm

	ART.	depth
PAINTED	F ST E301 30 _ _	300+300 mm
PAINTED	F ST E301 40 _ _	400+400 mm
PAINTED	F ST E301 50 _ _	500+500 mm
PAINTED	F ST E301 60 _ _	600+600 mm
PAINTED	F ST E301 80 _ _	800+800 mm
GALVANISED	F ST E301 30 99	300+300 mm
GALVANISED	F ST E301 40 99	400+400 mm
GALVANISED	F ST E301 50 99	500+500 mm
GALVANISED	F ST E301 60 99	600+600 mm
GALVANISED	F ST E301 80 99	800+800 mm

1300 mm

	ART.	depth
PAINTED	F ST M301 30 _ _	300+300 mm
PAINTED	F ST M301 40 _ _	400+400 mm
PAINTED	F ST M301 50 _ _	500+500 mm
PAINTED	F ST M301 60 _ _	600+600 mm
PAINTED	F ST M301 80 _ _	800+800 mm
GALVANISED	F ST M301 30 99	300+300 mm
GALVANISED	F ST M301 40 99	400+400 mm
GALVANISED	F ST M301 50 99	500+500 mm
GALVANISED	F ST M301 60 99	600+600 mm
GALVANISED	F ST M301 80 99	800+800 mm

SPAN WIDTH 1000 mm

Each span bay comes complete with 12 shelves. For 300 mm depths, shelves without stiffeners are supplied with a capacity of 120 kg. For 400/500/600/800 mm depths, shelves complete with stiffeners are supplied with a capacity of 300 kg.

SPAN WIDTH 1300 mm

Each span bay comes complete with 12 shelves. For 300 mm depths, shelves without stiffeners are supplied with a capacity of 100 kg. For 400/500/600/800 mm depths, shelves complete with stiffeners are supplied with a capacity of 230 kg.

■ WALL OR FLOOR FIXING IS MANDATORY.

SYSTEM F ST

Courtesy of Animo S.p.A.

SYSTEM F ST

SIDE PANELS: UPRIGHTS WITH CROSS MEMBERS

UPRIGHTS HEIGHT 1000 mm H

GALVANISED

ART.	depth
F ST 0100 30 99	300 mm
F ST 0100 40 99	400 mm
F ST 0100 50 99	500 mm
F ST 0100 60 99	600 mm
F ST 0100 80 99	800 mm

Side panels with 2 cross members

PAINTED

ART.	depth
F ST 0100 30 _ _	300 mm
F ST 0100 40 _ _	400 mm
F ST 0100 50 _ _	500 mm
F ST 0100 60 _ _	600 mm
F ST 0100 80 _ _	800 mm

Side panels with 2 cross members

UPRIGHTS HEIGHT 2000 mm H



GALVANISED

ART.	depth
F ST 0200 30 99	300 mm
F ST 0200 40 99	400 mm
F ST 0200 50 99	500 mm
F ST 0200 60 99	600 mm
F ST 0200 80 99	800 mm

Side panels with 4 cross members

PAINTED

ART.	depth
F ST 0200 30 _ _	300 mm
F ST 0200 40 _ _	400 mm
F ST 0200 50 _ _	500 mm
F ST 0200 60 _ _	600 mm
F ST 0200 80 _ _	800 mm

Side panels with 4 cross members

UPRIGHTS HEIGHT 2200 mm H



GALVANISED

ART.	depth
F ST 0220 30 99	300 mm
F ST 0220 40 99	400 mm
F ST 0220 50 99	500 mm
F ST 0220 60 99	600 mm
F ST 0220 80 99	800 mm

Side panels with 4 cross members

PAINTED

ART.	depth
F ST 0220 30 _ _	300 mm
F ST 0220 40 _ _	400 mm
F ST 0220 50 _ _	500 mm
F ST 0220 60 _ _	600 mm
F ST 0220 80 _ _	800 mm

Side panels with 4 cross members

METAL COLOURS

RAL 5012 + GALVANISED .54

RAL 7035 + GALVANISED .55

UPRIGHTS HEIGHT 2500 mm H

GALVANISED

ART.	depth
F ST 0250 30 99	300 mm
F ST 0250 40 99	400 mm
F ST 0250 50 99	500 mm
F ST 0250 60 99	600 mm
F ST 0250 80 99	800 mm

Side panels with 6 cross members

PAINTED

ART.	depth
F ST 0250 30 _ _	300 mm
F ST 0250 40 _ _	400 mm
F ST 0250 50 _ _	500 mm
F ST 0250 60 _ _	600 mm
F ST 0250 80 _ _	800 mm

Side panels with 6 cross members



UPRIGHTS HEIGHT 3000 mm H

GALVANISED

ART.	depth
F ST 0300 30 99	300 mm
F ST 0300 40 99	400 mm
F ST 0300 50 99	500 mm
F ST 0300 60 99	600 mm
F ST 0300 80 99	800 mm

Side panels with 6 cross members

PAINTED

ART.	depth
F ST 0300 30 _ _	300 mm
F ST 0300 40 _ _	400 mm
F ST 0300 50 _ _	500 mm
F ST 0300 60 _ _	600 mm
F ST 0300 80 _ _	800 mm

Side panels with 6 cross members

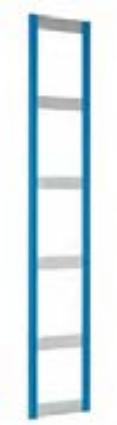

FIXING

WALL FIXING BRACKET

ART. F ST 0710 00 99

All side panels that must be fixed to the wall are supplied as standard with special fixing brackets.

FLOOR FIXING SET

ART. F NC 8999 00 99

Floor fixing kit consisting of 2 M8x75 mm steel expansion bolts for non-cracked concrete floors, class higher than or equal to: C20/25.

SIDE-TO-SIDE FIXING SET

ART. F ST 0720 00 99

These clips are made of galvanised steel and are inserted into the back of the sides. Each fixing set consists of 4 clips supplied with galvanised finish.

ALL SIDE PANELS ARE SUPPLIED NOT ASSEMBLED AND COMPLETE WITH FEET

WALL FIXING IS MANDATORY.

WALL OR FLOOR FIXING IS MANDATORY.

SYSTEM F ST

SIDE PANELS: UPRIGHTS WITH CROSS MEMBERS AND MIDDLE WALLS

UPRIGHTS HEIGHT 1000 mm H

GALVANISED

ART.	depth
F ST 0101 30 99	300 mm
F ST 0101 40 99	400 mm
F ST 0101 50 99	500 mm
F ST 0101 60 99	600 mm
F ST 0101 80 99	800 mm

Side panel with 2 cross members and middle wall

PAINTED

ART.	depth
F ST 0101 30 _ _	300 mm
F ST 0101 40 _ _	400 mm
F ST 0101 50 _ _	500 mm
F ST 0101 60 _ _	600 mm
F ST 0101 80 _ _	800 mm

Side panel with 2 cross members and middle wall

UPRIGHTS HEIGHT 2000 mm H

GALVANISED

ART.	depth
F ST 0202 30 99	300 mm
F ST 0202 40 99	400 mm
F ST 0202 50 99	500 mm
F ST 0202 60 99	600 mm
F ST 0202 80 99	800 mm

Side panel with 2 cross members and middle walls

PAINTED

ART.	depth
F ST 0202 30 _ _	300 mm
F ST 0202 40 _ _	400 mm
F ST 0202 50 _ _	500 mm
F ST 0202 60 _ _	600 mm
F ST 0202 80 _ _	800 mm

Side panel with 2 cross members and middle walls

UPRIGHTS HEIGHT 2200 mm H

GALVANISED

ART.	depth
F ST 0223 30 99	300 mm
F ST 0223 40 99	400 mm
F ST 0223 50 99	500 mm
F ST 0223 60 99	600 mm
F ST 0223 80 99	800 mm

Side panel with 2 cross members and middle walls

PAINTED

ART.	depth
F ST 0223 30 _ _	300 mm
F ST 0223 40 _ _	400 mm
F ST 0223 50 _ _	500 mm
F ST 0223 60 _ _	600 mm
F ST 0223 80 _ _	800 mm

Side panel with 2 cross members and middle walls

METAL COLOURS

RAL 5012 + GALVANISED .54

RAL 7035 + GALVANISED .55

UPRIGHTS HEIGHT 2500 mm H

GALVANISED

ART.	depth
F ST 0254 30 99	300 mm
F ST 0254 40 99	400 mm
F ST 0254 50 99	500 mm
F ST 0254 60 99	600 mm
F ST 0254 80 99	800 mm

Side panel with 2 cross members and middle walls

PAINTED

ART.	depth
F ST 0254 30 _ _	300 mm
F ST 0254 40 _ _	400 mm
F ST 0254 50 _ _	500 mm
F ST 0254 60 _ _	600 mm
F ST 0254 80 _ _	800 mm

Side panel with 2 cross members and middle walls

UPRIGHTS HEIGHT 3000 mm H

GALVANISED

ART.	depth
F ST 0305 30 99	300 mm
F ST 0305 40 99	400 mm
F ST 0305 50 99	500 mm
F ST 0305 60 99	600 mm
F ST 0305 80 99	800 mm

Side panel with 2 cross members and middle walls

PAINTED

ART.	depth
F ST 0305 30 _ _	300 mm
F ST 0305 40 _ _	400 mm
F ST 0305 50 _ _	500 mm
F ST 0305 60 _ _	600 mm
F ST 0305 80 _ _	800 mm

Side panel with 2 cross members and middle walls

FIXING

WALL FIXING BRACKET

ART. F ST 0710 00 99

All side panels that must be fixed to the wall are supplied as standard with special fixing brackets.

FLOOR FIXING SET

ART. F NC 8999 00 99

Floor fixing kit consisting of 2 M8x75 mm steel expansion bolts for non-cracked concrete floors, class higher than or equal to: C20/25.

SIDE-TO-SIDE FIXING SET

ART. F ST 0720 00 99

These clips are made of galvanised steel and are inserted into the back of the sides. Each fixing set consists of 4 clips supplied with galvanised finish.

ALL SIDE PANELS ARE SUPPLIED NOT ASSEMBLED AND COMPLETE WITH FEET

WALL FIXING IS MANDATORY.

WALL OR FLOOR FIXING IS MANDATORY.

SYSTEM F ST

SLOTTED SHELVES

These shelves are slotted to a 40.5 mm pitch to allow for the insertion of vertical dividers or partitioning elements. On the long sides they feature a special moulding to enhance the sturdy construction of the shelves. By inserting stiffeners, which can be applied without screws, the shelf capacity can be increased.

Supplied with 4 hooks

⟷ 1000 mm

GALVANISED

ART.	dim. mm	no. of stiffeners	kg
F ST 1030 00 99	300x35 H	-	120
F ST 1040 00 99	400x35 H	-	120
F ST 1040 01 99	400x35 H	1	300
F ST 1050 00 99	500x35 H	-	120
F ST 1050 01 99	500x35 H	1	300
F ST 1050 02 99	500x35 H	2	400
F ST 1060 00 99	600x35 H	-	120
F ST 1060 01 99	600x35 H	1	300
F ST 1060 02 99	600x35 H	2	400
F ST 1080 00 99	800x35 H	-	120
F ST 1080 01 99	800x35 H	1	300
F ST 1080 02 99	800x35 H	2	400

PAINTED

ART.	dim. mm	no. of stiffeners	kg
F ST 1030 00 _ _	300x35 H	-	120
F ST 1040 00 _ _	400x35 H	-	120
F ST 1040 01 _ _	400x35 H	1	300
F ST 1050 00 _ _	500x35 H	-	120
F ST 1050 01 _ _	500x35 H	1	300
F ST 1050 02 _ _	500x35 H	2	400
F ST 1060 00 _ _	600x35 H	-	120
F ST 1060 01 _ _	600x35 H	1	300
F ST 1060 02 _ _	600x35 H	2	400
F ST 1080 00 _ _	800x35 H	-	120
F ST 1080 01 _ _	800x35 H	1	300
F ST 1080 02 _ _	800x35 H	2	400

⟷ 1300 mm

GALVANISED

ART.	dim. mm	no. of stiffeners	kg
F ST 1130 00 99	300x35 H	-	100
F ST 1140 00 99	400x35 H	-	100
F ST 1140 01 99	400x35 H	1	230
F ST 1150 00 99	500x35 H	-	100
F ST 1150 01 99	500x35 H	1	230
F ST 1150 02 99	500x35 H	2	300
F ST 1160 00 99	600x35 H	-	100
F ST 1160 01 99	600x35 H	1	230
F ST 1160 02 99	600x35 H	2	300
F ST 1180 00 99	800x35 H	-	100
F ST 1180 01 99	800x35 H	1	230
F ST 1180 02 99	800x35 H	2	300

PAINTED

ART.	dim. mm	no. of stiffeners	kg
F ST 1130 00 _ _	300x35 H	-	100
F ST 1140 00 _ _	400x35 H	-	100
F ST 1140 01 _ _	400x35 H	1	230
F ST 1150 00 _ _	500x35 H	-	100
F ST 1150 01 _ _	500x35 H	1	230
F ST 1150 02 _ _	500x35 H	2	300
F ST 1160 00 _ _	600x35 H	-	100
F ST 1160 01 _ _	600x35 H	1	230
F ST 1160 02 _ _	600x35 H	2	300
F ST 1180 00 _ _	800x35 H	-	100
F ST 1180 01 _ _	800x35 H	1	230
F ST 1180 02 _ _	800x35 H	2	300

kg CAPACITY ⟷ LENGTH

METAL COLOURS

RAL 5012 .04

RAL 7035 .08

ALL THE SHELVES OF THIS SERIES ARE SUPPLIED WITH LOAD CAPACITY STICKERS

1000 mm

SPARE GALVANISED STIFFENER

ART. R FST 0005 99

1300 mm

SPARE GALVANISED STIFFENER

ART. R FST 0006 99

SET OF 2 SPARE GALVANISED SIDE STIFFENERS FOR SHELVES WITH DEPTH 800 mm

ART. R FST 0004 99

Courtesy of Animo S.p.A.

SYSTEM F ST

METAL COLOURS

RAL 5012 .04

RAL 7035 .08

REAR WALLS

Rear walls have to be fixed to the rack from the front and without using screws. This system makes assembly easier particularly if the rack is placed against a wall. Multiple rear wall items are supplied depending on the height of the shelving system.

1000 mm

GALVANISED

ART.	dim. mm
F ST 2020 10 99	1000x2000 H
F ST 2022 10 99	1000x2200 H
F ST 2025 10 99	1000x2500 H
F ST 2030 10 99	1000x3000 H

PAINTED

ART.	dim. mm
F ST 2020 10 _ _	1000x2000 H
F ST 2022 10 _ _	1000x2200 H
F ST 2025 10 _ _	1000x2500 H
F ST 2030 10 _ _	1000x3000 H

1300 mm

GALVANISED

ART.	dim. mm
F ST 2020 13 99	1300x2000 H
F ST 2022 13 99	1300x2200 H
F ST 2025 13 99	1300x2500 H
F ST 2030 13 99	1300x3000 H

PAINTED

ART.	dim. mm
F ST 2020 13 _ _	1300x2000 H
F ST 2022 13 _ _	1300x2200 H
F ST 2025 13 _ _	1300x2500 H
F ST 2030 13 _ _	1300x3000 H

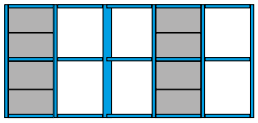

IT IS REQUIRED TO FIT ONE REAR WALL EVERY AT LEAST 3 SPAN LENGTHS.

LENGTH

STIFFENING BARS

This set consists of 4 stiffening bars complete with 8 supports and is used to strengthen the racking system without having to use cross pieces or rear closures.
For each bay span, 2 stiffening bars must be fitted at the top and 2 stiffening bars must be fitted at the bottom.

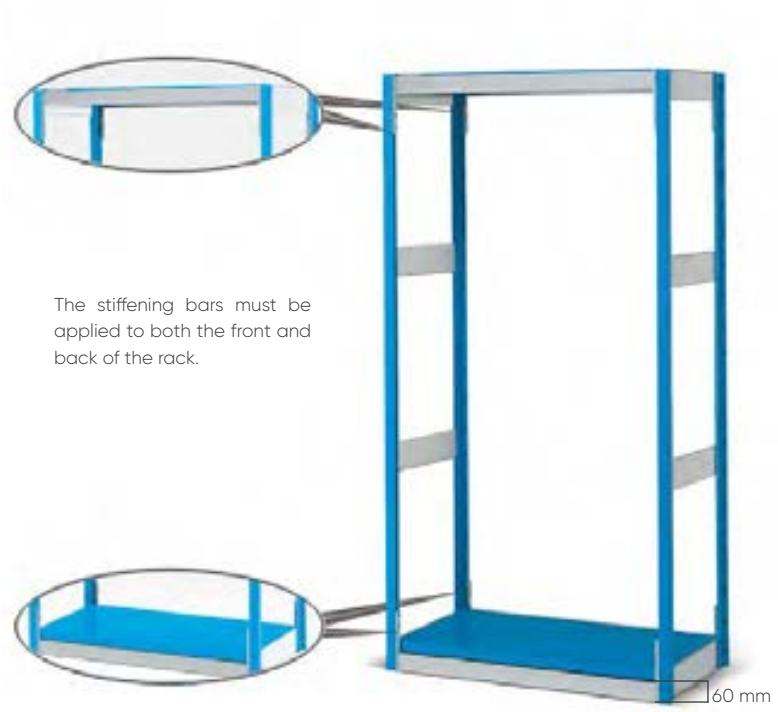

ART.	For bay lengths of mm
F ST 9550 01 99	1000
F ST 9560 01 99	1300

Galvanised finish
Set of 4 stiffening bars complete with 8 supports

IT IS MANDATORY TO FIT A SET OF STIFFENING BARS FOR EACH SPAN LENGTH

SYSTEM F ST

STIFFENING CROSS BRACINGS



The cross bracings are fixed to the rack from the front and without using screws. This system makes assembly easier particularly if the rack is placed against a wall.

1000 mm

ART.	dim. mm
F ST 7110 00 99	1000x1000 H
F ST 7120 00 99	1000x2000 H
F ST 7122 00 99	1000x2200 H
F ST 7125 00 99	1000x2500 H
F ST 7130 00 99	1000x3000 H

Galvanised finish

1300 mm

ART.	dim. mm
F ST 7210 00 99	1300x1000 H
F ST 7220 00 99	1300x2000 H
F ST 7222 00 99	1300x2200 H
F ST 7225 00 99	1300x2500 H
F ST 7230 00 99	1300x3000 H

Galvanised finish

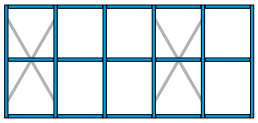

IT IS REQUIRED TO FIT ONE CROSS BRACING EVERY AT LEAST 3 SPAN LENGTHS.

LENGTH

MESH BACK PANELS



Mesh size 40.5x100 mm H

Rear mesh panels have to be fixed to the rack from the front without using screws and with special galvanised hooks. This system makes assembly easier particularly if the rack is placed against a wall.

1000 mm

ART.	dim. mm
F ST 2820 10 99	1000x2000 H
F ST 2822 10 99	1000x2200 H
F ST 2825 10 99	1000x2500 H
F ST 2830 10 99	1000x3000 H

Galvanised finish

1300 mm

ART.	dim. mm
F ST 2820 13 99	1300x2000 H
F ST 2822 13 99	1300x2200 H
F ST 2825 13 99	1300x2500 H
F ST 2830 13 99	1300x3000 H

Galvanised finish

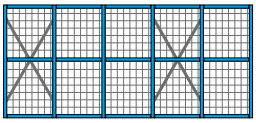

IT IS REQUIRED TO FIT ONE CROSS BRACING EVERY AT LEAST 3 SPAN LENGTHS.

SET OF 14 GALVANISED SPARE HOOKS FOR MESH PANELS

ART. R FST 0002 99

SYSTEM F ST

METAL COLOURS

RAL 5012 .04

RAL 7035 .08

NON-PERFORATED SIDE WALLS

The side walls are fitted to the sides by means of special clips and without using screws

GALVANISED

	ART.	For side panel dimensions of mm
1000 mm	F ST 2210 30 99	300x1000 H
	F ST 2210 40 99	400x1000 H
	F ST 2210 50 99	500x1000 H
	F ST 2210 60 99	600x1000 H
	F ST 2210 80 99	800x1000 H
2000 mm	F ST 2220 30 99	300x2000 H
	F ST 2220 40 99	400x2000 H
	F ST 2220 50 99	500x2000 H
	F ST 2220 60 99	600x2000 H
	F ST 2220 80 99	800x2000 H
2200 mm	F ST 2222 30 99	300x2200 H
	F ST 2222 40 99	400x2200 h
	F ST 2222 50 99	500x2200 H
	F ST 2222 60 99	600x2200 H
	F ST 2222 80 99	800x2200 H
2500 mm	F ST 2225 30 99	300x2500 H
	F ST 2225 40 99	400x2500 H
	F ST 2225 50 99	500x2500 H
	F ST 2225 60 99	600x2500 H
	F ST 2225 80 99	800x2500 H
3000 mm	F ST 2230 30 99	300x3000 H
	F ST 2230 40 99	400x3000 H
	F ST 2230 50 99	500x3000 H
	F ST 2230 60 99	600x3000 H
	F ST 2230 80 99	800x3000 H

PAINTED

	ART.	For side panel dimensions of mm
1000 mm	F ST 2210 30 _ _	300x1000 H
	F ST 2210 40 _ _	400x1000 H
	F ST 2210 50 _ _	500x1000 H
	F ST 2210 60 _ _	600x1000 H
	F ST 2210 80 _ _	800x1000 H
2000 mm	F ST 2220 30 _ _	300x2000 H
	F ST 2220 40 _ _	400x2000 H
	F ST 2220 50 _ _	500x2000 H
	F ST 2220 60 _ _	600x2000 H
	F ST 2220 80 _ _	800x2000 H
2200 mm	F ST 2222 30 _ _	300x2200 H
	F ST 2222 40 _ _	400x2200 H
	F ST 2222 50 _ _	500x2200 H
	F ST 2222 60 _ _	600x2200 H
	F ST 2222 80 _ _	800x2200 H
2500 mm	F ST 2225 30 _ _	300x2500 H
	F ST 2225 40 _ _	400x2500 H
	F ST 2225 50 _ _	500x2500 H
	F ST 2225 60 _ _	600x2500 H
	F ST 2225 80 _ _	800x2500 H
3000 mm	F ST 2230 30 _ _	300x3000 H
	F ST 2230 40 _ _	400x3000 H
	F ST 2230 50 _ _	500x3000 H
	F ST 2230 60 _ _	600x3000 H
	F ST 2230 80 _ _	800x3000 H

METAL COLOURS

RAL 5012 .04

RAL 7035 .08



PERFORATED SIDE WALLS

The side walls are fitted to the sides by means of special clips and without using screws

GALVANISED

	ART.	For side panel dimensions of mm
1000 mm	F ST 2310 30 99	300x1000 H
	F ST 2310 40 99	400x1000 H
	F ST 2310 50 99	500x1000 H
	F ST 2310 60 99	600x1000 H
	F ST 2310 80 99	800x1000 H
2000 mm	F ST 2320 30 99	300x2000 H
	F ST 2320 40 99	400x2000 H
	F ST 2320 50 99	500x2000 H
	F ST 2320 60 99	600x2000 H
	F ST 2320 80 99	800x2000 H
2200 mm	F ST 2322 30 99	300x2200 H
	F ST 2322 40 99	400x2200 H
	F ST 2322 50 99	500x2200 H
	F ST 2322 60 99	600x2200 H
	F ST 2322 80 99	800x2200 H
2500 mm	F ST 2325 30 99	300x2500 H
	F ST 2325 40 99	400x2500 H
	F ST 2325 50 99	500x2500 H
	F ST 2325 60 99	600x2500 H
	F ST 2325 80 99	800x2500 H
3000 mm	F ST 2330 30 99	300x3000 H
	F ST 2330 40 99	400x3000 H
	F ST 2330 50 99	500x3000 H
	F ST 2330 60 99	600x3000 H
	F ST 2330 80 99	800x3000 H

PAINTED

	ART.	For side panel dimensions of mm
1000 mm	F ST 2310 30 _ _	300x1000 H
	F ST 2310 40 _ _	400x1000 H
	F ST 2310 50 _ _	500x1000 H
	F ST 2310 60 _ _	600x1000 H
	F ST 2310 80 _ _	800x1000 H
2000 mm	F ST 2320 30 _ _	300x2000 H
	F ST 2320 40 _ _	400x2000 H
	F ST 2320 50 _ _	500x2000 H
	F ST 2320 60 _ _	600x2000 H
	F ST 2320 80 _ _	800x2000 H
2200 mm	F ST 2322 30 _ _	300x2200 H
	F ST 2322 40 _ _	400x2200 H
	F ST 2322 50 _ _	500x2200 H
	F ST 2322 60 _ _	600x2200 H
	F ST 2322 80 _ _	800x2200 H
2500 mm	F ST 2325 30 _ _	300x2500 H
	F ST 2325 40 _ _	400x2500 H
	F ST 2325 50 _ _	500x2500 H
	F ST 2325 60 _ _	600x2500 H
	F ST 2325 80 _ _	800x2500 H
3000 mm	F ST 2330 30 _ _	300x3000 H
	F ST 2330 40 _ _	400x3000 H
	F ST 2330 50 _ _	500x3000 H
	F ST 2330 60 _ _	600x3000 H
	F ST 2330 80 _ _	800x3000 H

SYSTEM F ST

METAL COLOURS

RAL 5012 .04

RAL 7035 .08

HINGED DOORS

ART.	dim. mm	
F ST 5110 00 _ _	1000x1000 H	key
F ST 5120 00 _ _	1000x2000 H	key
F ST 5210 00 _ _	1300x1000 H	key
F ST 5220 00 _ _	1300x2000 H	key

The hinged doors have a footprint depth of 22 mm and a pair of doors is used to close 1 span. Supplied for 1000 mm and 1300 mm bay lengths, they are easy to install (only 4 screws are required for one pair of doors.) The doors are supplied with cylinder locks with 2 keys.

SLIDING DOORS

ART.	dim. mm	
F ST 5720 00 _ _	2000x2000 H	key
F ST 5820 00 _ _	2600x2000 H	key

The sliding doors have a footprint depth of 80 mm and one pair of doors is used to close 2 spans. Supplied for 1000 mm and 1300 mm bay lengths, they are easy to install (only 6 screws are required for one pair of doors.) The doors are equipped with a security lock and two keys.

BASE PLINTHS

Base plinths are used to close the bottom part of shelving systems. Their installation does not require the use of screws and they are supplied in two lengths of 1000 mm and 1300 mm

GALVANISED

ART.	dim. mm
F ST 7510 00 99	1000
F ST 7520 00 99	1300

PAINTED

ART.	dim. mm
F ST 7510 00 _ _	1000
F ST 7520 00 _ _	1300

VERTICAL GALVANISED DIVIDERS FOR SHELVES

SHELF DEPTH 300 mm

ART.	Working space mm	Distance between shelves mm
F ST 9000 00 99	165	200
F ST 9005 00 99	215	250
F ST 9010 00 99	265	300
F ST 9015 00 99	315	350
F ST 9020 00 99	365	400
F ST 9025 00 99	415	450

SHELF DEPTH 400 mm

ART.	Working space mm	Distance between shelves mm
F ST 9030 00 99	165	200
F ST 9035 00 99	215	250
F ST 9040 00 99	265	300
F ST 9045 00 99	315	350
F ST 9050 00 99	365	400
F ST 9055 00 99	415	450

SHELF DEPTH 500 mm

ART.	Working space mm	Distance between shelves mm
F ST 9060 00 99	165	200
F ST 9065 00 99	215	250
F ST 9070 00 99	265	300
F ST 9075 00 99	315	350
F ST 9080 00 99	365	400
F ST 9085 00 99	415	450

SHELF DEPTH 600 mm

ART.	Working space mm	Distance between shelves mm
F ST 9090 00 99	165	200
F ST 9095 00 99	215	250
F ST 9100 00 99	265	300
F ST 9105 00 99	315	350
F ST 9110 00 99	365	400
F ST 9115 00 99	415	450

SHELF DEPTH 800 mm

ART.	Working space mm	Distance between shelves mm
F ST 9150 00 99	165	200
F ST 9155 00 99	215	250
F ST 9160 00 99	265	300
F ST 9165 00 99	315	350
F ST 9170 00 99	365	400
F ST 9175 00 99	415	450

SYSTEM F ST

GALVANISED PARTITIONS FOR SHELVES

ART.	Rack depth mm
F ST 9230 00 99	300
F ST 9240 00 99	400
F ST 9250 00 99	500
F ST 9260 00 99	600
F ST 9280 00 99	800

The partitions are inserted into the slots provided in the shelves to a pitch of 40.5 mm. They have a height of 100 mm and are only supplied pre-galvanised. The distance between shelves must be at least 150 mm to allow for partition insertion.

METAL COLOURS

GALVANISED
.99

SET OF EDGE STRIPS WITH 2 TRAPEZOIDAL DIVIDERS



GALVANISED

ART.	Rack depth mm
F ST 9510 30 99	300
F ST 9510 40 99	400
F ST 9510 50 99	500
F ST 9510 60 99	600

GALVANISED

ART.	Rack depth mm
F ST 9520 30 99	300
F ST 9520 40 99	400
F ST 9520 50 99	500
F ST 9520 60 99	600

Both strips are provided with slots with a 50 mm gap for inserting dividers. Installation is quick and easy without the use of screws.

ADDITIONAL GALVANISED TRAPEZOIDAL DIVIDERS

ART.	Rack depth mm
F ST 9630 00 99	300
F ST 9640 00 99	400
F ST 9650 00 99	500
F ST 9660 00 99	600

LENGTH

SYSTEM F ST

METAL COLOURS

RAL 5012	RAL 7035
.04	.08

PLAIN EXTENSION DRAWERS

ART.	Usable dim. mm	Front height mm	kg	
F ST 8510 00 _ _	906x447x85 H	100	50	88%

Up to 6 drawers can be inserted for each span and the maximum inserting height is 1000 mm.

TELESCOPIC EXTENSION DRAWERS

ART.	Usable dim. mm	Front height mm	kg	
F ST 8610 00 _ _	906x447x85 H	100	100	100%

Up to 3 drawers can be inserted for each span (or 6 if the capacity is reduced to 50 kg) and the maximum inserting height is 1000 mm.

Drawers can be supplied with plain extension (88% extensible) guides or telescopic extension (100% extensible) guides with a 100 mm front height. The slotted internal walls and perforated bottom with 17 mm pitch allow for easy insertion and fastening (through screws) of the metal dividers. Made of sheet steel, they are only suitable for span lengths of 1000 mm and depths of 500 mm.

DIN A4 HANGING FOLDER HOLDER FRAME, TELESCOPIC

ART.	dim. mm	kg	
F ST 7850 00 07	990x500	30	100%

Colour: black RAL 9005
The frames are only suitable for span lengths of 1000 mm and depths of 500 mm.

kg CAPACITY EXTENSION

CONNECTING CROSS BARS BETWEEN SHELVES

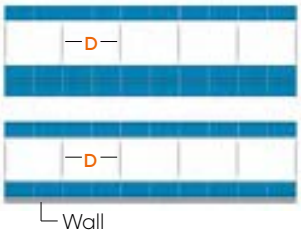

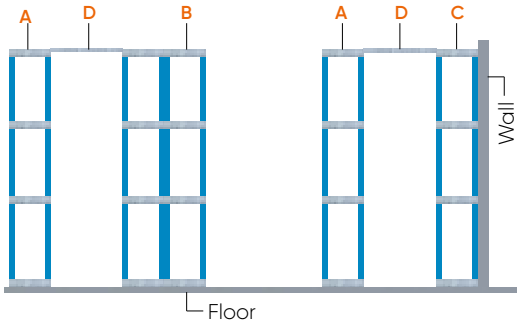

A	Side panel fixing via a cross bar.
B	Double side panel with floor fixing.
C	Single side panel with wall fixing.
D	Top connecting cross bar.

- EXTERNAL SIDE WALLS MUST ALWAYS BE CONNECTED
- INTERNAL SIDE WALLS MUST BE CONNECTED EVERY OTHER BAY.

The connecting cross bar is used for side panels that must be secured but cannot be secured to the wall itself. In this case, the side panel must be connected to a double wall with floor fixing or a fixed wall panel.

AISLES:

If, by installing the shelving system, passageways or aisles adjacent to the shelving system are created, the shelving system must be closed with metal sheet panels or mesh panels on all sides not used for picking up material, and the passageways or aisles must have the following widths:

- Aisles used for manually picking or placing material from or on to the shelves without drawers and without the use of hand-pushed trolleys: minimum width of 800 mm.

- Aisles used for picking or placing material by means of hand-pushed trolleys: with or without drawers in the racking system: minimum width 1250 mm.

- Aisles used as staff passageways: minimum width 1250 mm.

The aisles used for picking and/or storing materials may not be used as staff passageways. For passageways used to drive motor-operated trucks, please contact FAMI for information.

WARNING: If double racking units are used, rear closure panels or mesh panels or a board must be fitted between the two, so that during material storing on one side of the rack, there is no danger of accidentally pushing material stored on the other side of the racking system.

ART.	length mm
F ST 0820 00 99	800
F ST 0830 00 99	1000
F ST 0840 00 99	1250

Galvanised finish

Courtesy of Animo S.p.A.

SYSTEM F ST

RK BOX GUIDES

ART.	Rack depth mm
F ST 9830 00 99	300
F ST 9840 00 99	400
F ST 9850 00 99	500
F ST 9860 00 99	600

Galvanised finish





STOPS FOR RK BOX

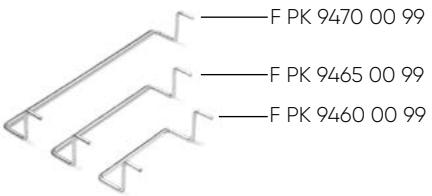

ART.	For boxes	Ø mm
F PK 9460 00 99	FAX RB 3012 00 FAX RB 4012 00 FAX RB 5012 00	4,2
F PK 9465 00 99	FAX RB 3016 00 FAX RB 4016 00 FAX RB 5016 00 FAX RB 6016 00	4,2
F PK 9470 00 99	FAX RB 4024 00 FAX RB 5024 00	4,2

Made of galvanised steel, the stops are designed to prevent boxes from accidentally slipping out.

If RK BOX series boxes are used in the shelving system, it is mandatory to insert safety pins in all the shelves to prevent the top floor from being released when a lever action is applied to a RK BOX.

SET OF SAFETY PINS

ART. F ST 9996 00 99

Set of 2 galvanised safety pins for shelf locking.

STIFFENERS CANNOT BE FITTED TO SHELVES WHERE RK BOX WITH STOPS MUST BE INSERTED.

RK BOX

SYSTEM F ST

EXAMPLE OF SHELVING CONFIGURATION WITH SHELF LENGTH 1000 mm

Minimum partition height required for inserting 150 mm H

RK BOX width 240 Max no. 4

RK BOX width 160 Max no. 6
RK BOX width 120 Max no. 6
RK BOX width 240 no. 1

EURO BOX dim. 400x300x55 H mm

EURO BOX dim. 400x300x75 H mm

EURO BOX dim. 400x300x120 H mm

EURO BOX dim. 600x400x170 H mm

PICKING BOX dim. 350/300x200x220 H mm

EURO BOX dim. 600x400x220 H mm

EURO BOX dim. 600x400x285 H mm

EURO BOX dim. 600x400x325 H mm

EURO BOX dim. 600x400x430 H mm

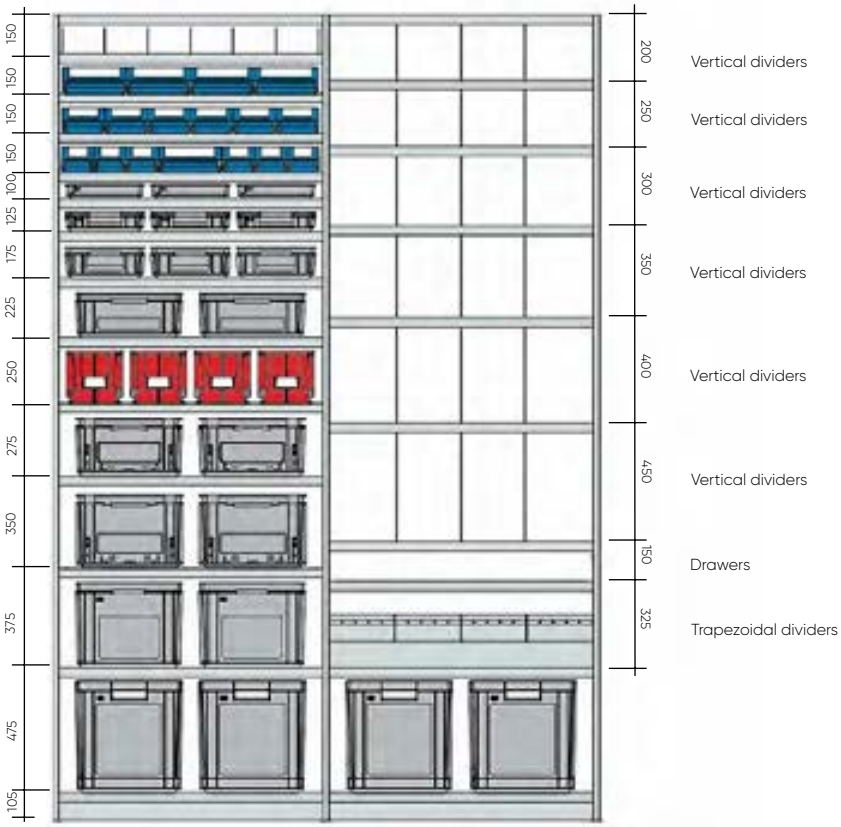

EXAMPLE OF SHELVING CONFIGURATION WITH SHELF LENGTH 1300 mm

Minimum partition height required for inserting 150 mm H

RK BOX width 240 Max no. 5

RK BOX width 160 Max no. 7

RK BOX width 120 Max no. 10

EURO BOX dim. mm 400x300x55 H
EURO BOX dim. mm 400x300x75 H

EURO BOX dim. mm 400x300x120 H

EURO BOX dim. mm 600x400x170 H

PICKING BOX dim. mm 350/300x200x220 H

EURO BOX dim. mm 600x400x220 H

EURO BOX dim. mm 600x400x285 H

EURO BOX dim. mm 600x400x325 H

EURO BOX dim. mm 600x400x430 H

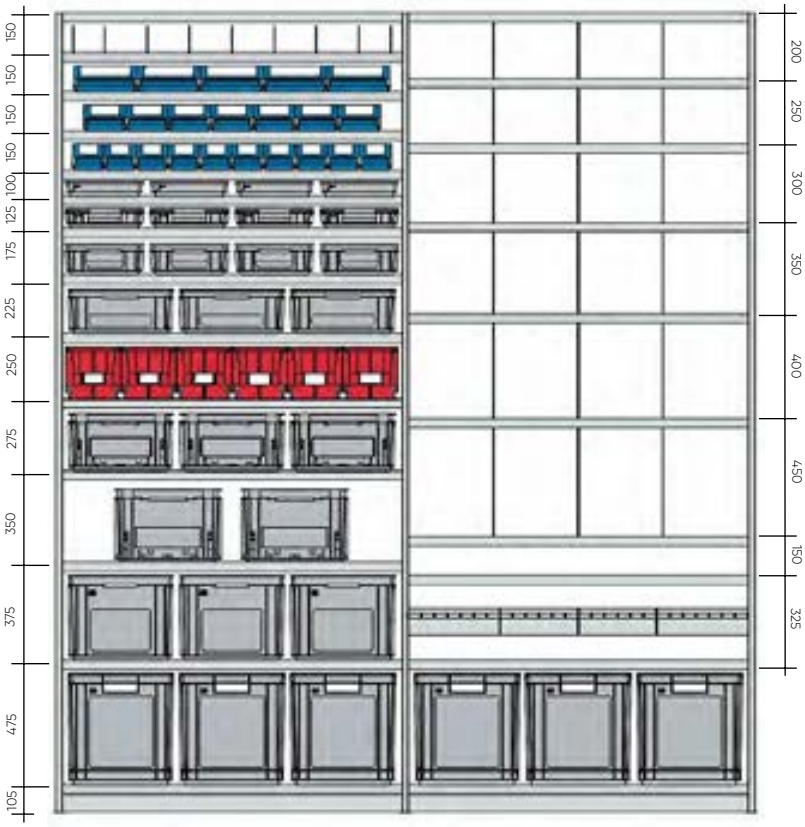

SELF-BRAKING LADDER TROLLEY

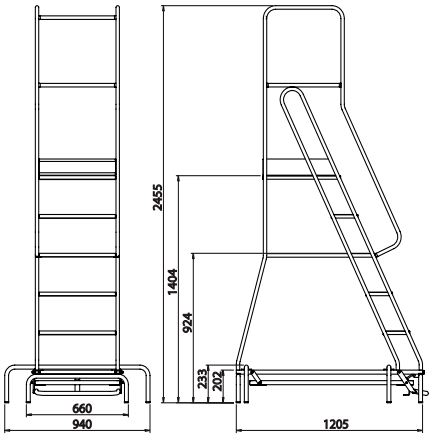

ART.	kg
F CR 0300 00 01	150

Self-braking ladder trolley.
Colour grey RAL 7000

The ladder undercarriage is supplied as standard with 4 rubber swivel castors without brakes.

1. Applying pressure on the first step.

2. the undercarriage is lowered to its locked position.

3. Pressing the release pedal.

... the ladder trolley is ready to be moved.

ART.	dim. mm
F CR 0800 00 01	200x545x180 H

Support surface

SYSTEM F ST

TYRE HOLDER RACKING SYSTEM

THE SPECIAL SHAPING OF THE SUPPORT SECTION OFFERS A SAFER SUPPORT FOR EACH TYRE.

ART.	dim. mm
F ST R200 41 99	2700x400x2000 H

Galvanised shelf with 6 pairs of supports consisting of:
1 bottom bay with 3 pairs of supports, length 1300 mm
and 1 extra bay with 3 pairs of supports, length 1300 mm.

CAPACITY EACH SPAN 250 kg

GALVANISED STANDARD SPAN

1000 mm

ART.	dim. mm
F ST N200 40 99	400x2000 H

1300 mm

ART.	dim. mm
F ST T200 40 99	400x2000 H

GALVANISED EXTRA SPAN

1000 mm

ART.	dim. mm
F ST P200 40 99	400x2000 H

1300 mm

ART.	dim. mm
F ST U200 40 99	400x2000 H

COMPLETE WITH 3 PAIRS OF SUPPORTS

The span bays are supplied disassembled, complete with feet and an Allen wrench for floor fixing.

PAIR OF GALVANISED SUPPORTS

The special shaping of the support section offers a safer support for each tyre.

ART.	⟷	kg
F ST 9580 00 99	1000 mm	50

Pair of tyre holders

ART.	⟷	kg
F ST 9590 00 99	1300 mm	50

Pair of tyre holders

SYSTEM F ST

Courtesy of Animo S.p.A.

DOMINO/TR

SHELVES WITH CONTAINERS

THE RIGHT COMBINATION BETWEEN THE MASTER CABINET AND A RACKING

SYSTEM STRONG

VERSATILE MODULAR 3 DOOR TYPES HINGED, SLIDING, SHUTTER DOORS 10 COLOURS AVAILABLE

SYSTEM SR-MASTER



CAPACITY EACH BAY SPAN

kg	mm
CAPACITY EACH BAY SPAN	DISTANCE BETWEEN STRENGTHENING SHELVES OR LOCK SHELVES
4500	2000
5000	1500
5500	1000

STRENGTHENING SHELVES OR LOCK SHELVES REQUIRED FOR EACH SPAN

mm	
HEIGHT SHELVING SYSTEM	NUMBER OF STRENGTHENING SHELVES OR LOCK SHELVES
1000	2
1500	2
2000	2
2250	3
2500	3
3000	3

SAFETY

FLOOR SUPPORT PLATE

The support plate is designed to distribute the pressure applied on the floor by the Side PANEL. A technical data sheet supplied by FAMI is useful to check the suitability of the floor intended for racking system installation.

recommended anchor strength	5,6 kN
anchor diameter	Ø10 mm
concrete hole diameter	Ø10 mm
minimum hole depth	h_1 70 mm
minimum installation depth	h_{nom} 50 mm
max adjustable thickness	t_{fix} 20 mm
max tightening torque	T_{inst} 25 NM

min floor thickness for anchor plug fixing*	H: 100 mm
min anchor distance from the edge of the floor	B: 50 mm
anchor strength application area**	A: 75 mm
min upright distance from the edge of the floor	C: 0 mm

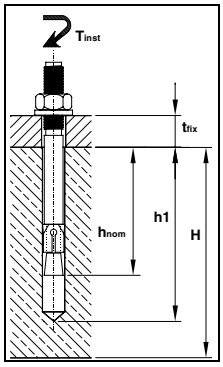

* The floor on which the racking system rests must be checked in terms of suitability for withstanding the pressure and the puncturing (drilling) stress applied by the shelving system itself and the pulling strength exerted by the anchor.

**The area must not be submitted to any other force.

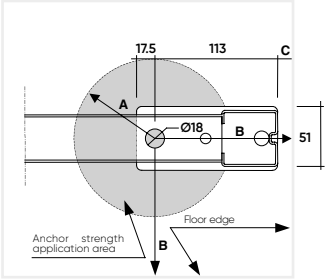

TECHNICAL SPECIFICATIONS

The new SYSTEM SR-MASTER racks combine the advantages of a shelving unit with the advanced technology and uniqueness of a Master tool storage cabinet to offer innovative, high performance, modular logistics solutions, safe and personalised, with exclusive versions designed for the industrial storage equipment market.

COLOURS

CABINET

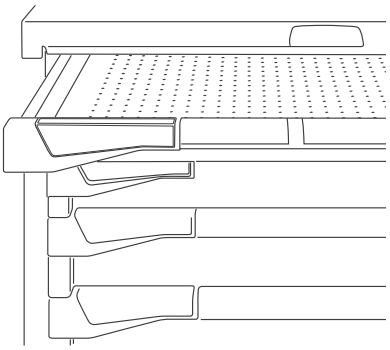

10 colours for the metal part

RAL 7000	RAL 6011	RAL 3003	RAL 9010	RAL 5019
RAL 7016	RAL 5012	RAL 7035	RAL 5010	RAL 9002

8 colours for plastic accessories

DARK GREY	MEDITERRANEAN BLUE	SKY BLUE	GLAMOUR RED
RED CARPET	JUICE ORANGE	SUNNY YELLOW	FOREST GREEN

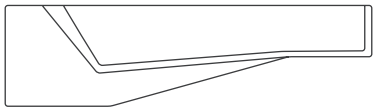

FRONT HANDLE

SIDE

Made of sectional steel, it features slots to a 25 mm pitch on both upright frames. The elements that compose it - uprights, connecting cross bars and feet - are welded together and this allows for a capacity of up to 5,500 kg per bay span.

SIDE, MIDDLE AND REAR WALLS

The side, middle and rear walls are made of sheet plate, joined together to form closed compartments.

ACCESSORIES

PARTITIONS

The partitions are inserted in the slots provided in the shelves to a pitch of 40.5 mm. They have a height ranging from 100 to 200 mm and galvanised versions only are supplied. Ideally suitable for organising and optimising space on the shelf.

BUSH HOLDER FRAMES

Useful for storing NC tools, they can be placed inside drawers or installed between upright frames in a hanging configuration. Must-have accessories for CNC machines, they protect from impacts and dust, organise the available space and optimise product withdrawal time.

PARTITIONING MATERIAL

Longitudinal, transversal dividers, with 2-3-4 channels and divider boxes allow the drawer space to be divided in a rational way and according to specific operator needs.

FLEXIBLE EXTENSION

New, flexible extension guide with mechanical adjustment of the extensible drawer/shelf rear stop in 3 different positions. It allows 3 different capacities to be obtained: 50, 75, 100 kg.
Patented opening system allowing the user to customise extension and load capacity.

syFLEX

Patented opening system allowing the user to customise extension and load capacity.

92% = 100 kg
96% = 75 kg
100% = 50 kg

TELESCOPIC EXTENSION

New telescopic extension guide (100% extensibility) guaranteeing a capacity of 200 kg in the 10 different dimensions available for the Master cabinet.

EXTENSIBLE DRAWERS/SHELVES

The extensible drawers/shelves of the Master series can be independently fitted with both flexible and telescopic extension guides.

VERTEBRATE BAR

THE SYSTEM'S HEART AND BRAINS

The bar is an aluminium profile section that is always fixed and never rotates. The closing movement is obtained via blocks that move vertically - driven by one of the basic forces of physics: gravity. The simpler the movement, the less likely the possible breaks. Bar locking is obtained via a locking bolt system provided on the bar head.

ADJUSTABLE SHELVES, STRENGTHENING SHELVES/LOCK SHELVES

The height adjustable middle shelves, supported by 4 hooks, are available in slotted versions, to contain partitions, with capacity ranging between 100 and 200 kg, and in non-slotted versions with capacity ranging between 70 and 150 kg.

The strengthening shelves, fixed with screws to the upright frames, are the "supporting columns" of the shelving system and vary in number (2-3) in relation to height. 250 kg capacity.

The lock shelves, which perform the same load-bearing function as the strengthening shelves, are designed to contain the lock with cylinder or the numerical code lock and support the vertebrate bar. 150 kg capacity

SLIDING DOORS

They are made of sheet steel specially shaped to ensure solidity, with a footprint depth of 50 mm.
Doors are used to protect the shelved goods from impacts and dust. They are supplied with cylinder locks with two keys.

ROLLER SHUTTER

The roller shutter doors are made of grey plastic material with a steel sheet handle and an integrated cylinder lock. Ideal for small spaces, where it is not possible to use hinged doors, they move along the uprights on vertical guides.

HINGED DOORS

Hinged doors are made of sturdy, specially shaped steel sheet, with a footprint depth of 25 mm. The 3-point closure ensures high security against break-ins. Available with cylinder lock and two keys or numerical code lock.

VERTICAL DRAWERS

The vertical drawers, with a capacity of 400 kg, are suitable for containing both heavy materials, such as broaches, and miscellaneous materials, such as tools, eyebolts, or ropes, to be arranged on practical perforated panels

CYLINDER CLOSURE

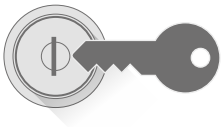

Transmission system from the closure cylinder to the head of the vertebrate bar with steel wire, with elastic sheath and linear movement.
The cylinder closure lock is divided into 23 different series: each series has keys numbered from 1 to 160, for a total of 3,680 different combinations.

SUPPLIED AS STANDARD WITH 2 KEYS

LOCK WITH DIGITAL CODE

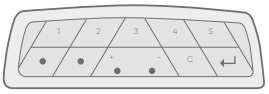

In addition to the standard cylinder closure, Fami decided to add a CODE lock to its closures. The numerical code lock controls the opening and closing of the vertebrate bar. It can manage up to 10 users with 3 to 8 digits numerical codes. The event history can be downloaded by connecting the keypad to the PC with a cable. Up to 10 remote controls are available on request.

SYSTEM SR-MASTER

Fami Storage Systems

SYSTEM SR-MASTER



METAL COLOURS

GREY RAL 7000	GREEN RAL 6011	BLUE RAL 5012	GREY RAL 7035	GREY WHITE RAL 9002	RUBY RED RAL 3003	GENTIAN BLUE RAL 5010	PURE WHITE RAL 9010	ANTHRACITE GREY RAL 7016	BLUE CAPRI RAL 5019
.01	.02	.04	.08	.1F	.1G	.34	.35	.39	.48

UPRIGHT FRAMES

1

ART.	Dim. mm
M 02 F100 00 00 01 _ _	51x573x1000 H
M 02 F150 00 00 01 _ _	51x573x1500 H
M 02 F200 00 00 01 _ _	51x573x2000 H
M 02 F225 00 00 01 _ _	51x573x2250 H
M 02 F250 00 00 01 _ _	51x573x2500 H
M 02 F300 00 00 01 _ _	51x573x3000 H

COMPLETE WITH CLOSING CAPS



Depth = 573 mm
Side panel = 18 mm
Working span = 663 mm
Upright = 51 mm

MIDDLE PANELS

H side	2 BOTTOM WALL ART.	Dim. mm H	3 TOP WALL ART.	Dim. mm H
1000	-	1000	-	-
1500	-	1500	-	-
2000	M 02 W100 M0 20 00 _ _	1000	M 02 W100 M0 10 00 _ _	1000
2250	M 02 W100 M0 20 00 _ _	1000	M 02 W125 M0 10 00 _ _	1250
2500	M 02 W100 M0 20 00 _ _	1000	M 02 W150 M0 10 00 _ _	1500
3000	M 02 W100 M0 20 00 _ _	1000	M 02 W100 M0 10 00* _ _	1000

*For the 3000 mm height, two top middle walls are required to seal the side

UNIVERSAL SHELF

4

ART.	Dim. mm
M 32 PT46 00 10 00 _ _	663x571x46 H

CAPACITY 250 kg

TOP LOCKING SHELVES

5

ART.	Dim. mm
M 32 PS46 00 10 00 _ _	663x571x46 H

CAPACITY 150 kg

BOTTOM LOCKING SHELVES

6

ART.	Dim. mm
M 32 PS46 10 10 00 _ _	663x571x46 H

CAPACITY 150 kg

ADJUSTABLE SHELF

7

ART.	Dim. mm
M 32 PR25 00 00 01 _ _	657x478x60 H

CAN BE FITTED FRONTALLY TO THE VERTEBRATE BAR
CAPACITY 150 kg

ADJUSTABLE PERFORATED SHELF

8

ART.	Dim. mm
M 32 PR35 10 00 01 _ _	663x568x35 H

MAY NOT BE INSERTED IN THE PRESENCE OF A VERTEBRATE BAR
CAPACITY 300 kg

VERTEBRATE BAR

9

ART.	bar H mm
M 00 V030 00 00 00 00	300
M 00 V050 00 00 00 00	500
M 00 V060 00 00 00 00	600
M 00 V070 00 00 00 00	700
M 00 V075 00 00 00 00	750
M 00 V090 00 00 00 00	900
M 00 V105 00 00 00 00	1050
M 00 V122 00 00 00 00	1225
M 00 V140 00 00 00 00	1400
M 00 V152 00 00 00 00	1525
M 00 V190 00 00 00 00	1900

It is necessary to fit an anti-tilt rod if drawers or extension shelves are installed

CYLINDER CLOSURE (KEY)

10

ART.		
M 32 V000 C0 00 00 00	C0	cylinder lock with different numbering
M 32 V000 C1 00 00 00	C1	cylinder lock for sets of 160 numbers
M 32 V000 C2 00 00 00	C2	cylinder lock for same numbering

COMPLETE WITH: 1 cylinder lock with 2 keys, 1 steel wire with sheath, 1 front pin assembly, 1 back pin assembly

KEY LOCK
Cylinder closure "C0" supplied as standard.
See master section

LOCK WITH DIGITAL CODE (CODE)

11

ART.		
M 32 V000 E2 00 00 00	E2	bar opening/closing
M 32 V000 T2 00 00 00	T2	door+bar opening/closing

ART. REMOTE CONTROL	
M 00 VRC0 00 00 00 00	Receiver module with remote control
M 00 VRC0 00 00 01 00	Additional remote control

REAR PANEL

12

ART.	Dim. mm
M 30 W100 P0 00 00 _ _	713x1000 H
M 30 W150 P0 00 00 _ _	713x1500 H
M 30 W200 P0 00 00 _ _	713x2000 H
M 30 W225 P0 00 00 _ _	713x2250 H
M 30 W250 P0 00 00 _ _	713x2500 H
M 30 W300 P0 00 00 _ _	713x3000 H

A back panel must be fitted to each third bay

SIDE PANEL

13

ART.	Dim. mm
M 02 W100 L0 00 00 _ _	18x572x1000 H
M 02 W125 L0 00 00 _ _	18x572x1250 H
M 02 W150 L0 00 00 _ _	18x572x1500 H

CROSS BRACINGS

14

ART.	For shelves height
M 30 X150 00 00 00 _ _	1500/2250
M 30 X250 00 00 00 _ _	2500/3000

A cross bracing must be fitted to each third bay

! ALL INDICATED LOAD CAPACITY VALUES ARE NET AND REFER TO EVENLY DISTRIBUTED WEIGHTS

SYSTEM SR-MASTER

15

FLEXIBLE EXTENSION DRAWERS

ART. WHIT Dark Grey plastic kit	ART. NO plastic kit*	Usable dim. mm	Front H mm	kg	
M 32 C050 01 10 0F _ _	M 32 C050 01 00 0F _ _	600x447x31 H	50	50 - 75 - 100	100% - 96% - 92%
M 32 C075 01 10 0F _ _	M 32 C075 01 00 0F _ _	600x447x56 H	75	50 - 75 - 100	100% - 96% - 92%
M 32 C100 01 10 0F _ _	M 32 C100 01 00 0F _ _	600x447x81 H	100	50 - 75 - 100	100% - 96% - 92%
M 32 C125 01 10 0F _ _	M 32 C125 01 00 0F _ _	600x447x106 H	125	50 - 75 - 100	100% - 96% - 92%
M 32 C150 01 10 0F _ _	M 32 C150 01 00 0F _ _	600x447x131 H	150	50 - 75 - 100	100% - 96% - 92%
M 32 C200 01 10 0F _ _	M 32 C200 01 00 0F _ _	600x447x181 H	200	50 - 75 - 100	100% - 96% - 92%
M 32 C250 01 10 0F _ _	M 32 C250 01 00 0F _ _	600x447x231 H	250	50 - 75 - 100	100% - 96% - 92%
M 32 C300 01 10 0F _ _	M 32 C300 01 00 0F _ _	600x447x281 H	300	50 - 75 - 100	100% - 96% - 92%

*MATCH THE ITEM NUMBER TO ONE OF THE PLASTIC KITS AVAILABLE IN THE TABLE BELOW

16

TELESCOPIC EXTRACTION DRAWERS

ART. WHIT Dark Grey plastic kity	ART. NO plastic kit*	Usable dim. mm	Front H mm	kg	
M 32 C075 01 10 0T _ _	M 32 C075 01 00 0T _ _	600x447x56 H	75	200	100%
M 32 C100 01 10 0T _ _	M 32 C100 01 00 0T _ _	600x447x81 H	100	200	100%
M 32 C125 01 10 0T _ _	M 32 C125 01 00 0T _ _	600x447x106 H	125	200	100%
M 32 C150 01 10 0T _ _	M 32 C150 01 00 0T _ _	600x447x131 H	150	200	100%
M 32 C200 01 10 0T _ _	M 32 C200 01 00 0T _ _	600x447x181 H	200	200	100%
M 32 C250 01 10 0T _ _	M 32 C250 01 00 0T _ _	600x447x231 H	250	200	100%
M 32 C300 01 10 0T _ _	M 32 C300 01 00 0T _ _	600x447x281 H	300	200	100%

*MATCH THE ITEM NUMBER TO ONE OF THE PLASTIC KITS AVAILABLE IN THE TABLE BELOW

PLASTIC KIT
FOR DRAWERS AND RETRACTABLE SHELVES

PLASTIC COLOURS	ART.
MEDITERRANEAN BLUE	M 30 PLS1 00 00 00 M1
SKY BLUE	M 30 PLS1 00 00 00 M2
GLAMOUR RED	M 30 PLS1 00 00 00 M3
RED CARPET	M 30 PLS1 00 00 00 M4
JUICY ORANGE	M 30 PLS1 00 00 00 M5
SUNNY YELLOW	M 30 PLS1 00 00 00 M6
FOREST GREEN	M 30 PLS1 00 00 00 M7

17

FLEXIBLE EXTENSIBLE SHELVES

ART. WHIT Dark Grey plastic kit	ART. NO plastic kit*	Usable dim. mm	Front H mm	kg	
M 32 C057 01 10 0F _ _	M 32 C057 01 00 0F _ _	600x447	70	50 - 75 - 100	100% - 96% - 92%

*MATCH THE ITEM NUMBER TO ONE OF THE PLASTIC KITS AVAILABLE IN THE TABLE ON THE LEFT

18

TELESCOPIC EXTENSIBLE SHELVES

ART. WHIT Dark Grey plastic kit	ART. NO plastic kit*	Usable dim. mm	Front H mm	kg	
M 32 C057 01 10 0T _ _	M 32 C057 01 00 0T _ _	600x447	70	200	100%

*MATCH THE ITEM NUMBER TO ONE OF THE PLASTIC KITS AVAILABLE IN THE TABLE ON THE LEFT

SYSTEM SR-MASTER

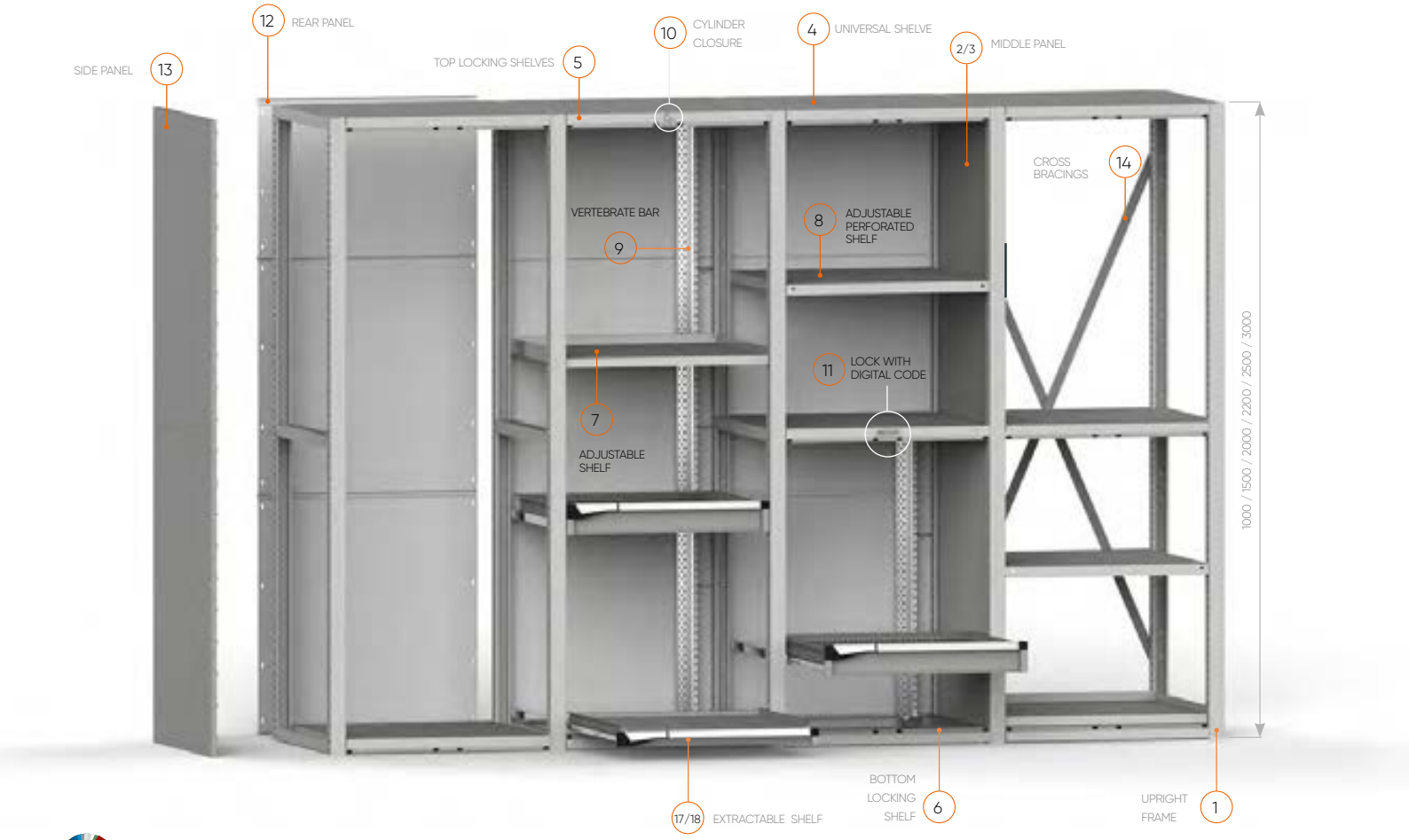

METAL COLOURS

GREY RAL 7000	GREEN RAL 6011	BLUE RAL 5012	GREY RAL 7035	GREY WHITE RAL 9002	RUBY RED RAL 3003	GENTIAN BLUE RAL 5010	PURE WHITE RAL 9010	ANTHRACITE GREY RAL 7016	BLUE CAPRI RAL 5019
.01	.02	.04	.08	.1F	.1G	.34	.35	.39	.48

UPRIGHT FRAMES

1

ART.	Dim. mm
M 02 F100 00 00 01 _ _	51x573x1000 H
M 02 F150 00 00 01 _ _	51x573x1500 H
M 02 F200 00 00 01 _ _	51x573x2000 H
M 02 F225 00 00 01 _ _	51x573x2250 H
M 02 F250 00 00 01 _ _	51x573x2500 H
M 02 F300 00 00 01 _ _	51x573x3000 H

COMPLETE WITH CLOSING CAPS

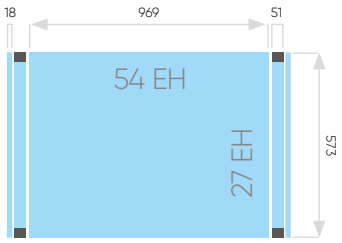

Depth = 573 mm
Side panel = 18 mm
Working span = 969 mm
Upright = 51 mm

MIDDLE PANELS

H side	2 BOTTOM WALL ART.	Dim. mm H	3 TOP WALL ART.	Dim. mm H
1000	-	1000	-	-
1500	-	1500	-	-
2000	M 02 W100 M0 20 00 _ _	1000	M 02 W100 M0 10 00 _ _	1000
2250	M 02 W100 M0 20 00 _ _	1000	M 02 W125 M0 10 00 _ _	1250
2500	M 02 W100 M0 20 00 _ _	1000	M 02 W150 M0 10 00 _ _	1500
3000	M 02 W100 M0 20 00 _ _	1000	M 02 W100 M0 10 00*_ _	1000

*For the 3000 mm height, two top middle walls are required to seal the side

UNIVERSAL SHELVE

4

ART.	Dim. mm
M 52 PT46 00 10 00 _ _	969x571x46 H

CAPACITY 250 kg

TOP LOCKING SHELVES

5

ART.	Dim. mm
M 52 PS46 00 10 00 _ _	969x571x46 H

CAPACITY 150 kg

BOTTOM LOCKING SHELVES

6

ART.	Dim. mm
M 52 PS46 10 10 00 _ _	969x571x46 H

CAPACITY 150 kg

ADJUSTABLE SHELF

7

ART.	Dim. mm
M 52 PR25 00 00 01 _ _	963x478x60 H

CAN BE FITTED FRONTALLY TO THE VERTEBRATE BAR
CAPACITY 100 kg

ADJUSTABLE PERFORATED SHELF

8

ART.	Dim. mm
M 52 PR35 10 00 01 _ _	969x568x35 H

MAY NOT BE INSERTED IN THE PRESENCE OF A VERTEBRATE BAR
CAPACITY 300 kg

VERTEBRATE BAR

9

ART.	bar H mm
M 00 V030 00 00 00 00	300
M 00 V050 00 00 00 00	500
M 00 V060 00 00 00 00	600
M 00 V070 00 00 00 00	700
M 00 V075 00 00 00 00	750
M 00 V090 00 00 00 00	900
M 00 V105 00 00 00 00	1050
M 00 V122 00 00 00 00	1225
M 00 V140 00 00 00 00	1400
M 00 V152 00 00 00 00	1525
M 00 V190 00 00 00 00	1900

It is necessary to fit an anti-tilt rod if drawers or extension shelves are installed

CYLINDER CLOSURE (KEY)

10

ART.		
M 52 V000 C0 00 00 00	C0	cylinder lock with different numbering
M 52 V000 C1 00 00 00	C1	cylinder lock for sets of 160 numbers
M 52 V000 C2 00 00 00	C2	cylinder lock for same numbering

COMPLETE WITH: 1 cylinder lock with 2 keys, 1 steel wire with sheath, 1 front pin assembly, 1 back pin assembly

KEY LOCK
Cylinder closure "C0" supplied as standard.
See Master section

LOCK WITH DIGITAL CODE (CODE)

11

ART.		
M 52 V000 E2 00 00 00	E2	bar opening/closing
M 52 V000 T2 00 00 00	T2	door+bar opening/closing

ART. REMOTE CONTROL	
M 00 VRC0 00 00 00 00	Receiver module with remote control
M 00 VRC0 00 00 01 00	Additional remote control

REAR PANEL

12

ART.	Dim. mm
M 50 W100 P0 00 00 _ _	1019x1000 H
M 50 W150 P0 00 00 _ _	1019x1500 H
M 50 W200 P0 00 00 _ _	1019x2000 H
M 50 W225 P0 00 00 _ _	1019x2250 H
M 50 W250 P0 00 00 _ _	1019x2500 H
M 50 W300 P0 00 00 _ _	1019x3000 H

A back panel must be fitted to each third bay

SIDE PANEL

13

ART.	Dim. mm
M 02 W100 L0 00 00 _ _	18x572x1000 H
M 02 W125 L0 00 00 _ _	18x572x1250 H
M 02 W150 L0 00 00 _ _	18x572x1500 H

CROSS BRACINGS

14

ART.	For shelves height
M 50 X150 00 00 00 _ _	1500/2250
M 50 X250 00 00 00 _ _	2500/3000

A cross bracing must be fitted to each third bay

! ALL INDICATED LOAD CAPACITY VALUES ARE NET AND REFER TO EVENLY DISTRIBUTED WEIGHTS

SYSTEM SR-MASTER

15

FLEXIBLE EXTENSION DRAWERS

ART. WHIT Dark Grey plastic kit	ART. NO plastic kit*	Usable dim. mm	Front H mm	kg	
M 52 C050 01 10 0F _ _	M 52 C050 01 00 0F _ _	906x447x31 H	50	50 - 75 - 100	100% - 96% - 92%
M 52 C075 01 10 0F _ _	M 52 C075 01 00 0F _ _	906x447x56 H	75	50 - 75 - 100	100% - 96% - 92%
M 52 C100 01 10 0F _ _	M 52 C100 01 00 0F _ _	906x447x81 H	100	50 - 75 - 100	100% - 96% - 92%
M 52 C125 01 10 0F _ _	M 52 C125 01 00 0F _ _	906x447x106 H	125	50 - 75 - 100	100% - 96% - 92%
M 52 C150 01 10 0F _ _	M 52 C150 01 00 0F _ _	906x447x131 H	150	50 - 75 - 100	100% - 96% - 92%
M 52 C200 01 10 0F _ _	M 52 C200 01 00 0F _ _	906x447x181 H	200	50 - 75 - 100	100% - 96% - 92%
M 52 C250 01 10 0F _ _	M 52 C250 01 00 0F _ _	906x447x231 H	250	50 - 75 - 100	100% - 96% - 92%
M 52 C300 01 10 0F _ _	M 52 C300 01 00 0F _ _	906x447x281 H	300	50 - 75 - 100	100% - 96% - 92%

*MATCH THE ITEM NUMBER TO ONE OF THE PLASTIC KITS AVAILABLE IN THE TABLE BELOW

16

TELESCOPIC EXTRACTION DRAWERS

ART. WHIT Dark Grey plastic kit	ART. NO plastic kit*	Usable dim. mm	Front H mm	kg	
M 52 C075 01 10 0T _ _	M 52 C075 01 00 0T _ _	906x447x56 H	75	200	100%
M 52 C100 01 10 0T _ _	M 52 C100 01 00 0T _ _	906x447x81 H	100	200	100%
M 52 C125 01 10 0T _ _	M 52 C125 01 00 0T _ _	906x447x106 H	125	200	100%
M 52 C150 01 10 0T _ _	M 52 C150 01 00 0T _ _	906x447x131 H	150	200	100%
M 52 C200 01 10 0T _ _	M 52 C200 01 00 0T _ _	906x447x181 H	200	200	100%
M 52 C250 01 10 0T _ _	M 52 C250 01 00 0T _ _	906x447x231 H	250	200	100%
M 52 C300 01 10 0T _ _	M 52 C300 01 00 0T _ _	906x447x281 H	300	200	100%

*MATCH THE ITEM NUMBER TO ONE OF THE PLASTIC KITS AVAILABLE IN THE TABLE BELOW

PLASTIC KIT
FOR DRAWERS AND RETRACTABLE SHELVES

PLASTIC COLOURS	ART.
MEDITERRANEAN BLUE	M 50 PLS1 00 00 00 M1
SKY BLUE	M 50 PLS1 00 00 00 M2
GLAMOUR RED	M 50 PLS1 00 00 00 M3
RED CARPET	M 50 PLS1 00 00 00 M4
JUICY ORANGE	M 50 PLS1 00 00 00 M5
SUNNY YELLOW	M 50 PLS1 00 00 00 M6
FOREST GREEN	M 50 PLS1 00 00 00 M7

17

FLEXIBLE EXTENSIBLE SHELVES

ART. WHIT Dark Grey plastic kit	ART. NO plastic kit*	Usable dim. mm	Front H mm	kg	
M 52 C057 01 10 0F _ _	M 52 C057 01 00 0F _ _	906x447	70	50 - 75 - 100	100% - 96% - 92%

*MATCH THE ITEM NUMBER TO ONE OF THE PLASTIC KITS AVAILABLE IN THE TABLE ON THE LEFT

18

TELESCOPIC EXTENSIBLE SHELVES

ART. WHIT Dark Grey plastic kit	ART. NO plastic kit*	Usable dim. mm	Front H mm	kg	
M 52 C057 01 10 0T _ _	M 52 C057 01 00 0T _ _	906x447	70	200	100%

*MATCH THE ITEM NUMBER TO ONE OF THE PLASTIC KITS AVAILABLE IN THE TABLE ON THE LEFT

SYSTEM SR-MASTER

Fami Storage Systems

SYSTEM SR-MASTER

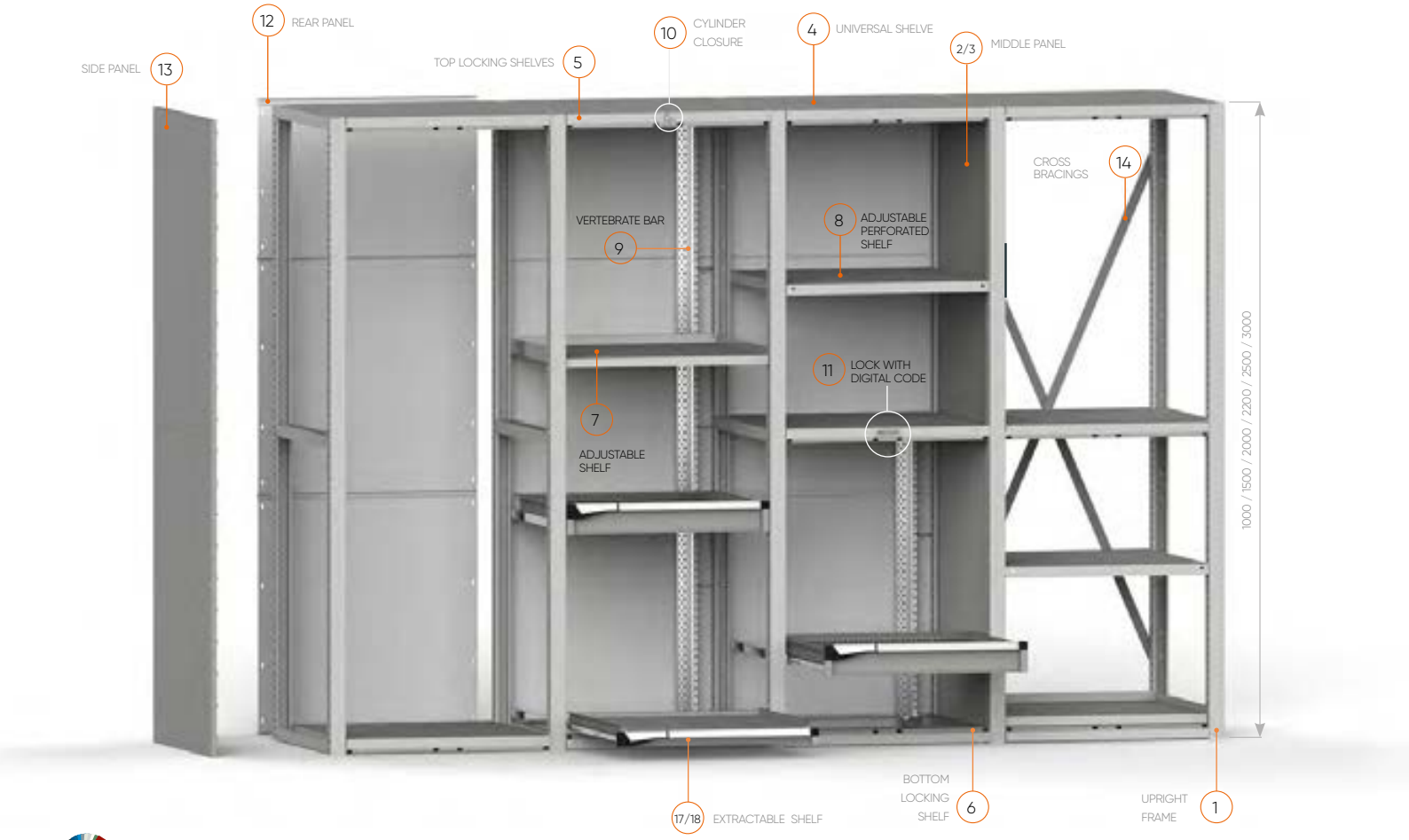

METAL COLOURS

GREY RAL 7000	GREEN RAL 6011	BLUE RAL 5012	GREY RAL 7035	GREY WHITE RAL 9002	RUBY RED RAL 3003	GENTIAN BLUE RAL 5010	PURE WHITE RAL 9010	ANTHRACITE GREY RAL 7016	BLUE CAPRI RAL 5019
.01	.02	.04	.08	.1F	.1G	.34	.35	.39	.48

UPRIGHT FRAMES

1

ART.	Dim. mm
M 03 F100 00 00 01 _ _	51x726x1000 H
M 03 F150 00 00 01 _ _	51x726x1500 H
M 03 F200 00 00 01 _ _	51x726x2000 H
M 03 F225 00 00 01 _ _	51x726x2250 H
M 03 F250 00 00 01 _ _	51x726x2500 H
M 03 F300 00 00 01 _ _	51x726x3000 H

COMPLETE WITH CLOSING CAPS

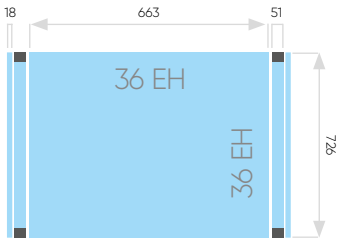

Depth = 726 mm
side panel = 18 mm
Working span = 663 mm
Upright = 51 mm

MIDDLE PANELS

H side	2 BOTTOM WALL ART.	Dim. mm H	3 TOP WALL ART.	Dim. mm H
1000	-	1000	-	-
1500	-	1500	-	-
2000	M 03 W100 M0 20 00 _ _	1000	M 03 W100 M0 10 00 _ _	1000
2250	M 03 W100 M0 20 00 _ _	1000	M 03 W125 M0 10 00 _ _	1250
2500	M 03 W100 M0 20 00 _ _	1000	M 03 W150 M0 10 00 _ _	1500
3000	M 03 W100 M0 20 00 _ _	1000	M 03 W100 M0 10 00 * _ _	1000

*For the 3000 mm height, two top middle walls are required to seal the side

UNIVERSAL SHELF

4

ART.	Dim. mm
M 33 PT46 00 10 00 _ _	663x724x46 H

CAPACITY 250 kg

TOP LOCKING SHELVES

5

ART.	Dim. mm
M 33 PS46 00 10 00 _ _	663x724x46 H

CAPACITY 150 kg

BOTTOM LOCKING SHELVES

6

ART.	Dim. mm
M 33 PS46 10 10 00 _ _	663x724x46 H

CAPACITY 150 kg

ADJUSTABLE SHELF

7

ART.	Dim. mm
M 33 PR25 00 00 01 _ _	657x631x60 H

CAN BE FITTED FRONTALLY TO THE VERTEBRATE BAR
CAPACITY 150 kg

ADJUSTABLE PERFORATED SHELF

8

ART.	Dim. mm
M 33 PR35 10 00 01 _ _	663x721x35 H

MAY NOT BE INSERTED IN THE PRESENCE OF A VERTEBRATE BAR
CAPACITY 300 kg

VERTEBRATE BAR

9

ART.	bar H mm
M 00 V030 00 00 00 00	300
M 00 V050 00 00 00 00	500
M 00 V060 00 00 00 00	600
M 00 V070 00 00 00 00	700
M 00 V075 00 00 00 00	750
M 00 V090 00 00 00 00	900
M 00 V105 00 00 00 00	1050
M 00 V122 00 00 00 00	1225
M 00 V140 00 00 00 00	1400
M 00 V152 00 00 00 00	1525
M 00 V190 00 00 00 00	1900

It is necessary to fit an anti-tilt rod if drawers or extension shelves are installed

CYLINDER CLOSURE (KEY)

10

ART.		
M 33 V000 C0 00 00 00	C0	cylinder lock with different numbering
M 33 V000 C1 00 00 00	C1	cylinder lock for sets of 160 numbers
M 33 V000 C2 00 00 00	C2	cylinder lock for same numbering

COMPLETE WITH: 1 cylinder lock with 2 keys, 1 steel wire with sheath, 1 front pin assembly, 1 back pin assembly

KEY LOCK
Cylinder closure "C0" supplied as standard.
See Master section

LOCK WITH DIGITAL CODE (CODE)

11

ART.		
M 33 V000 E2 00 00 00	E2	bar opening/closing
M 33 V000 T2 00 00 00	T2	door+bar opening/closing

ART. REMOTE CONTROL	
M 00 VRC0 00 00 00 00	Receiver module with remote control
M 00 VRC0 00 00 01 00	Additional remote control

REAR PANEL

12

ART.	Dim. mm
M 30 W100 P0 00 00 _ _	713x1000 H
M 30 W150 P0 00 00 _ _	713x1500 H
M 30 W200 P0 00 00 _ _	713x2000 H
M 30 W225 P0 00 00 _ _	713x2250 H
M 30 W250 P0 00 00 _ _	713x2500 H
M 30 W300 P0 00 00 _ _	713x3000 H

A back panel must be fitted to each third bay

SIDE PANEL

13

ART.	Dim. mm
M 03 W100 L0 00 00 _ _	18x725x1000 H
M 03 W125 L0 00 00 _ _	18x725x1250 H
M 03 W150 L0 00 00 _ _	18x725x1500 h

CROSS BRACINGS

14

ART.	For shelves height
M 30 X150 00 00 00 _ _	1500/2250
M 30 X250 00 00 00 _ _	2500/3000

A cross bracing must be fitted to each third bay

! ALL INDICATED LOAD CAPACITY VALUES ARE NET AND REFER TO EVENLY DISTRIBUTED WEIGHTS

SYSTEM SR-MASTER

15

FLEXIBLE EXTENSION DRAWERS

ART. WHIT Dark Grey plastic kit	ART. NO plastic kit*	Usable dim. mm	Front H mm	kg	
M 33 C050 01 10 0F _ _	M 33 C050 01 00 0F _ _	600x600x31 H	50	50 - 75 - 100	100% - 96% - 92%
M 33 C075 01 10 0F _ _	M 33 C075 01 00 0F _ _	600x600x56 H	75	50 - 75 - 100	100% - 96% - 92%
M 33 C100 01 10 0F _ _	M 33 C100 01 00 0F _ _	600x600x81 H	100	50 - 75 - 100	100% - 96% - 92%
M 33 C125 01 10 0F _ _	M 33 C125 01 00 0F _ _	600x600x106 H	125	50 - 75 - 100	100% - 96% - 92%
M 33 C150 01 10 0F _ _	M 33 C150 01 00 0F _ _	600x600x131 H	150	50 - 75 - 100	100% - 96% - 92%
M 33 C200 01 10 0F _ _	M 33 C200 01 00 0F _ _	600x600x181 H	200	50 - 75 - 100	100% - 96% - 92%
M 33 C250 01 10 0F _ _	M 33 C250 01 00 0F _ _	600x600x231 H	250	50 - 75 - 100	100% - 96% - 92%
M 33 C300 01 10 0F _ _	M 33 C300 01 00 0F _ _	600x600x281 H	300	50 - 75 - 100	100% - 96% - 92%

*MATCH THE ITEM NUMBER TO ONE OF THE PLASTIC KITS AVAILABLE IN THE TABLE BELOW

16

TELESCOPIC EXTRACTION DRAWERS

ART. WHIT Dark Grey plastic kit	ART. NO plastic kit*	Usable dim. mm	Front H mm	kg	
M 33 C075 01 10 0T _ _	M 33 C075 01 00 0T _ _	600x600x56 H	75	200	100%
M 33 C100 01 10 0T _ _	M 33 C100 01 00 0T _ _	600x600x81 H	100	200	100%
M 33 C125 01 10 0T _ _	M 33 C125 01 00 0T _ _	600x600x106 H	125	200	100%
M 33 C150 01 10 0T _ _	M 33 C150 01 00 0T _ _	600x600x131 H	150	200	100%
M 33 C200 01 10 0T _ _	M 33 C200 01 00 0T _ _	600x600x181 h	200	200	100%
M 33 C250 01 10 0T _ _	M 33 C250 01 00 0T _ _	600x600x231 H	250	200	100%
M 33 C300 01 10 0T _ _	M 33 C300 01 00 0T _ _	600x600x281 H	300	200	100%

*MATCH THE ITEM NUMBER TO ONE OF THE PLASTIC KITS AVAILABLE IN THE TABLE BELOW

PLASTIC KIT
FOR DRAWERS AND RETRACTABLE SHELVES

PLASTIC COLOURS	ART.
MEDITERRANEAN BLUE	M 30 PLS1 00 00 00 M1
SKY BLUE	M 30 PLS1 00 00 00 M2
GLAMOUR RED	M 30 PLS1 00 00 00 M3
RED CARPET	M 30 PLS1 00 00 00 M4
JUICY ORANGE	M 30 PLS1 00 00 00 M5
SUNNY YELLOW	M 30 PLS1 00 00 00 M6
FOREST GREEN	M 30 PLS1 00 00 00 M7

17

FLEXIBLE EXTENSIBLE SHELVES

ART. WHIT Dark Grey plastic kit	ART. NO plastic kit*	Usable dim. mm	Front H mm	kg	
M 33 C057 01 10 0F _ _	M 33 C057 01 00 0F _ _	600x600	70	50 - 75 - 100	100% - 96% - 92%

*MATCH THE ITEM NUMBER TO ONE OF THE PLASTIC KITS AVAILABLE IN THE TABLE ON THE LEFT

18

TELESCOPIC EXTENSIBLE SHELVES

ART. WHIT Dark Grey plastic kit	ART. NO plastic kit*	Usable dim. mm	Front H mm	kg	
M 33 C057 01 10 0T _ _	M 33 C057 01 00 0T _ _	600x600	70	200	100%

*MATCH THE ITEM NUMBER TO ONE OF THE PLASTIC KITS AVAILABLE IN THE TABLE ON THE LEFT

SYSTEM SR-MASTER

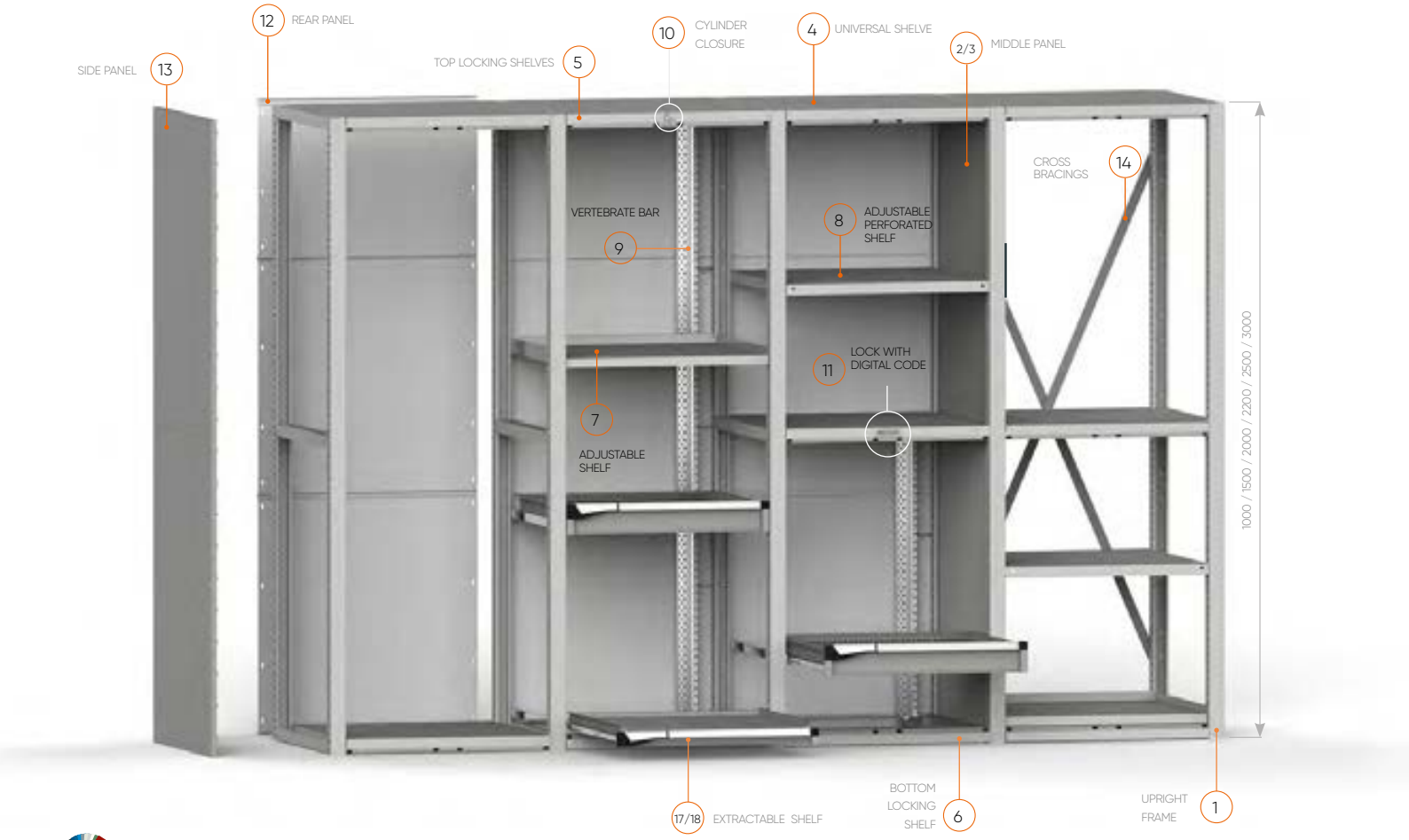

METAL COLOURS

GREY RAL 7000	GREEN RAL 6011	BLUE RAL 5012	GREY RAL 7035	GREY WHITE RAL 9002	RUBY RED RAL 3003	GENTIAN BLUE RAL 5010	PURE WHITE RAL 9010	ANTHRACITE GREY RAL 7016	BLUE CAPRI RAL 5019
.01	.02	.04	.08	.1F	.1G	.34	.35	.39	.48

UPRIGHT FRAMES

1

ART.	Dim. mm
M 03 F100 00 00 01 _ _	51x726x1000 H
M 03 F150 00 00 01 _ _	51x726x1500 H
M 03 F200 00 00 01 _ _	51x726x2000 H
M 03 F225 00 00 01 _ _	51x726x2250 H
M 03 F250 00 00 01 _ _	51x726x2500 H
M 03 F300 00 00 01 _ _	51x726x3000 H

COMPLETE WITH CLOSING CAPS

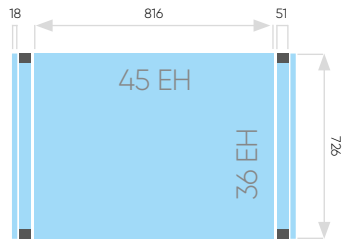

depth = 726 mm
side panel = 18 mm
working span = 816 mm
upright = 51 mm

MIDDLE PANELS

H side	2 BOTTOM WALL ART.	Dim. mm H	3 TOP WALL ART.	Dim. mm H
1000	-	-	-	-
1500	-	-	-	-
2000	M 03 W100 M0 20 00 _ _	1000	M 03 W100 M0 10 00 _ _	1000
2250	M 03 W100 M0 20 00 _ _	1000	M 03 W125 M0 10 00 _ _	1250
2500	M 03 W100 M0 20 00 _ _	1000	M 03 W150 M0 10 00 _ _	1500
3000	M 03 W100 M0 20 00 _ _	1000	M 03 W100 M0 10 00* _ _	1000

*For the 3000 mm height, two top middle walls are required to seal the side

UNIVERSAL SHELF

4

ART.	Dim. mm
M 43 PT46 00 10 00 _ _	816x724x46 H

CAPACITY 250 kg

TOP LOCKING SHELVES

5

ART.	Dim. mm
M 43 PS46 00 10 00 _ _	816x724x46 H

CAPACITY 150 kg

BOTTOM LOCKING SHELVES

6

ART.	Dim. mm
M 43 PS46 10 10 00 _ _	816x724x46 H

CAPACITY 150 kg

ADJUSTABLE SHELF

7

ART.	Dim. mm
M 43 PR25 00 00 01 _ _	810x631x60 H

CAN BE FITTED FRONTALLY TO THE VERTEBRATE BAR
CAPACITY 100 kg

ADJUSTABLE PERFORATED SHELF

8

ART.	Dim. mm
M 43 PR35 10 00 01 _ _	816x721x35 H

MAY NOT BE INSERTED IN THE PRESENCE OF A VERTEBRATE BAR
CAPACITY 200 kg

VERTEBRATE BAR

9

ART.	bar H mm
M 00 V030 00 00 00 00	300
M 00 V050 00 00 00 00	500
M 00 V060 00 00 00 00	600
M 00 V070 00 00 00 00	700
M 00 V075 00 00 00 00	750
M 00 V090 00 00 00 00	900
M 00 V105 00 00 00 00	1050
M 00 V122 00 00 00 00	1225
M 00 V140 00 00 00 00	1400
M 00 V152 00 00 00 00	1525
M 00 V190 00 00 00 00	1900

It is necessary to fit an anti-tilt rod if drawers or extension shelves are installed

CYLINDER CLOSURE (KEY)

10

ART.		
M 43 V000 C0 00 00 00	C0	cylinder lock with different numbering
M 43 V000 C1 00 00 00	C1	cylinder lock for sets of 160 numbers
M 43 V000 C2 00 00 00	C2	cylinder lock for same numbering

COMPLETE WITH: 1 cylinder lock with 2 keys, 1 steel wire with sheath, 1 front pin assembly, 1 back pin assembly

KEY LOCK
Cylinder closure "C0" supplied as standard.
See Master section

LOCK WITH DIGITAL CODE (CODE)

11

ART.		
M 43 V000 E2 00 00 00	E2	bar opening/closing
M 43 V000 T2 00 00 00	T2	door+bar opening/closing

ART. REMOTE CONTROL	
M 00 VRC0 00 00 00 00	Receiver module with remote control
M 00 VRC0 00 00 01 00	Additional remote control

REAR PANEL

12

ART.	Dim. mm
M 40 W100 P0 00 00 _ _	866x1000 H
M 40 W150 P0 00 00 _ _	866x1500 H
M 40 W200 P0 00 00 _ _	866x2000 H
M 40 W225 P0 00 00 _ _	866x2250 H
M 40 W250 P0 00 00 _ _	866x2500 H
M 40 W300 P0 00 00 _ _	866x3000 H

A back panel must be fitted to each third bay

SIDE PANEL

13

ART.	Dim. mm
M 03 W100 L0 00 00 _ _	18x725x1000 H
M 03 W125 L0 00 00 _ _	18x725x1250 H
M 03 W150 L0 00 00 _ _	18x725x1500 H

CROSS BRACINGS

14

ART.	For shelves height
M 40 X150 00 00 00 _ _	1500/2250
M 40 X250 00 00 00 _ _	2500/3000

A cross bracing must be fitted to each third bay

! ALL INDICATED LOAD CAPACITY VALUES ARE NET AND REFER TO EVENLY DISTRIBUTED WEIGHTS

SYSTEM SR-MASTER

15

FLEXIBLE EXTENSION DRAWERS

ART. WHIT Dark Grey plastic kit	ART. NO plastic kit*	Usable dim. mm	Front H mm	kg	
M 43 C050 01 10 0F _ _	M 43 C050 01 00 0F _ _	753x600x31 H	50	50 - 75 - 100	100% - 96% - 92%
M 43 C075 01 10 0F _ _	M 43 C075 01 00 0F _ _	753x600x56 H	75	50 - 75 - 100	100% - 96% - 92%
M 43 C100 01 10 0F _ _	M 43 C100 01 00 0F _ _	753x600x81 H	100	50 - 75 - 100	100% - 96% - 92%
M 43 C125 01 10 0F _ _	M 43 C125 01 00 0F _ _	753x600x106 H	125	50 - 75 - 100	100% - 96% - 92%
M 43 C150 01 10 0F _ _	M 43 C150 01 00 0F _ _	753x600x131 H	150	50 - 75 - 100	100% - 96% - 92%
M 43 C200 01 10 0F _ _	M 43 C200 01 00 0F _ _	753x600x181 H	200	50 - 75 - 100	100% - 96% - 92%
M 43 C250 01 10 0F _ _	M 43 C250 01 00 0F _ _	753x600x231 H	250	50 - 75 - 100	100% - 96% - 92%
M 43 C300 01 10 0F _ _	M 43 C300 01 00 0F _ _	753x600x281 H	300	50 - 75 - 100	100% - 96% - 92%

*MATCH THE ITEM NUMBER TO ONE OF THE PLASTIC KITS AVAILABLE IN THE TABLE BELOW

16

TELESCOPIC EXTRACTION DRAWERS

ART. WHIT Dark Grey plastic kit	ART. NO plastic kit*	Usable dim. mm	Front H mm	kg	
M 43 C075 01 10 0T _ _	M 43 C075 01 00 0T _ _	753x600x56 H	75	200	100%
M 43 C100 01 10 0T _ _	M 43 C100 01 00 0T _ _	753x600x81 H	100	200	100%
M 43 C125 01 10 0T _ _	M 43 C125 01 00 0T _ _	753x600x106 H	125	200	100%
M 43 C150 01 10 0T _ _	M 43 C150 01 00 0T _ _	753x600x131 H	150	200	100%
M 43 C200 01 10 0T _ _	M 43 C200 01 00 0T _ _	753x600x181 H	200	200	100%
M 43 C250 01 10 0T _ _	M 43 C250 01 00 0T _ _	753x600x231 H	250	200	100%
M 43 C300 01 10 0T _ _	M 43 C300 01 00 0T _ _	753x600x281 H	300	200	100%

*MATCH THE ITEM NUMBER TO ONE OF THE PLASTIC KITS AVAILABLE IN THE TABLE BELOW

PLASTIC KIT
FOR DRAWERS AND RETRACTABLE SHELVES

PLASTIC COLOURS	ART.
MEDITERRANEAN BLUE	M 40 PLS1 00 00 00 M1
SKY BLUE	M 40 PLS1 00 00 00 M2
GLAMOUR RED	M 40 PLS1 00 00 00 M3
RED CARPET	M 40 PLS1 00 00 00 M4
JUICY ORANGE	M 40 PLS1 00 00 00 M5
SUNNY YELLOW	M 40 PLS1 00 00 00 M6
FOREST GREEN	M 40 PLS1 00 00 00 M7

17

FLEXIBLE EXTENSIBLE SHELVES

ART. WHIT Dark Grey plastic kit	ART. NO plastic kit*	Usable dim. mm	Front H mm	kg	
M 43 C057 01 10 0F _ _	M 43 C057 01 00 0F _ _	753x600	70	50 - 75 - 100	100% - 96% - 92%

*MATCH THE ITEM NUMBER TO ONE OF THE PLASTIC KITS AVAILABLE IN THE TABLE ON THE LEFT

18

TELESCOPIC EXTENSIBLE SHELVES

ART. WHIT Dark Grey plastic kit	ART. NO plastic kit*	Usable dim. mm	Front H mm	kg	
M 43 C057 01 10 0T _ _	M 43 C057 01 00 0T _ _	753x600	70	200	100%

*MATCH THE ITEM NUMBER TO ONE OF THE PLASTIC KITS AVAILABLE IN THE TABLE ON THE LEFT

SYSTEM SR-MASTER

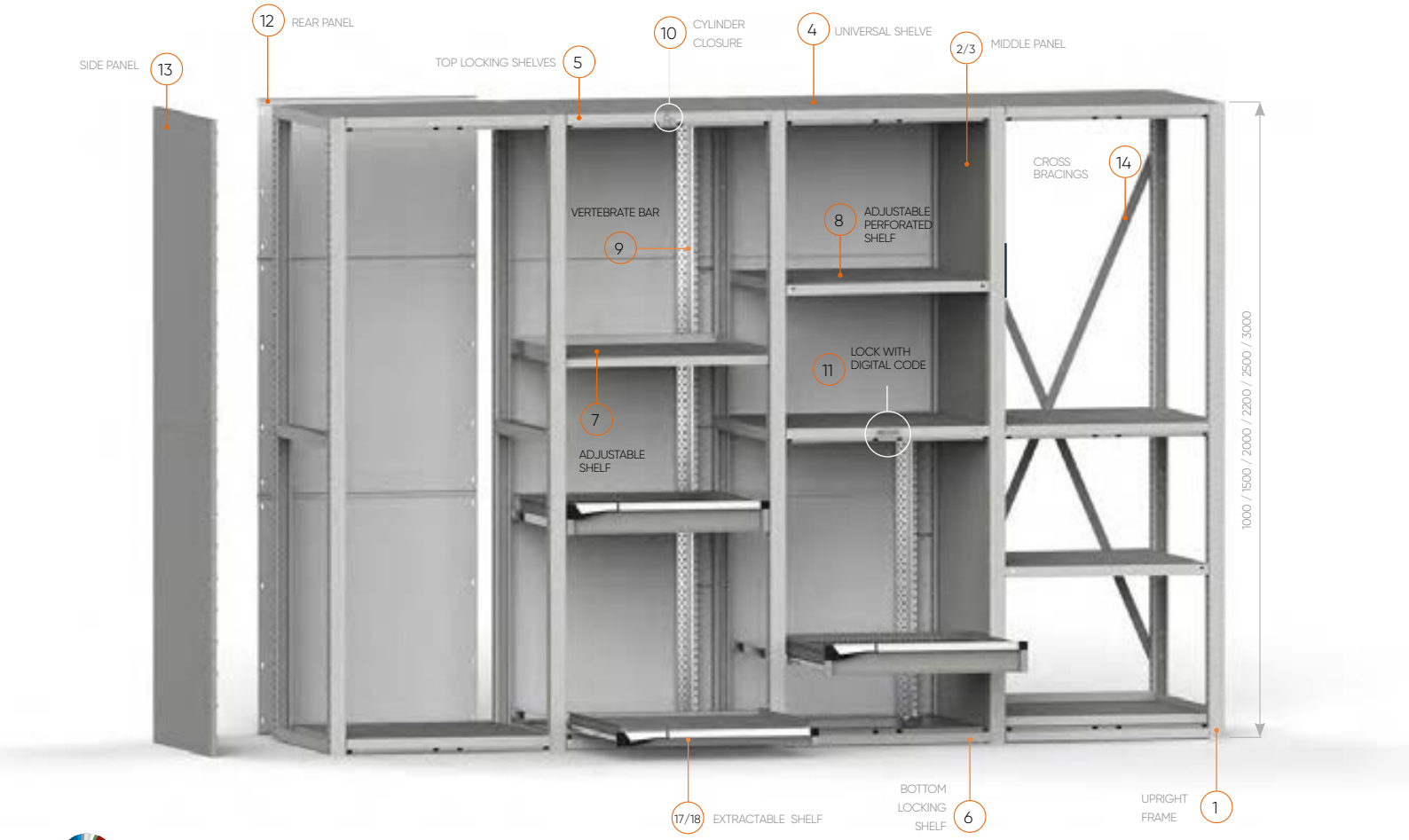

METAL COLOUR

GREY RAL 7000	GREEN RAL 6011	BLUE RAL 5012	GREY RAL 7035	GREY WHITE RAL 9002	RUBY RED RAL 3003	GENTIAN BLUE RAL 5010	PURE WHITE RAL 9010	ANTHRACITE GREY RAL 7016	BLUE CAPRI RAL 5019
.01	.02	.04	.08	.1F	.1G	.34	.35	.39	.48

UPRIGHT FRAMES

1

ART.	Dim. mm
M 03 F100 00 00 01 _ _	51x726x1000 H
M 03 F150 00 00 01 _ _	51x726x1500 H
M 03 F200 00 00 01 _ _	51x726x2000 H
M 03 F225 00 00 01 _ _	51x726x2250 H
M 03 F250 00 00 01 _ _	51x726x2500 H
M 03 F300 00 00 01 _ _	51x726x3000 H

COMPLETE WITH CLOSING CAPS

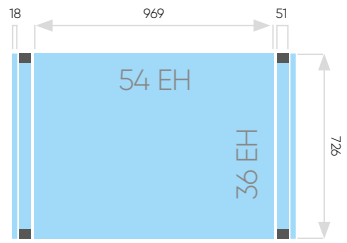

depth = 726 mm
side panel = 18 mm
working span = 969 mm
upright = 51 mm

MIDDLE PANELS

H side	2 BOTTOM WALL ART.	Dim. mm H	3 TOP WALL ART.	Dim. mm H
1000	-	1000	-	-
1500	-	1500	-	-
2000	M 03 W100 M0 20 00 _ _	1000	M 03 W100 M0 10 00 _ _	1000
2250	M 03 W100 M0 20 00 _ _	1000	M 03 W125 M0 10 00 _ _	1250
2500	M 03 W100 M0 20 00 _ _	1000	M 03 W150 M0 10 00 _ _	1500
3000	M 03 W100 M0 20 00 _ _	1000	M 03 W100 M0 10 00* _ _	1000

*For the 3000 mm height, two top middle walls are required to seal the side

UNIVERSAL SHELF

4

ART.	Dim. mm
M 53 PT46 00 10 00 _ _	969x724x46 H

CAPACITY 250 kg

TOP LOCKING SHELVES

5

ART.	Dim. mm
M 53 PS46 00 10 00 _ _	969x724x46 H

CAPACITY 150 kg

BOTTOM LOCKING SHELVES

6

ART.	Dim. mm
M 53 PS46 10 10 00 _ _	969x724x46 H

CAPACITY 150 kg

ADJUSTABLE SHELF

7

ART.	Dim. mm
M 53 PR25 00 00 01 _ _	963x631x60 H

CAN BE FITTED FRONTALLY TO THE VERTEBRATE BAR
CAPACITY 100 kg

ADJUSTABLE PERFORATED SHELF

8

ART.	Dim. mm
M 53 PR35 10 00 01 _ _	969x721x35 H

MAY NOT BE INSERTED IN THE PRESENCE OF A VERTEBRATE BAR
CAPACITY 250 kg

VERTEBRATE BAR

9

ART.	bar H mm
M 00 V030 00 00 00 00	300
M 00 V050 00 00 00 00	500
M 00 V060 00 00 00 00	600
M 00 V070 00 00 00 00	700
M 00 V075 00 00 00 00	750
M 00 V090 00 00 00 00	900
M 00 V105 00 00 00 00	1050
M 00 V122 00 00 00 00	1225
M 00 V140 00 00 00 00	1400
M 00 V152 00 00 00 00	1525
M 00 V190 00 00 00 00	1900

It is necessary to fit an anti-tilt rod if drawers or extension shelves are installed

CYLINDER CLOSURE (KEY)

10

ART.		
M 53 V000 C0 00 00 00	C0	cylinder lock with different numbering
M 53 V000 C1 00 00 00	C1	cylinder lock for sets of 160 numbers
M 53 V000 C2 00 00 00	C2	cylinder lock for same numbering

COMPLETE WITH: 1 cylinder lock with 2 keys, 1 steel wire with sheath, 1 front pin assembly, 1 back pin assembly

KEY LOCK
Cylinder closure "C0" supplied as standard.
See Master section

LOCK WITH DIGITAL CODE (CODE)

11

ART.		
M 53 V000 E2 00 00 00	E2	bar opening/closing
M 53 V000 T2 00 00 00	T2	door+bar opening/closing

ART. REMOTE CONTROL	
M 00 VRC0 00 00 00 00	Receiver module with remote control
M 00 VRC0 00 00 01 00	Additional remote control

REAR PANEL

12

ART.	Dim. mm
M 50 W100 P0 00 00 _ _	1019x1000 H
M 50 W150 P0 00 00 _ _	1019x1500 H
M 50 W200 P0 00 00 _ _	1019x2000 H
M 50 W225 P0 00 00 _ _	1019x2250 H
M 50 W250 P0 00 00 _ _	1019x2500 H
M 50 W300 P0 00 00 _ _	1019x3000 H

A back panel must be fitted to each third bay

SIDE PANEL

13

ART.	Dim. mm
M 03 W100 L0 00 00 _ _	18x725x1000 H
M 03 W125 L0 00 00 _ _	18x725x1250 H
M 03 W150 L0 00 00 _ _	18x725x1500 H

CROSS BRACINGS

14

ART.	For shelves height
M 50 X150 00 00 00 _ _	1500/2250
M 50 X250 00 00 00 _ _	2500/3000

A cross bracing must be fitted to each third bay

! ALL INDICATED LOAD CAPACITY VALUES ARE NET AND REFER TO EVENLY DISTRIBUTED WEIGHTS

SYSTEM SR-MASTER

15

FLEXIBLE EXTENSION DRAWERS

ART. WHIT Dark Grey plastic kit	ART. NO plastic kit*	Usable dim. mm	Front H mm	kg	
M 53 C050 01 10 0F _ _	M 53 C050 01 00 0F _ _	906x600x31 H	50	50 - 75 - 100	100% - 96% - 92%
M 53 C075 01 10 0F _ _	M 53 C075 01 00 0F _ _	906x600x56 H	75	50 - 75 - 100	100% - 96% - 92%
M 53 C100 01 10 0F _ _	M 53 C100 01 00 0F _ _	906x600x81 H	100	50 - 75 - 100	100% - 96% - 92%
M 53 C125 01 10 0F _ _	M 53 C125 01 00 0F _ _	906x600x106 H	125	50 - 75 - 100	100% - 96% - 92%
M 53 C150 01 10 0F _ _	M 53 C150 01 00 0F _ _	906x600x131 H	150	50 - 75 - 100	100% - 96% - 92%
M 53 C200 01 10 0F _ _	M 53 C200 01 00 0F _ _	906x600x181 H	200	50 - 75 - 100	100% - 96% - 92%
M 53 C250 01 10 0F _ _	M 53 C250 01 00 0F _ _	906x600x231 H	250	50 - 75 - 100	100% - 96% - 92%
M 53 C300 01 10 0F _ _	M 53 C300 01 00 0F _ _	906x600x281 H	300	50 - 75 - 100	100% - 96% - 92%

*MATCH THE ITEM NUMBER TO ONE OF THE PLASTIC KITS AVAILABLE IN THE TABLE BELOW

16

TELESCOPIC EXTRACTION DRAWERS

ART. WHIT Dark Grey plastic kit	ART. NO plastic kit*	Usable dim. mm	Front H mm	kg	
M 53 C075 01 10 0T _ _	M 53 C075 01 00 0T _ _	906x600x56 H	75	200	100%
M 53 C100 01 10 0T _ _	M 53 C100 01 00 0T _ _	906x600x81 H	100	200	100%
M 53 C125 01 10 0T _ _	M 53 C125 01 00 0T _ _	906x600x106 H	125	200	100%
M 53 C150 01 10 0T _ _	M 53 C150 01 00 0T _ _	906x600x131 H	150	200	100%
M 53 C200 01 10 0T _ _	M 53 C200 01 00 0T _ _	906x600x181 H	200	200	100%
M 53 C250 01 10 0T _ _	M 53 C250 01 00 0T _ _	906x600x231 H	250	200	100%
M 53 C300 01 10 0T _ _	M 53 C300 01 00 0T _ _	906x600x281 H	300	200	100%

*MATCH THE ITEM NUMBER TO ONE OF THE PLASTIC KITS AVAILABLE IN THE TABLE BELOW

PLASTIC KIT
FOR DRAWERS AND RETRACTABLE SHELVES

PLASTIC COLOURS	ART.
MEDITERRANEAN BLUE	M 50 PLS1 00 00 00 M1
SKY BLUE	M 50 PLS1 00 00 00 M2
GLAMOUR RED	M 50 PLS1 00 00 00 M3
RED CARPET	M 50 PLS1 00 00 00 M4
JUICY ORANGE	M 50 PLS1 00 00 00 M5
SUNNY YELLOW	M 50 PLS1 00 00 00 M6
FOREST GREEN	M 50 PLS1 00 00 00 M7

17

FLEXIBLE EXTENSIBLE SHELVES

ART. WHIT Dark Grey plastic kit	ART. NO plastic kit*	Usable dim. mm	Front H mm	kg	
M 53 C057 01 10 0F _ _	M 53 C057 01 00 0F _ _	906x600	70	50 - 75 - 100	100% - 96% - 92%

*MATCH THE ITEM NUMBER TO ONE OF THE PLASTIC KITS AVAILABLE IN THE TABLE ON THE LEFT

18

TELESCOPIC EXTENSIBLE SHELVES

ART. WHIT Dark Grey plastic kit	ART. NO plastic kit*	Usable dim. mm	Front H mm	kg	
M 53 C057 01 10 0T _ _	M 53 C057 01 00 0T _ _	906x600	70	200	100%

*MATCH THE ITEM NUMBER TO ONE OF THE PLASTIC KITS AVAILABLE IN THE TABLE ON THE LEFT

SYSTEM SR-MASTER

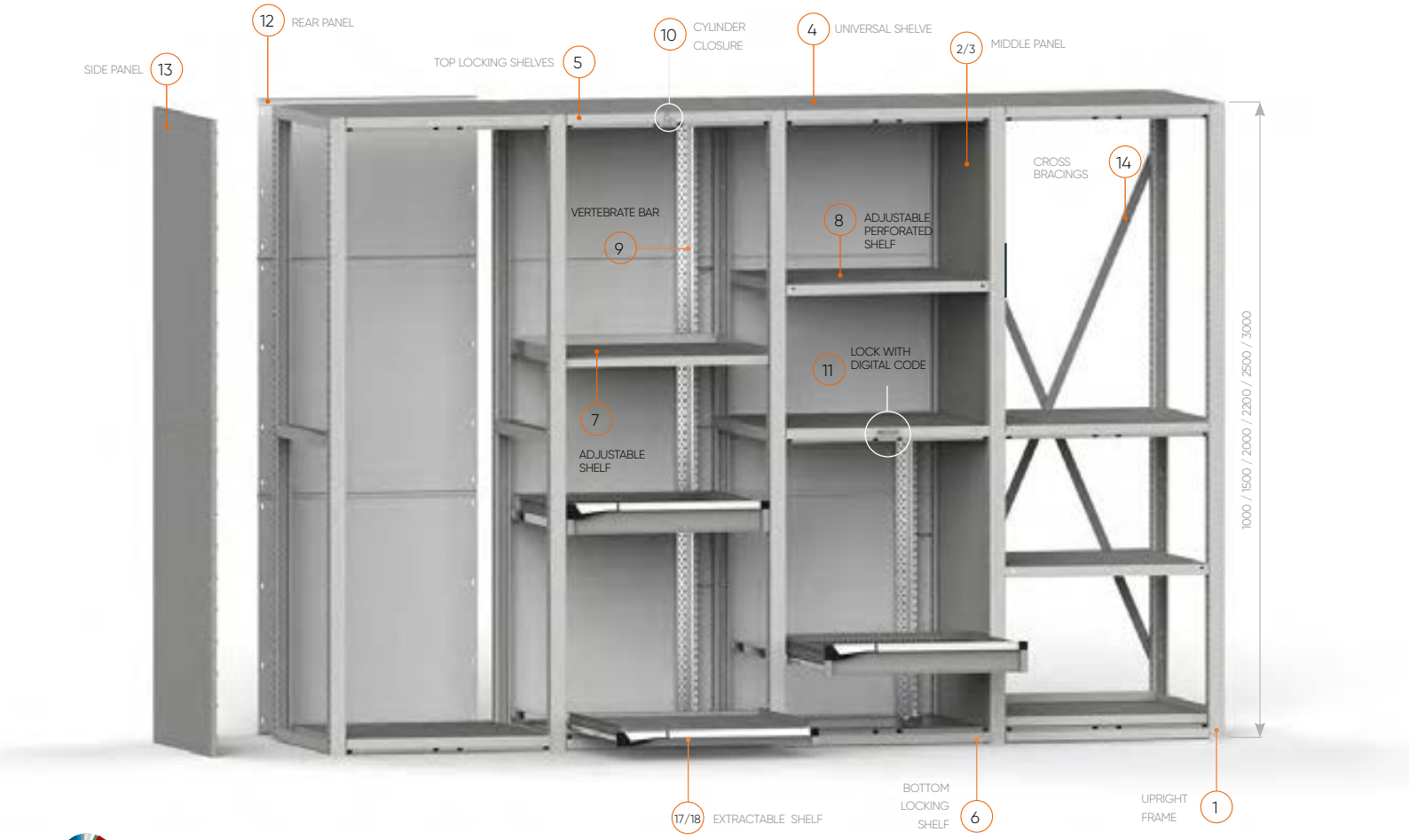

METAL COLOUR

GREY RAL 7000	GREEN RAL 6011	BLUE RAL 5012	GREY RAL 7035	GREY WHITE RAL 9002	RUBY RED RAL 3003	GENTIAN BLUE RAL 5010	PURE WHITE RAL 9010	ANTHRACITE GREY RAL 7016	BLUE CAPRI RAL 5019
.01	.02	.04	.08	.1F	.1G	.34	.35	.39	.48

UPRIGHT FRAMES

1

ART.	Dim. mm
M 03 F100 00 00 01 _ _	51x726x1000 H
M 03 F150 00 00 01 _ _	51x726x1500 h
M 03 F200 00 00 01 _ _	51x726x2000 H
M 03 F225 00 00 01 _ _	51x726x2250 H
M 03 F250 00 00 01 _ _	51x726x2500 H
M 03 F300 00 00 01 _ _	51x726x3000 H

COMPLETE WITH CLOSING CAPS

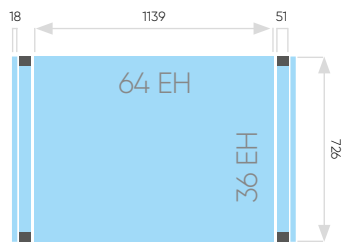

Depth = 726 mm
Side PANEL = 18 mm
Working span = 1139 mm
Upright = 51 mm

MIDDLE PANELS

H side	2 BOTTOM WALL ART.	Dim. mm H	3 TOP WALL ART.	Dim. mm H
1000	-	1000	-	-
1500	-	1500	-	-
2000	M 03 W100 M0 20 00 _ _	1000	M 03 W100 M0 10 00 _ _	1000
2250	M 03 W100 M0 20 00 _ _	1000	M 03 W125 M0 10 00 _ _	1250
2500	M 03 W100 M0 20 00 _ _	1000	M 03 W150 M0 10 00 _ _	1500
3000	M 03 W100 M0 20 00 _ _	1000	M 03 W100 M0 10 00* _ _	1000

*For the 3000 mm height, two top middle walls are required to seal the side

UNIVERSAL SHELF

4

ART.	Dim. mm
M 63 PT46 00 10 00 _ _	1139x724x46 H

CAPACITY 250 kg

TOP LOCKING SHELVES

5

ART.	Dim. mm
M 63 PS46 00 10 00 _ _	1139x724x46 H

CAPACITY 150 kg

BOTTOM LOCKING SHELVES

6

ART.	Dim. mm
M 63 PS46 10 10 00 _ _	1139x724x46 H

CAPACITY 150 kg

ADJUSTABLE SHELF

7

ART.	Dim. mm
M 63 PR25 00 00 01 _ _	1133x631x60 H

CAN BE FITTED FRONTALLY TO THE VERTEBRATE BAR
CAPACITY 150 kg

ADJUSTABLE PERFORATED SHELF

8

ART.	Dim. mm
M 63 PR35 10 00 01 _ _	1139x721x35 H

MAY NOT BE INSERTED IN THE PRESENCE OF A VERTEBRATE BAR
CAPACITY 300 kg

VERTEBRATE BAR

9

ART.	bar H mm
M 00 V030 00 00 00 00	300
M 00 V050 00 00 00 00	500
M 00 V060 00 00 00 00	600
M 00 V070 00 00 00 00	700
M 00 V075 00 00 00 00	750
M 00 V090 00 00 00 00	900
M 00 V105 00 00 00 00	1050
M 00 V122 00 00 00 00	1225
M 00 V140 00 00 00 00	1400
M 00 V152 00 00 00 00	1525
M 00 V190 00 00 00 00	1900

It is necessary to fit an anti-tilt rod if drawers or extension shelves are installed

CYLINDER CLOSURE (KEY)

10

ART.		
M 63 V000 C0 00 00 00	C0	cylinder lock with different numbering
M 63 V000 C1 00 00 00	C1	cylinder lock for sets of 160 numbers
M 63 V000 C2 00 00 00	C2	cylinder lock for same numbering

COMPLETE WITH: 1 cylinder lock with 2 keys, 1 steel wire with sheath, 1 front pin assembly, 1 back pin assembly

KEY LOCK
Cylinder closure "C0" supplied as standard.
See Master section

LOCK WITH DIGITAL CODE (CODE)

11

ART.		
M 63 V000 E2 00 00 00	E2	bar opening/closing
M 63 V000 T2 00 00 00	T2	door+bar opening/closing

ART. REMOTE CONTROL	
M 00 VRC0 00 00 00 00	Receiver module with remote control
M 00 VRC0 00 00 01 00	Additional remote control

REAR PANEL

12

ART.	Dim. mm
M 60 W100 P0 00 00 _ _	1189x1000 H
M 60 W150 P0 00 00 _ _	1189x1500 H
M 60 W200 P0 00 00 _ _	1189x2000 H
M 60 W225 P0 00 00 _ _	1189x2250 H
M 60 W250 P0 00 00 _ _	1189x2500 H
M 60 W300 P0 00 00 _ _	1189x3000 H

A back panel must be fitted to each third bay

SIDE PANEL

13

ART.	Dim. mm
M 03 W100 L0 00 00 _ _	18x725x1000 H
M 03 W125 L0 00 00 _ _	18x725x1250 H
M 03 W150 L0 00 00 _ _	18x725x1500 H

CROSS BRACINGS

14

ART.	For shelves height
M 60 X150 00 00 00 _ _	1500/2250
M 60 X250 00 00 00 _ _	2500/3000

A cross bracing must be fitted to each third bay

! ALL INDICATED LOAD CAPACITY VALUES ARE NET AND REFER TO EVENLY DISTRIBUTED WEIGHTS

SYSTEM SR-MASTER

15

FLEXIBLE EXTENSION DRAWERS

ART. WHIT Dark Grey plastic kit	ART. NO plastic kit*	Usable dim. mm	Front H mm	kg	
M 63 C075 01 10 0F _ _	M 63 C075 01 00 0F _ _	1076x600x56 H	75	50 - 75 - 100	100% - 96% - 92%
M 63 C100 01 10 0F _ _	M 63 C100 01 00 0F _ _	1076x600x81 H	100	50 - 75 - 100	100% - 96% - 92%
M 63 C125 01 10 0F _ _	M 63 C125 01 00 0F _ _	1076x600x106 H	125	50 - 75 - 100	100% - 96% - 92%
M 63 C150 01 10 0F _ _	M 63 C150 01 00 0F _ _	1076x600x131 H	150	50 - 75 - 100	100% - 96% - 92%
M 63 C200 01 10 0F _ _	M 63 C200 01 00 0F _ _	1076x600x181 H	200	50 - 75 - 100	100% - 96% - 92%
M 63 C250 01 10 0F _ _	M 63 C250 01 00 0F _ _	1076x600x231 H	250	50 - 75 - 100	100% - 96% - 92%
M 63 C300 01 10 0F _ _	M 63 C300 01 00 0F _ _	1076x600x281 H	300	50 - 75 - 100	100% - 96% - 92%

*MATCH THE ITEM NUMBER TO ONE OF THE PLASTIC KITS AVAILABLE IN THE TABLE BELOW

16

TELESCOPIC EXTRACTION DRAWERS

ART. WHIT Dark Grey plastic kity	ART. NO plastic kit*	Usable dim. mm	Front H mm	kg	
M 63 C075 01 10 0T _ _	M 63 C075 01 00 0T _ _	1076x600x56 H	75	200	100%
M 63 C100 01 10 0T _ _	M 63 C100 01 00 0T _ _	1076x600x81 H	100	200	100%
M 63 C125 01 10 0T _ _	M 63 C125 01 00 0T _ _	1076x600x106 H	125	200	100%
M 63 C150 01 10 0T _ _	M 63 C150 01 00 0T _ _	1076x600x131 H	150	200	100%
M 63 C200 01 10 0T _ _	M 63 C200 01 00 0T _ _	1076x600x181 H	200	200	100%
M 63 C250 01 10 0T _ _	M 63 C250 01 00 0T _ _	1076x600x231 H	250	200	100%
M 63 C300 01 10 0T _ _	M 63 C300 01 00 0T _ _	1076x600x281 H	300	200	100%

*MATCH THE ITEM NUMBER TO ONE OF THE PLASTIC KITS AVAILABLE IN THE TABLE BELOW

PLASTIC KIT

FOR DRAWERS AND RETRACTABLE SHELVES

PLASTIC COLOURS	ART.
MEDITERRANEAN BLUE	M 60 PLS1 00 00 00 M1
SKY BLUE	M 60 PLS1 00 00 00 M2
GLAMOUR RED	M 60 PLS1 00 00 00 M3
RED CARPET	M 60 PLS1 00 00 00 M4
JUICY ORANGE	M 60 PLS1 00 00 00 M5
SUNNY YELLOW	M 60 PLS1 00 00 00 M6
FOREST GREEN	M 60 PLS1 00 00 00 M7

17

FLEXIBLE EXTENSIBLE SHELVES

ART. WHIT Dark Grey plastic kit	ART. NO plastic kit*	Usable dim. mm	Front H mm	kg	
M 63 C057 01 10 0F _ _	M 63 C057 01 00 0F _ _	1076x600	70	50 - 75 - 100	100% - 96% - 92%

*MATCH THE ITEM NUMBER TO ONE OF THE PLASTIC KITS AVAILABLE IN THE TABLE ON THE LEFT

18

TELESCOPIC EXTENSIBLE SHELVES

ART. WHIT Dark Grey plastic kit	ART. NO plastic kit*	Usable dim. mm	Front H mm	kg	
M 63 C057 01 10 0T _ _	M 63 C057 01 00 0T _ _	1076x600	70	200	100%

*MATCH THE ITEM NUMBER TO ONE OF THE PLASTIC KITS AVAILABLE IN THE TABLE ON THE LEFT

SYSTEM SR-MASTER

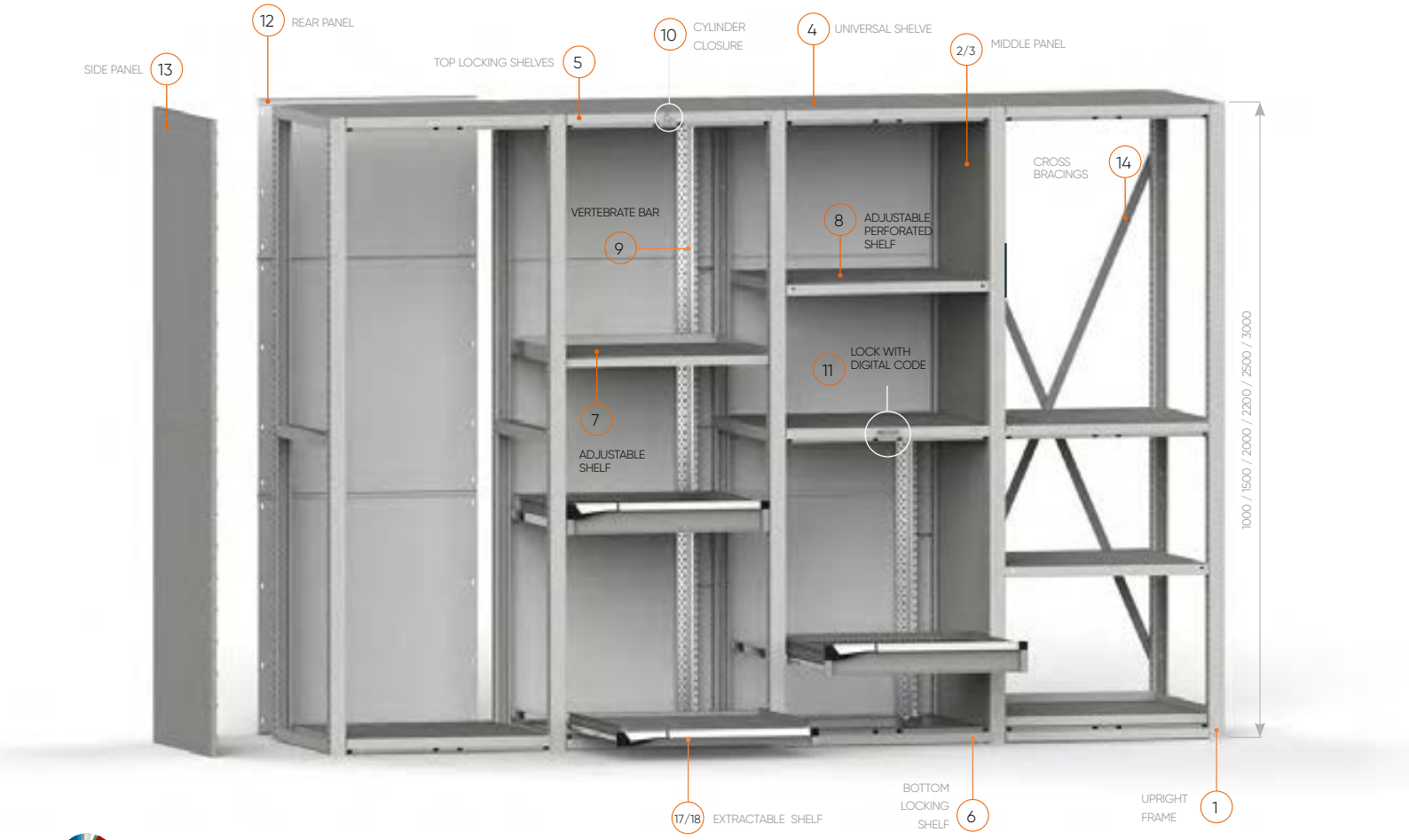

METAL COLOUR

GREY RAL 7000	GREEN RAL 6011	BLUE RAL 5012	GREY RAL 7035	GREY WHITE RAL 9002	RUBY RED RAL 3003	GENTIAN BLUE RAL 5010	PURE WHITE RAL 9010	ANTHRACITE GREY RAL 7016	BLUE CAPRI RAL 5019
.01	.02	.04	.08	.1F	.1G	.34	.35	.39	.48

UPRIGHT FRAMES

1

ART.	Dim. mm
M 03 F100 00 00 01 _ _	51x726x1000 H
M 03 F150 00 00 01 _ _	51x726x1500 H
M 03 F200 00 00 01 _ _	51x726x2000 H
M 03 F225 00 00 01 _ _	51x726x2250 H
M 03 F250 00 00 01 _ _	51x726x2500 H
M 03 F300 00 00 01 _ _	51x726x3000 H

COMPLETE WITH CLOSING CAPS

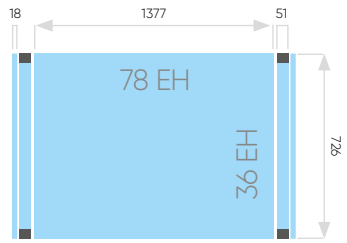

Depth = 726 mm
Side PANEL = 18 mm
Working span = 1377 mm
Upright = 51 mm

MIDDLE PANELS

H side	2 BOTTOM WALL ART.	Dim. mm H	3 TOP WALL ART.	Dim. mm H
1000	-	-	-	-
1500	-	-	-	-
2000	M 03 W100 M0 20 00 _ _	1000	M 03 W100 M0 10 00 _ _	1000
2250	M 03 W100 M0 20 00 _ _	1000	M 03 W125 M0 10 00 _ _	1250
2500	M 03 W100 M0 20 00 _ _	1000	M 03 W150 M0 10 00 _ _	1500
3000	M 03 W100 M0 20 00 _ _	1000	M 03 W100 M0 10 00* _ _	1000

*For the 3000 mm height, two top middle walls are required to seal the side

UNIVERSAL SHELF

4

ART.	Dim. mm
M 73 PT46 00 10 00 _ _	1377x724x46 H

CAPACITY 250 kg

TOP LOCKING SHELVES

5

ART.	Dim. mm
M 73 PS46 00 10 00 _ _	1377x724x46 H

CAPACITY 150 kg

BOTTOM LOCKING SHELVES

6

ART.	Dim. mm
M 73 PS46 10 10 00 _ _	1377x724x46 H

CAPACITY 150 kg

ADJUSTABLE PERFORATED SHELF

7

ART.	Dim. mm
M 73 PR25 00 00 01 _ _	1371x631x60 H

CAN BE FITTED FRONTALLY TO THE VERTEBRATE BAR
CAPACITY 150 kg

ADJUSTABLE PERFORATED SHELF

8

ART.	Dim. mm
M 73 PR35 10 00 01 _ _	1377x721x35 H

MAY NOT BE INSERTED IN THE PRESENCE OF A VERTEBRATE BAR
CAPACITY 300 kg

VERTEBRATE BAR

9

ART.	bar H mm
M 00 V030 00 00 00 00	300
M 00 V050 00 00 00 00	500
M 00 V060 00 00 00 00	600
M 00 V070 00 00 00 00	700
M 00 V075 00 00 00 00	750
M 00 V090 00 00 00 00	900
M 00 V105 00 00 00 00	1050
M 00 V122 00 00 00 00	1225
M 00 V140 00 00 00 00	1400
M 00 V152 00 00 00 00	1525
M 00 V190 00 00 00 00	1900

It is necessary to fit an anti-tilt rod if drawers or extension shelves are installed

CYLINDER CLOSURE (KEY)

10

ART.		
M 73 V000 C0 00 00 00	C0	cylinder lock with different numbering
M 73 V000 C1 00 00 00	C1	cylinder lock for sets of 160 numbers
M 73 V000 C2 00 00 00	C2	cylinder lock for same numbering

COMPLETE WITH: 1 cylinder lock with 2 keys, 1 steel wire with sheath, 1 front pin assembly, 1 back pin assembly

KEY LOCK
Cylinder closure "C0" supplied as standard.
See Master section

LOCK WITH DIGITAL CODE (CODE)

11

ART.		
M 73 V000 E2 00 00 00	E2	bar opening/closing
M 73 V000 T2 00 00 00	T2	door+bar opening/closing

ART. REMOTE CONTROL	
M 00 VRC0 00 00 00 00	Receiver module with remote control
M 00 VRC0 00 00 01 00	Additional remote control

REAR PANEL

12

ART.	Dim. mm
M 70 W100 P0 00 00 _ _	1427x1000 H
M 70 W150 P0 00 00 _ _	1427x1500 H
M 70 W200 P0 00 00 _ _	1427x2000 H
M 70 W225 P0 00 00 _ _	1427x2250 H
M 70 W250 P0 00 00 _ _	1427x2500 H
M 70 W300 P0 00 00 _ _	1427x3000 H

A back panel must be fitted to each third bay

SIDE PANEL

13

ART.	Dim. mm
M 03 W100 L0 00 00 _ _	18x725x1000 H
M 03 W125 L0 00 00 _ _	18x725x1250 H
M 03 W150 L0 00 00 _ _	18x725x1500 H

CROSS BRACINGS

14

ART.	For shelves height
M 70 X150 00 00 00 _ _	1500/2250
M 70 X250 00 00 00 _ _	2500/3000

A cross bracing must be fitted to each third bay

! ALL INDICATED LOAD CAPACITY VALUES ARE NET AND REFER TO EVENLY DISTRIBUTED WEIGHTS

SYSTEM SR-MASTER

FLEXIBLE EXTENSION DRAWERS

ART. WHIT Dark Grey plastic kity	ART. NO plastic kit*	Usable dim. mm	Front H mm	kg	
M 73 C075 01 10 0F _ _	M 73 C075 01 00 0F _ _	1314x600x56 H	75	50 - 75 - 100	100% - 96% - 92%
M 73 C100 01 10 0F _ _	M 73 C100 01 00 0F _ _	1314x600x81 H	100	50 - 75 - 100	100% - 96% - 92%
M 73 C125 01 10 0F _ _	M 73 C125 01 00 0F _ _	1314x600x106 H	125	50 - 75 - 100	100% - 96% - 92%
M 73 C150 01 10 0F _ _	M 73 C150 01 00 0F _ _	1314x600x131 H	150	50 - 75 - 100	100% - 96% - 92%
M 73 C200 01 10 0F _ _	M 73 C200 01 00 0F _ _	1314x600x181 H	200	50 - 75 - 100	100% - 96% - 92%
M 73 C250 01 10 0F _ _	M 73 C250 01 00 0F _ _	1314x600x231 H	250	50 - 75 - 100	100% - 96% - 92%
M 73 C300 01 10 0F _ _	M 73 C300 01 00 0F _ _	1314x600x281 H	300	50 - 75 - 100	100% - 96% - 92%

*MATCH THE ITEM NUMBER TO ONE OF THE PLASTIC KITS AVAILABLE IN THE TABLE BELOW

TELESCOPIC EXTRACTION DRAWERS

ART. WHIT Dark Grey plastic kity	ART. NO plastic kit*	Usable dim. mm	Front H mm	kg	
M 73 C075 01 10 0T _ _	M 73 C075 01 00 0T _ _	1314x600x56 H	75	200	100%
M 73 C100 01 10 0T _ _	M 73 C100 01 00 0T _ _	1314x600x81 H	100	200	100%
M 73 C125 01 10 0T _ _	M 73 C125 01 00 0T _ _	1314x600x106 H	125	200	100%
M 73 C150 01 10 0T _ _	M 73 C150 01 00 0T _ _	1314x600x131 H	150	200	100%
M 73 C200 01 10 0T _ _	M 73 C200 01 00 0T _ _	1314x600x181 H	200	200	100%
M 73 C250 01 10 0T _ _	M 73 C250 01 00 0T _ _	1314x600x231 H	250	200	100%
M 73 C300 01 10 0T _ _	M 73 C300 01 00 0T _ _	1314x600x281 H	300	200	100%

*MATCH THE ITEM NUMBER TO ONE OF THE PLASTIC KITS AVAILABLE IN THE TABLE BELOW

PLASTIC KIT
FOR DRAWERS AND RETRACTABLE SHELVES

PLASTIC COLOURS	ART.
MEDITERRANEAN BLUE	M 70 PLS1 00 00 00 M1
SKY BLUE	M 70 PLS1 00 00 00 M2
GLAMOUR RED	M 70 PLS1 00 00 00 M3
RED CARPET	M 70 PLS1 00 00 00 M4
JUICY ORANGE	M 70 PLS1 00 00 00 M5
SUNNY YELLOW	M 70 PLS1 00 00 00 M6
FOREST GREEN	M 70 PLS1 00 00 00 M7

FLEXIBLE EXTENSIBLE SHELVES

ART. WHIT Dark Grey plastic kity	**ART.** NO plastic kit*	Usable dim. mm	Front H mm	kg	
M 73 C057 01 10 0F _ _	**M 73 C057 01 00 0F _ _**	1314x600	70	50 - 75 - 100	100% - 96% - 92%

*MATCH THE ITEM NUMBER TO ONE OF THE PLASTIC KITS AVAILABLE IN THE TABLE ON THE LEFT

TELESCOPIC EXTENSIBLE SHELVES

ART. WHIT Dark Grey plastic kity	**ART.** NO plastic kit*	Usable dim. mm	Front H mm	kg	
M 73 C057 01 10 0T _ _	**M 73 C057 01 00 0T _ _**	1314x600	70	200	100%

*MATCH THE ITEM NUMBER TO ONE OF THE PLASTIC KITS AVAILABLE IN THE TABLE ON THE LEFT

SYSTEM SR-MASTER

PLASTIC KIT COLOURS

8 colours for plastic accessories

DARK GREY	MEDITERRANEAN BLUE	SKY BLUE	GLAMOUR RED	RED CARPET	JUICE ORANGE	SUNNY YELLOW	FOREST GREEN

PLASTIC KIT
CYLINDER LOCK

PLASTIC COLOUR	**ART.** for single door	**ART.** for double doors
MEDITERRANEAN BLUE	M 00 PLS0 00 00 20 M1	M 00 PLS0 00 00 30 M1
SKY BLUE	M 00 PLS0 00 00 20 M2	M 00 PLS0 00 00 30 M2
GLAMOUR RED	M 00 PLS0 00 00 20 M3	M 00 PLS0 00 00 30 M3
RED CARPET	M 00 PLS0 00 00 20 M4	M 00 PLS0 00 00 30 M4
JUICY ORANGE	M 00 PLS0 00 00 20 M5	M 00 PLS0 00 00 30 M5
SUNNY YELLOW	M 00 PLS0 00 00 20 M6	M 00 PLS0 00 00 30 M6
FOREST GREEN	M 00 PLS0 00 00 20 M7	M 00 PLS0 00 00 30 M7

PLASTIC KIT
NUMERICAL CODE

PLASTIC COLOUR	**ART.** for single door	**ART.** for double doors
MEDITERRANEAN BLUE	M 00 PLS0 00 00 21 M1	M 00 PLS0 00 00 31 M1
SKY BLUE	M 00 PLS0 00 00 21 M2	M 00 PLS0 00 00 31 M2
GLAMOUR RED	M 00 PLS0 00 00 21 M3	M 00 PLS0 00 00 31 M3
RED CARPET	M 00 PLS0 00 00 21 M4	M 00 PLS0 00 00 31 M4
JUICY ORANGE	M 00 PLS0 00 00 21 M5	M 00 PLS0 00 00 31 M5
SUNNY YELLOW	M 00 PLS0 00 00 21 M6	M 00 PLS0 00 00 31 M6
FOREST GREEN	M 00 PLS0 00 00 21 M7	M 00 PLS0 00 00 31 M7

PLASTIC KIT
FOR SLIDING DOORS

PLASTIC COLOUR	**ART.** 2 sliding doors	**ART.** 1 sliding door
MEDITERRANEAN BLUE	M 00 PLS0 00 00 50 M1	M 00 PLS0 00 00 40 M1
SKY BLUE	M 00 PLS0 00 00 50 M2	M 00 PLS0 00 00 40 M2
GLAMOUR RED	M 00 PLS0 00 00 50 M3	M 00 PLS0 00 00 40 M3
RED CARPET	M 00 PLS0 00 00 50 M4	M 00 PLS0 00 00 40 M4
JUICY ORANGE	M 00 PLS0 00 00 50 M5	M 00 PLS0 00 00 40 M5
SUNNY YELLOW	M 00 PLS0 00 00 50 M6	M 00 PLS0 00 00 40 M6
FOREST GREEN	M 00 PLS0 00 00 50 M7	M 00 PLS0 00 00 40 M7

SYSTEM SR-MASTER

HINGED DOORS WITH CYLINDER

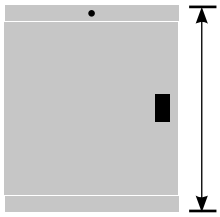

FULL HEIGHT HINGED DOORS - REVERSIBLE

DOOR FOOTPRINT H mm**	TYPE OF CLOSURE	ART. WITH Dark Grey plastic kit	ART. NO Plastic kit*
600	C0 KEY cylinder lock	M30P050C01000_ _	M30P050C00000_ _
	C1 KEY cylinder lock	M30P050C11000_ _	M30P050C10000_ _
	C2 KEY cylinder lock	M30P050C21000_ _	M30P050C20000_ _
700	C0 KEY cylinder lock	M30P060C01000_ _	M30P060C00000_ _
	C1 KEY cylinder lock	M30P060C11000_ _	M30P060C10000_ _
	C2 KEY cylinder lock	M30P060C21000_ _	M30P060C20000_ _

**HEIGHT INCLUDING TOP AND BOTTOM STRENGTHENING SHELVES

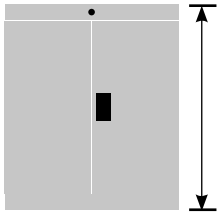

FULL HEIGHT HINGED DOOR PAIR

DOOR FOOTPRINT H mm**	TYPE OF CLOSURE	ART. WITH Dark Grey plastic kit	ART. NO Plastic kit*
850	C0 KEY cylinder lock	M30P075C01010_ _	M30P075C00010_ _
	C1 KEY cylinder lock	M30P075C11010_ _	M30P075C10010_ _
	C2 KEY cylinder lock	M30P075C21010_ _	M30P075C20010_ _
1000	C0 KEY cylinder lock	M30P090C01010_ _	M30P090C00010_ _
	C1 KEY cylinder lock	M30P090C11010_ _	M30P090C10010_ _
	C2 KEY cylinder lock	M30P090C21010_ _	M30P090C20010_ _
1500	C0 KEY cylinder lock	M30P140C01010_ _	M30P140C00010_ _
	C1 KEY cylinder lock	M30P140C11010_ _	M30P140C10010_ _
	C2 KEY cylinder lock	M30P140C21010_ _	M30P140C20010_ _
2000	C0 KEY cylinder lock	M30P190C01010_ _	M30P190C00010_ _
	C1 KEY cylinder lock	M30P190C11010_ _	M30P190C10010_ _
	C2 KEY cylinder lock	M30P190C21010_ _	M30P190C20010_ _

**HEIGHT INCLUDING TOP AND BOTTOM STRENGTHENING SHELVES

HINGED DOORS WITH NUMERICAL CODE

FULL HEIGHT HINGED DOORS - RIGHT-HAND OPENING ONLY

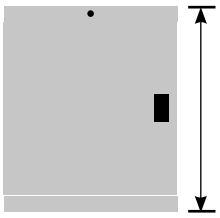

CABINET H mm**	TYPE OF CLOSURE	ART. WITH Dark Grey plastic kit	ART. NO Plastic kit*
600	P5 CODE numerical code	M 30 P050 P5 10 00 _ _	M 30 P050 P5 00 00 _ _
700	P5 CODE numerical code	M 30 P060 P5 10 00 _ _	M 30 P050 P5 00 00 _ _

**HEIGHT INCLUDING TOP AND BOTTOM STRENGTHENING SHELVES

FULL HEIGHT HINGED DOOR PAIR

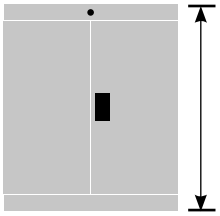

CABINET H mm**	TYPE OF CLOSURE	ART. WITH Dark Grey plastic kit	ART. NO Plastic kit*
850	P5 CODE numerical code	M 30 P075 P5 10 10 _ _	M 30 P075 P5 00 10 _ _
1000	P5 CODE numerical code	M 30 P090 P5 10 10 _ _	M 30 P090 P5 00 10 _ _
1500	P5 CODE numerical code	M 30 P140 P5 10 10 _ _	M 30 P140 P5 00 10 _ _
2000	P5 CODE numerical code	M 30 P190 P5 10 10 _ _	M 30 P190 P5 00 10 _ _

**HEIGHT INCLUDING TOP AND BOTTOM STRENGTHENING SHELVES

SYSTEM SR-MASTER

45 EH

HINGED DOORS WITH CYLINDER

FULL HEIGHT HINGED DOOR PAIR

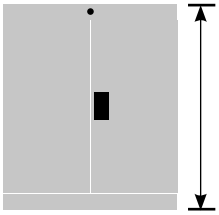

DOOR FOOTPRINT H mm**	TYPE OF CLOSURE	ART. WITH Dark Grey plastic kit	ART. NO Plastic kit*
850	C0 KEY cylinder lock	M 40 P075 C0 10 10 _ _	M 40 P075 C0 00 10 _ _
	C1 KEY cylinder lock	M 40 P075 C1 10 10 _ _	M 40 P075 C1 00 10 _ _
	C2 KEY cylinder lock	M 40 P075 C2 10 10 _ _	M 40 P075 C2 00 10 _ _
1000	C0 KEY cylinder lock	M 40 P090 C0 10 10 _ _	M 40 P090 C0 00 10 _ _
	C1 KEY cylinder lock	M 40 P090 C1 10 10 _ _	M 40 P090 C1 00 10 _ _
	C2 KEY cylinder lock	M 40 P090 C2 10 10 _ _	M 40 P090 C2 00 10 _ _
1500	C0 KEY cylinder lock	M 40 P140 C0 10 10 _ _	M 40 P140 C0 00 10 _ _
	C1 KEY cylinder lock	M 40 P140 C1 10 10 _ _	M 40 P140 C1 00 10 _ _
	C2 KEY cylinder lock	M 40 P140 C2 10 10 _ _	M 40 P140 C2 00 10 _ _
2000	C0 KEY cylinder lock	M 40 P190 C0 10 10 _ _	M 40 P190 C0 00 10 _ _
	C1 KEY cylinder lock	M 40 P190 C1 10 10 _ _	M 40 P190 C1 00 10 _ _
	C2 KEY cylinder lock	M 40 P190 C2 10 10 _ _	M 40 P190 C2 00 10 _ _

**HEIGHT INCLUDING TOP AND BOTTOM STRENGTHENING SHELVES

HINGED DOORS WITH NUMERICAL CODE

FULL HEIGHT HINGED DOOR PAIR

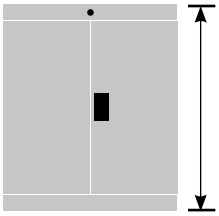

DOOR FOOTPRINT H mm**	TYPE OF CLOSURE	ART. WITH Dark Grey plastic kit	ART. NO Plastic kit*
850	P5 CODE numerical code	M 40 P075 P5 10 10 _ _	M 40 P075 P5 00 10 _ _
1000	P5 CODE numerical code	M 40 P090 P5 10 10 _ _	M 40 P090 P5 00 10 _ _
1500	P5 CODE numerical code	M 40 P140 P5 10 10 _ _	M 40 P140 P5 00 10 _ _
2000	P5 CODE numerical code	M 40 P190 P5 10 10 _ _	M 40 P190 P5 00 10 _ _

**HEIGHT INCLUDING TOP AND BOTTOM STRENGTHENING SHELVES

HINGED DOORS WITH CYLINDER

FULL HEIGHT HINGED DOOR PAIR

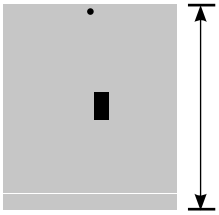

DOOR FOOTPRINT H mm**	TYPE OF CLOSURE	ART. WITH Dark Grey plastic kit	ART. NO Plastic kit*
850	C0 KEY cylinder lock	M 50 P075 C0 10 10 _ _	M 50 P075 C0 00 10 _ _
	C1 KEY cylinder lock	M 50 P075 C1 10 10 _ _	M 50 P075 C1 00 10 _ _
	C2 KEY cylinder lock	M 50 P075 C2 10 10 _ _	M 50 P075 C2 00 10 _ _
1000	C0 KEY cylinder lock	M 50 P090 C0 10 10 _ _	M 50 P090 C0 00 10 _ _
	C1 KEY cylinder lock	M 50 P090 C1 10 10 _ _	M 50 P090 C1 00 10 _ _
	C2 KEY cylinder lock	M 50 P090 C2 10 10 _ _	M 50 P090 C2 00 10 _ _
1500	C0 KEY cylinder lock	M 50 P140 C0 10 10 _ _	M 50 P140 C0 00 10 _ _
	C1 KEY cylinder lock	M 50 P140 C1 10 10 _ _	M 50 P140 C1 00 10 _ _
	C2 KEY cylinder lock	M 50 P140 C2 10 10 _ _	M 50 P140 C2 00 10 _ _
2000	C0 KEY cylinder lock	M 50 P190 C0 10 10 _ _	M 50 P190 C0 00 10 _ _
	C1 KEY cylinder lock	M 50 P190 C1 10 10 _ _	M 50 P190 C1 00 10 _ _
	C2 KEY cylinder lock	M 50 P190 C2 10 10 _ _	M 50 P190 C2 00 10 _ _

**HEIGHT INCLUDING TOP AND BOTTOM STRENGTHENING SHELVES

HINGED DOORS WITH NUMERICAL CODE

FULL HEIGHT HINGED DOOR PAIR

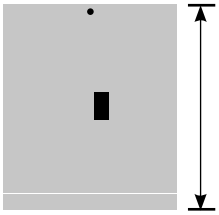

DOOR FOOTPRINT H mm**	TYPE OF CLOSURE	ART. WITH Dark Grey plastic kit	ART. NO Plastic kit*
850	P5 CODE numerical code	M 50 P075 P5 10 10 _ _	M 50 P075 P5 00 10 _ _
1000	P5 CODE numerical code	M 50 P090 P5 10 10 _ _	M 50 P090 P5 00 10 _ _
1500	P5 CODE numerical code	M 50 P140 P5 10 10 _ _	M 50 P140 P5 00 10 _ _
2000	P5 CODE numerical code	M 50 P190 P5 10 10 _ _	M 50 P190 P5 00 10 _ _

**HEIGHT INCLUDING TOP AND BOTTOM STRENGTHENING SHELVES

HINGED DOORS WITH CYLINDER

FULL HEIGHT HINGED DOOR PAIR

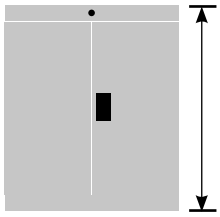

DOOR FOOTPRINT H mm**	TYPE OF CLOSURE	ART. WITH Dark Grey plastic kit	ART. NO Plastic kit*
850	C0 KEY cylinder lock	M60P075C01010_ _	M60P075C00010_ _
	C1 KEY cylinder lock	M60P075C11010_ _	M60P075C10010_ _
	C2 KEY cylinder lock	M60P075C21010_ _	M60P075C20010_ _
1000	C0 KEY cylinder lock	M60P090C01010_ _	M60P090C00010_ _
	C1 KEY cylinder lock	M60P090C11010_ _	M60P090C10010_ _
	C2 KEY cylinder lock	M60P090C21010_ _	M60P090C20010_ _
1500	C0 KEY cylinder lock	M60P140C01010_ _	M60P140C00010_ _
	C1 KEY cylinder lock	M60P140C11010_ _	M60P140C10010_ _
	C2 KEY cylinder lock	M60P140C21010_ _	M60P140C20010_ _
2000	C0 KEY cylinder lock	M60P190C01010_ _	M60P190C00010_ _
	C1 KEY cylinder lock	M60P190C11010_ _	M60P190C10010_ _
	C2 KEY cylinder lock	M60P190C21010_ _	M60P190C20010_ _

**HEIGHT INCLUDING TOP AND BOTTOM STRENGTHENING SHELVES

HINGED DOORS WITH NUMERICAL CODE

FULL HEIGHT HINGED DOOR PAIR

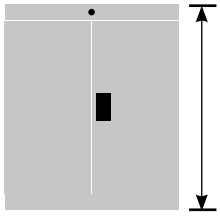

DOOR FOOTPRINT H mm**	TYPE OF CLOSURE	ART. WITH Dark Grey plastic kit	ART. NO Plastic kit*
850	P5 CODE numerical code	M60P075P51010_ _	M60P075P50010_ _
1000	P5 CODE numerical code	M60P090P51010_ _	M60P090P50010_ _
1500	P5 CODE numerical code	M60P140P51010_ _	M60P140P50010_ _
2000	P5 CODE numerical code	M60P190P51010_ _	M60P190P50010_ _

**HEIGHT INCLUDING TOP AND BOTTOM STRENGTHENING SHELVES

HINGED DOORS WITH CYLINDER

FULL HEIGHT HINGED DOOR PAIR

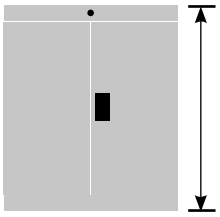

DOOR FOOTPRINT H mm**	TYPE OF CLOSURE	ART. WITH Dark Grey plastic kit	ART. NO Plastic kit*
850	C0 KEY cylinder lock	M70P075C01010 _ _	M70P075C00010 _ _
	C1 KEY cylinder lock	M70P075C11010 _ _	M70P075C10010 _ _
	C2 KEY cylinder lock	M70P075C21010 _ _	M70P075C20010 _ _
1000	C0 KEY cylinder lock	M70P090C01010 _ _	M70P090C00010 _ _
	C1 KEY cylinder lock	M70P090C11010 _ _	M70P090C10010 _ _
	C2 KEY cylinder lock	M70P090C21010 _ _	M70P090C20010 _ _
1500	C0 KEY cylinder lock	M70P140C01010 _ _	M70P140C00010 _ _
	C1 KEY cylinder lock	M70P140C11010 _ _	M70P140C10010 _ _
	C2 KEY cylinder lock	M70P140C21010 _ _	M70P140C20010 _ _
2000	C0 KEY cylinder lock	M70P190C01010 _ _	M70P190C00010 _ _
	C1 KEY cylinder lock	M70P190C11010 _ _	M70P190C10010 _ _
	C2 KEY cylinder lock	M70P190C21010 _ _	M70P190C20010 _ _

**HEIGHT INCLUDING TOP AND BOTTOM STRENGTHENING SHELVES

HINGED DOORS WITH NUMERICAL CODE

FULL HEIGHT HINGED DOOR PAIR

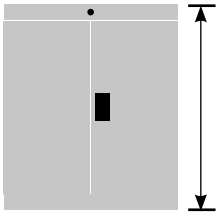

DOOR FOOTPRINT H mm**	TYPE OF CLOSURE	ART. WITH Dark Grey plastic kit	ART. NO Plastic kit*
850	P5 CODE numerical code	M70P075P51010 _ _	M70P075P50010 _ _
1000	P5 CODE numerical code	M70P090P51010 _ _	M70P090P50010 _ _
1500	P5 CODE numerical code	M70P140P51010 _ _	M70P140P50010 _ _
2000	P5 CODE numerical code	M70P190P51010 _ _	M70P190P50010 _ _

**HEIGHT INCLUDING TOP AND BOTTOM STRENGTHENING SHELVES

SYSTEM SR-MASTER

Fami Storage Systems

SYSTEM SR-MASTER

36 EH

PAIR OF SLIDING DOORS WITH CYLINDER



DOOR FOOTPRINT H mm*	TYPE OF CLOSURE		ART. WITH Dark Grey plastic kit	ART. NO plastic kit*
850 (working dim. 750 mm)	C0	KEY cylinder lock	M 30 P075 C0 10 31 _ _	M 30 P075 C0 00 31 _ _
	C1	KEY cylinder lock	M 30 P075 C1 10 31 _ _	M 30 P075 C1 00 31 _ _
	C2	KEY cylinder lock	M 30 P075 C2 10 31 _ _	M 30 P075 C2 00 31 _ _
1000 (working dim. 900 mm)	C0	KEY cylinder lock	M 30 P090 C0 10 31 _ _	M 30 P090 C0 00 31 _ _
	C1	KEY cylinder lock	M 30 P090 C1 10 31 _ _	M 30 P090 C1 00 31 _ _
	C2	KEY cylinder lock	M 30 P090 C2 10 31 _ _	M 30 P090 C2 00 31 _ _
1500 (working dim. 1400 mm)	C0	KEY cylinder lock	M 30 P140 C0 10 31 _ _	M 30 P140 C0 00 31 _ _
	C1	KEY cylinder lock	M 30 P140 C1 10 31 _ _	M 30 P140 C1 00 31 _ _
	C2	KEY cylinder lock	M 30 P140 C2 10 31 _ _	M 30 P140 C2 00 31 _ _
2000 (working dim. 1900 mm)	C0	KEY cylinder lock	M 30 P190 C0 10 31 _ _	M 30 P190 C0 00 31 _ _
	C1	KEY cylinder lock	M 30 P190 C1 10 31 _ _	M 30 P190 C1 00 31 _ _
	C2	KEY cylinder lock	M 30 P190 C2 10 31 _ _	M 30 P190 C2 00 31 _ _

**HEIGHT INCLUDING TOP AND BOTTOM STRENGTHENING SHELVES

PAIR OF SLIDING DOORS WITH CYLINDER



DOOR FOOTPRINT H mm*	TYPE OF CLOSURE		ART. WITH Dark Grey plastic kit	ART. NO plastic kit*
850 (working dim. 750 mm)	C0	KEY cylinder lock	M 50 P075 C0 10 31 _ _	M 50 P075 C0 00 31 _ _
	C1	KEY cylinder lock	M 50 P075 C1 10 31 _ _	M 50 P075 C1 00 31 _ _
	C2	KEY cylinder lock	M 50 P075 C2 10 31 _ _	M 50 P075 C2 00 31 _ _
1000 (working dim. 900 mm)	C0	KEY cylinder lock	M 50 P090 C0 10 31 _ _	M 50 P090 C0 00 31 _ _
	C1	KEY cylinder lock	M 50 P090 C1 10 31 _ _	M 50 P090 C1 00 31 _ _
	C2	KEY cylinder lock	M 50 P090 C2 10 31 _ _	M 50 P090 C2 00 31 _ _
1500 (working dim. 1400 mm)	C0	KEY cylinder lock	M 50 P140 C0 10 31 _ _	M 50 P140 C0 00 31 _ _
	C1	KEY cylinder lock	M 50 P140 C1 10 31 _ _	M 50 P140 C1 00 31 _ _
	C2	KEY cylinder lock	M 50 P140 C2 10 31 _ _	M 50 P140 C2 00 31 _ _
2000 (working dim. 1900 mm)	C0	KEY cylinder lock	M 50 P190 C0 10 31 _ _	M 50 P190 C0 00 31 _ _
	C1	KEY cylinder lock	M 50 P190 C1 10 31 _ _	M 50 P190 C1 00 31 _ _
	C2	KEY cylinder lock	M 50 P190 C2 10 31 _ _	M 50 P190 C2 00 31 _ _

**HEIGHT INCLUDING TOP AND BOTTOM STRENGTHENING SHELVES

SYSTEM SR-MASTER

ROLLER SHUTTER WITH CYLINDER LOCK

36 EH

SHELF H mm	TYPE OF CLOSURE	ART. *
1500 (working dim. 1400 mm)	C0	M 30 S150 C0 00 00 _ _
	C1	M 30 S150 C1 00 00 _ _
	C2	M 30 S150 C2 00 00 _ _
2000 (working dim. 1900 mm)	C0	M 30 S200 C0 00 00 _ _
	C1	M 30 S200 C1 00 00 _ _
	C2	M 30 S200 C2 00 00 _ _

*Shutters and handle exclusively supplied in grey

ROLLER SHUTTER WITH CYLINDER LOCK

54 EH

SHELF H mm	TYPE OF CLOSURE	ART. *
1500 (working dim. 1400 mm)	C0	M 50 S150 C0 00 00 _ _
	C1	M 50 S150 C1 00 00 _ _
	C2	M 50 S150 C2 00 00 _ _
2000 (working dim. 1900 mm)	C0	M 50 S200 C0 00 00 _ _
	C1	M 50 S200 C1 00 00 _ _
	C2	M 50 S200 C2 00 00 _ _

*Shutters and handle exclusively supplied in grey

SHUTTERS ARE COMPATIBLE WITH AND CAN BE USED IN MASTER SERIES CABINETS TOO

ROLLER SHUTTER WITH CYLINDER LOCK

64 EH

SHELF H mm	TYPE OF CLOSURE	ART. *
1500 (working dim. 1400 mm)	C0	M 60 S150 C0 00 00 _ _
	C1	M 60 S150 C1 00 00 _ _
	C2	M 60 S150 C2 00 00 _ _
2000 (working dim. 1900 mm)	C0	M 60 S200 C0 00 00 _ _
	C1	M 60 S200 C1 00 00 _ _
	C2	M 60 S200 C2 00 00 _ _

*Shutters and handle exclusively supplied in grey

ROLLER SHUTTER WITH CYLINDER LOCK

78 EH

SHELF H mm	TYPE OF CLOSURE	ART. *
1500 (working dim. 1400 mm)	C0	M 70 S150 C0 00 00 _ _
	C1	M 70 S150 C1 00 00 _ _
	C2	M 70 S150 C2 00 00 _ _
2000 (working dim. 1900 mm)	C0	M 70 S200 C0 00 00 _ _
	C1	M 70 S200 C1 00 00 _ _
	C2	M 70 S200 C2 00 00 _ _

*Shutters and handle exclusively supplied in grey

ROLL SHUTTER

HINGED DOOR

SLIDING DOOR



INFIL PANELS 27 EH

ART.	H mm
M 02 CP00 00 00 00 _ _	51x471x20 H

INFIL PANELS 36 EH

ART.	H mm
M 03 CP00 00 00 00 _ _	51x624x20 H

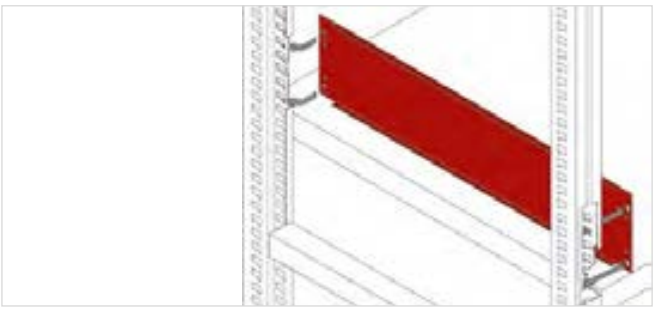

SHELF SIDE PANELS 27 EH

ART.	Dim. mm
M 02 CL15 00 00 00 _ _	567x150 H
M 02 CL20 00 00 00 _ _	567x200 H
M 02 CL25 00 00 00 _ _	567x250 H

FOR SHELVING DEPTH 573 mm

SHELF SIDE PANELS 36 EH

ART.	Dim. mm
M 03 CL15 00 00 00 _ _	720x150 H
M 03 CL20 00 00 00 _ _	720x200 H
M 03 CL25 00 00 00 _ _	720x250 H

FOR SHELVING DEPTH 726 mm

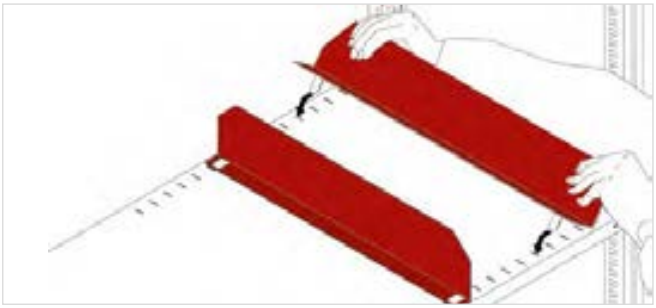

SHELF DIVIDERS 27 EH

ART.	H mm
M 02 SE10 00 00 00 _ _	100
M 02 SE15 00 00 00 _ _	150
M 02 SE20 00 00 00 _ _	200

FOR SHELVING DEPTH 573 mm

SHELF DIVIDERS 36 EH

ART.	H mm
M 03 SE10 00 00 00 _ _	100
M 03 SE15 00 00 00 _ _	150
M 03 SE20 00 00 00 _ _	200

FOR SHELVING DEPTH 726 mm

DRAWING POCKETS

ART.	Dim. mm
C MV 15 005	332x210 H DIN A4
C MV 15 006	218x148 H DIN A5

COLOUR BLACK RAL 9005

MAGNETIC SUPPORT WITH LABEL

ART.	Length mm
F ST 9997 00 00	1000

WITH LABEL AND CELLOPHANE

SPARE LABEL AND CELLOPHANE

ART.	Q.ty pcs
R FST 0007 00	100

MULTIPLEX WORKTOP
ON REQUEST

SPARE PARTS - FIXING

SPARE LOCK
ART. M 00 CSR0 8800 00 00

Spare lock with two keys

SPARE KEY
ART. M 00 CF00 0000 00 00

Always specify the number indicated in the cylinder lock where you wish to replace the key

MASTER KEY
ART. M 00 PF.. 0000 00 00

Available in 23 series, numbered from F 01 to F 23.

Master key seriesF 01	ART. M 00 PF01 00 00 00 00
Master key seriesF 02	ART. M 00 PF02 00 00 00 00
Master key seriesF ..	ART. M 00 PF.. 00 00 00 00

FIXING SET

ART. F SR 8999 00 99

Fixing material including (for 1 upright frame) no. 2 steel floor bolts M10x90 mm for uninterrupted concrete floors equal to or higher than class: C20/25.
Recommended traction of the plug: 5,3 kN
Plug diameter: 10 mm

THE CABINETS MUST BE FIXED TO A FLOOR OR WALL

SPARE HANDLE
ART. M 00 PLS0 0000 22 M0

Replacement door handle available in Dark Grey.

OTHER COLOURS
ON REQUEST

PARTITIONING MATERIAL

36x27 EH

54x27 EH

36x36 EH

45x36 EH

54x36 EH

64x36 EH

78x36 EH

Beta
Palazzoli

SYSTEM SR-MASTER V3

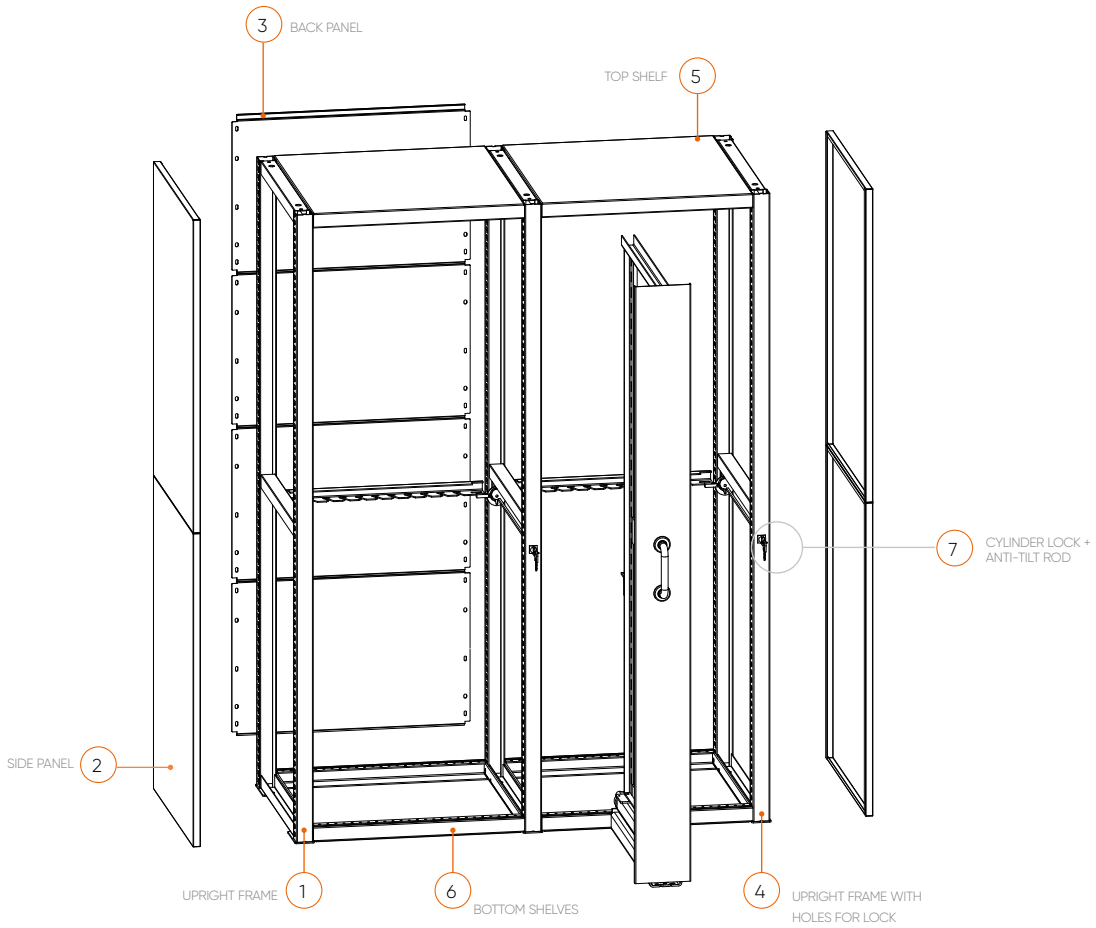

METAL COLOUR

GREY RAL 7000	GREEN RAL 6011	BLUE RAL 5012	GREY RAL 7035	GREY WHITE RAL 9002	RUBY RED RAL 3003	GENTIAN BLUE RAL 5010	PURE WHITE RAL 9010	ANTHRACITE GREY RAL 7016	BLUE CAPRI RAL 5019
.01	.02	.04	.08	.1F	.1G	.34	.35	.39	.48

UPRIGHT FRAMES

1

ART.	Dim. mm
M 03 F200 00 00 01 _ _	51x726x2000 H
M 03 F250 00 00 01 _ _	51x726x2500 H

COMPLETE WITH CLOSING CAPS

UPRIGHT FRAMES WITH HOLES FOR LOCKS

4

ART.	Dim. mm
M 03 F200 10 00 01 _ _	51x726x2000 H
M 03 F250 10 00 01 _ _	51x726x2500 H

COMPLETE WITH CLOSING CAPS

SIDE PANELS

2

ART.	Dim. mm
M 03 W100 L0 00 00 _ _	23x725x1000 H
M 03 W125 L0 00 00 _ _	23x725x1250 H
M 03 W150 L0 00 00 _ _	23x725x1500 H

TOP SHELF

5

ART.	Dim. mm
M 33 PV46 00 00 00 _ _	663x726x46 H

BACK PANELS

3

ART.	Dim. mm
M 30 W200 P0 00 00 _ _	2000 H
M 30 W250 P0 00 00 _ _	2500 H

BOTTOM SHELVES

6

ART.	Dim. mm
M 33 PV46 10 00 00 _ _	663x726x46 H

CYLINDER LOCK (KEY) + ANTI-TILT ROD

7

ART.	TYPE OF CLOSURE
M 33 VV00 C0 00 00 00	DIFFERENT NUMBERS
M 33 VV00 C1 00 00 00	FOR GROUPS OF 160 NUMBERS
M 33 VV00 C2 00 00 00	WITH IDENTICAL NUMBERS

COMPLETE WITH: 1 cylinder lock with 2 keys, 1 sheathed steel cable, 1 front pin assembly, 1 back pin assembly

CYLINDER LOCK (KEY)
The cylinder closure "C0" is supplied as standard.
"C1" or "C2" on request.
See Master section

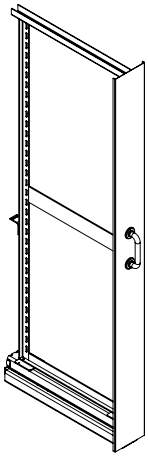

VERTICAL DRAWERS 1 SIDE STORAGE

ART. 1715 mm H	ART. 2215 mm H	Front width mm	Usable width mm	kg
F SR 3110 00 _ _	F SR 3310 00 _ _	100	68	400
F SR 3115 00 _ _	F SR 3315 00 _ _	125	93	400
F SR 3120 00 _ _	F SR 3320 00 _ _	150	118	400
F SR 3125 00 _ _	F SR 3325 00 _ _	175	143	400
F SR 3130 00 _ _	F SR 3330 00 _ _	200	168	400
F SR 3135 00 _ _	F SR 3335 00 _ _	225	193	400
F SR 3140 00 _ _	F SR 3340 00 _ _	250	212	400

Usable height mm	1715	2215
Usable depth mm	620	620
Front height mm	1900	2400
For shelving height mm	2000	2500

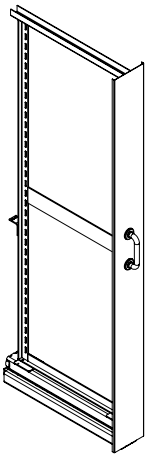

VERTICAL DRAWERS 2 SIDES STORAGE

ART. 1715 mm H	ART. 2215 mm H	Front width mm	Usable width mm	kg
F SR 3610 00 _ _	F SR 3810 00 _ _	150	68+68	400
F SR 3615 00 _ _	F SR 3815 00 _ _	175	68+93	400
F SR 3620 00 _ _	F SR 3820 00 _ _	200	93+93	400
F SR 3625 00 _ _	F SR 3825 00 _ _	200	68+118	400
F SR 3630 00 _ _	F SR 3830 00 _ _	225	93+118	400
F SR 3635 00 _ _	F SR 3835 00 _ _	225	68+143	400
F SR 3640 00 _ _	F SR 3840 00 _ _	250	118+118	400
F SR 3645 00 _ _	F SR 3845 00 _ _	250	93+143	400
F SR 3650 00 _ _	F SR 3850 00 _ _	250	68+168	400

Usable height mm	1715	2215
Usable depth mm	620	620
Front height mm	1900	2400
For shelving height mm	2000	2500

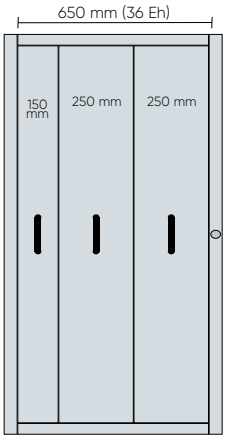



! ALL INDICATED LOAD CAPACITY VALUES ARE NET AND REFER TO EVENLY DISTRIBUTED WEIGHTS

SYSTEM SR-MASTER V4

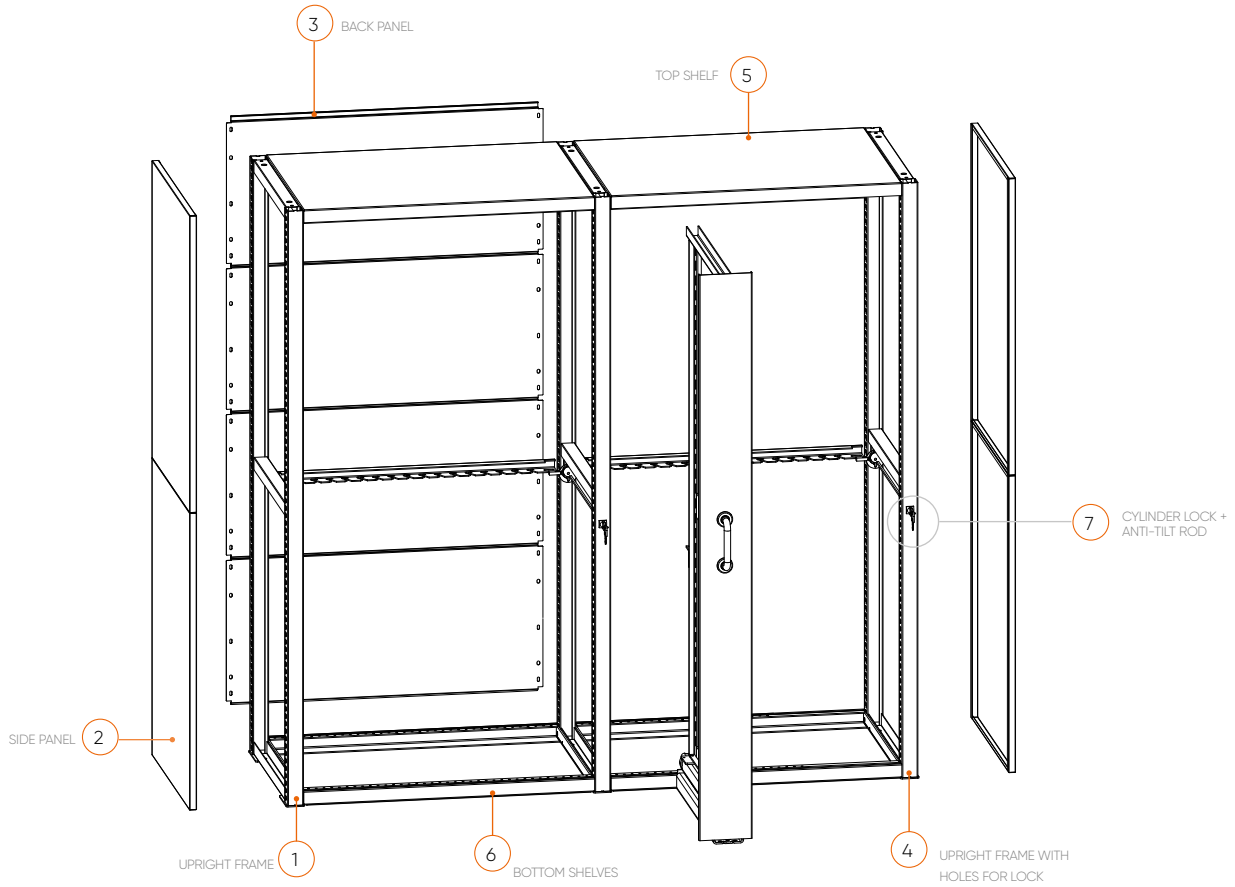

METAL COLOUR

GREY RAL 7000	GREEN RAL 6011	BLUE RAL 5012	GREY RAL 7035	GREY WHITE RAL 9002	RUBY RED RAL 3003	GENTIAN BLUE RAL 5010	PURE WHITE RAL 9010	ANTHRACITE GREY RAL 7016	BLUE CAPRI RAL 5019
.01	.02	.04	.08	.1F	.1G	.34	.35	.39	.48

UPRIGHT FRAMES

1

ART.	Dim. mm
M 03 F200 00 00 01 _ _	51x726x2000 H
M 03 F250 00 00 01 _ _	51x726x2500 H

COMPLETE WITH CLOSING CAPS

UPRIGHT FRAMES WITH HOLES FOR LOCKS

4

ART.	Dim. mm
M 03 F200 10 00 01 _ _	51x726x2000 H
M 03 F250 10 00 01 _ _	51x726x2500 H

COMPLETE WITH CLOSING CAPS

SIDE PANELS

2

ART.	Dim. mm
M 03 W100 L0 00 00 _ _	23x725x1000 H
M 03 W125 L0 00 00 _ _	23x725x1250 H
M 03 W150 L0 00 00 _ _	23x725x1500 H

TOP SHELF

5

ART.	Dim. mm
M 53 PV46 00 00 00 _ _	969x726x46 H

BACK PANELS

3

ART.	Dim. mm
M 50 W200 P0 00 00 _ _	1019x2000 H
M 50 W250 P0 00 00 _ _	1019x2500 H

BOTTOM SHELVES

6

ART.	Dim. mm
M 53 PV46 10 00 00 _ _	969x726x46 H

CYLINDER LOCK (KEY) + ANTI-TILT ROD

7

ART.	TYPE OF CLOSURE
M 53 VV00 C0 00 00 00	DIFFERENT NUMBERS
M 53 VV00 C1 00 00 00	FOR GROUPS OF 160 NUMBERS
M 53 VV00 C2 00 00 00	WITH IDENTICAL NUMBERS

COMPLETE WITH: 1 cylinder lock with 2 keys, 1 sheathed steel cable, 1 front pin assembly, 1 back pin assembly

CYLINDER LOCK (KEY)
The cylinder closure "C0" is supplied as standard.
"C1" or "C2" on request.
See Master section

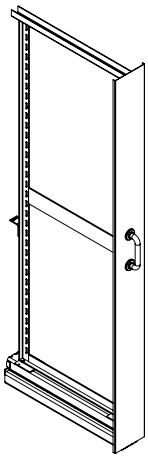

VERTICAL DRAWERS 1 SIDE STORAGE

ART. 1715 mm H	ART. 2215 mm H	Front width mm	Usable width mm	kg
F SR 3110 00 _ _	F SR 3310 00 _ _	100	68	400
F SR 3115 00 _ _	F SR 3315 00 _ _	125	93	400
F SR 3120 00 _ _	F SR 3320 00 _ _	150	118	400
F SR 3125 00 _ _	F SR 3325 00 _ _	175	143	400
F SR 3130 00 _ _	F SR 3330 00 _ _	200	168	400
F SR 3135 00 _ _	F SR 3335 00 _ _	225	193	400
F SR 3140 00 _ _	F SR 3340 00 _ _	250	212	400

Usable height mm	1715	2215
Usable depth mm	620	620
Front height mm	1900	2400
For shelving height mm	2000	2500

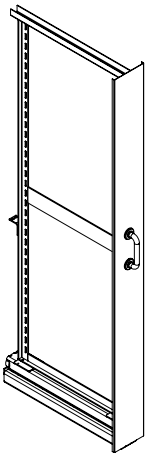

VERTICAL DRAWERS 2 SIDES STORAGE

ART. 1715 mm H	ART. 2215 mm H	Front width mm	Usable width mm	kg
F SR 3610 00 _ _	F SR 3810 00 _ _	150	68+68	400
F SR 3615 00 _ _	F SR 3815 00 _ _	175	68+93	400
F SR 3620 00 _ _	F SR 3820 00 _ _	200	93+93	400
F SR 3625 00 _ _	F SR 3825 00 _ _	200	68+118	400
F SR 3630 00 _ _	F SR 3830 00 _ _	225	93+118	400
F SR 3635 00 _ _	F SR 3835 00 _ _	225	68+143	400
F SR 3640 00 _ _	F SR 3840 00 _ _	250	118+118	400
F SR 3645 00 _ _	F SR 3845 00 _ _	250	93+143	400
F SR 3650 00 _ _	F SR 3850 00 _ _	250	68+168	400

Usable height mm	1715	2215
Usable depth mm	620	620
Front height mm	1900	2400
For shelving height mm	2000	2500

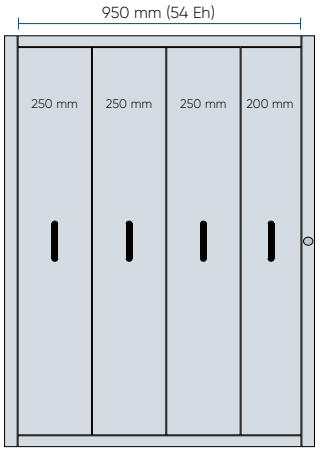





ACCESSORIES

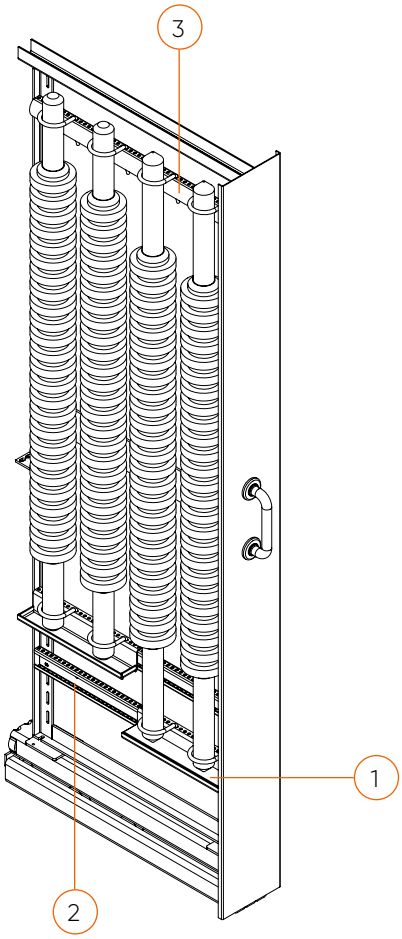

VERTICAL DRAWER
2 SIDES STORAGE

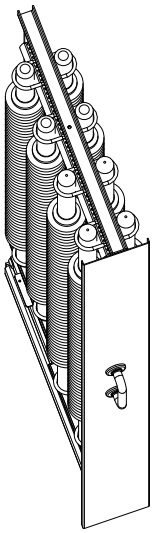

VERTICAL DRAWER
1 SIDE STORAGE

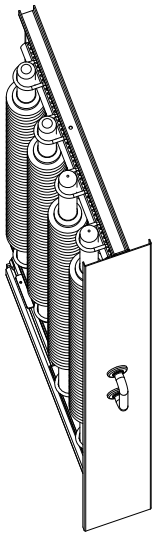

BOTTOM SHELVES WITH WOODEN INSERT

1

ART.	Dim. mm	kg
F SR 4260 01 01	310x50	150
F SR 4265 01 01	310x75	150
F SR 4270 01 01	310x100	150
F SR 4275 01 01	310x125	150
F SR 4280 01 01	310x150	150

TRAVERSE HOLDERS

2

ART.	Dim. mm
F CN 3010 00 01	623x28x50 H

NEOPRENE PROFILE - Colour black

3

ART.	Dim. mm
F CN 3030 00 07	620x17x45 H

VERTICAL DRAWER
2 SIDES STORAGE

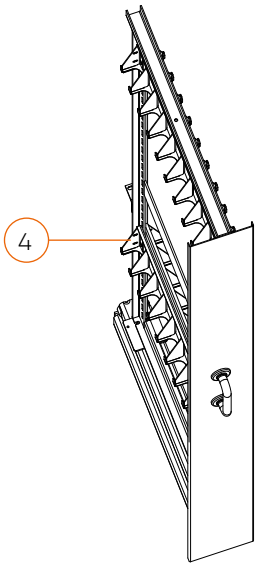

VERTICAL DRAWER
1 SIDE STORAGE

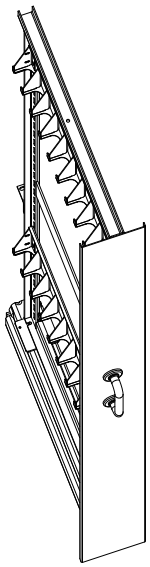

TOOL HANGING FRAME

4

ART.	for tools	flange Ø max. mm	shank Ø max. mm	tool q.ty	width mm	depth mm	for vertical drawer with usable width mm
F CN 3210 00 01	ISO 40	63	50	9	597	56	68
F CN 3220 00 01	ISO 45	82	63	7	597	75	93
F CN 3230 00 01	ISO 50	98	80	5	597	84	118
F CN 3240 00 01	ISO 50	112	80	5	597	100	118
F CN 3250 00 01	ISO 50	98	80	6	623	84	118
F CN 3260 00 01	ISO 55	130	89	4	597	120	143
F CN 3270 00 01	ISO 60	160	109	3	597	140	168



PERFORATED PANEL

ART.	Dim. mm
F SR 4210 00 01	620x500 H
F SR 4215 00 01	620x1715 H
F SR 4225 00 01	620x2215 H

ACCESSORIES

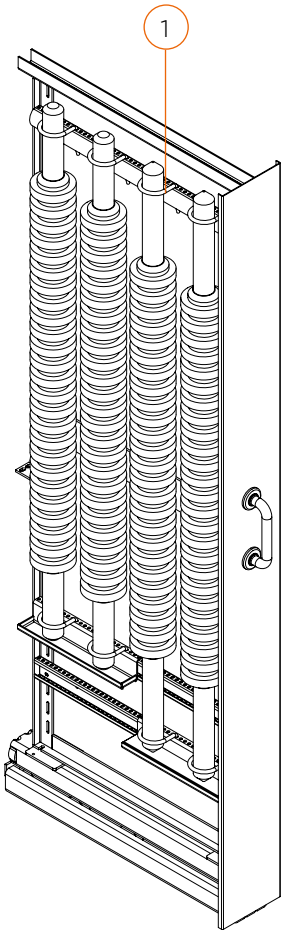

TOOL RETENTION HOLDERS

1

ART.	for tool Ø max. mm	max q.ty retention holders	hole q.ty for retention holders
F CN 3105 00 99	15	16	3
F CN 3110 00 99	27	12	4
F CN 3115 00 99	35	9	5
F CN 3120 00 99	48	8	6
F CN 3125 00 99	60	6	7
F CN 3130 00 99	73	6	8
F CN 3135 00 99	85	5	9
F CN 3140 00 99	98	4	10
F CN 3145 00 99	110	4	11
F CN 3150 00 99	123	4	12
F CN 3155 00 99	135	3	13

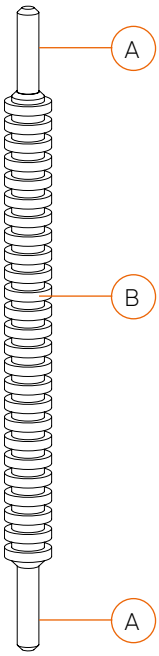

TECHNICAL DIAGRAM OF SAFETY RINGS IN VERTICAL DRAWERS

DRAWER 1 SIDE STORAGE

ART.	drawers front width	tool Ø mm (A)	tool Ø mm (B)
F CN 3115 00 99	100	35	55
F CN 3110 00 99	100	27	68
F CN 3125 00 99	125	60	80
F CN 3120 00 99	125	48	93
F CN 3135 00 99	150	85	105
F CN 3130 00 99	150	73	118
F CN 3145 00 99	175	110	130
F CN 3140 00 99	175	98	143
F CN 3155 00 99	200	135	155

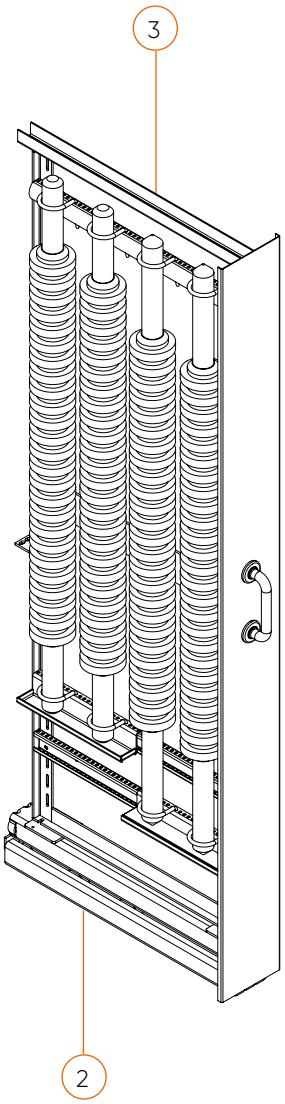

DRAWERS 2 SIDES STORAGE - LEFT HAND

2

ART.	drawers front width	tool Ø mm (A)	tool Ø mm (B)
F CN 3115 00 99	150	35	55
F CN 3115 00 99	150	35	55
F CN 3110 00 99	150	27	68
F CN 3115 00 99	175	35	55
F CN 3115 00 99	175	35	55
F CN 3110 00 99	175	27	68
F CN 3110 00 99	175	27	68
F CN 3125 00 99	200	60	80
F CN 3125 00 99	200	60	80
F CN 3120 00 99	200	48	93
F CN 3125 00 99	225	60	80
F CN 3125 00 99	225	60	80
F CN 3120 00 99	225	48	93
F CN 3120 00 99	225	48	93
F CN 3135 00 99	250	85	105
F CN 3135 00 99	250	85	105
F CN 3130 00 99	250	73	118

DRAWERS 2 SIDES STORAGE - RIGHT HAND

3

ART.	drawers front width	tool Ø mm (A)	tool Ø mm (B)
F CN 3115 00 99	150	35	55
F CN 3110 00 99	150	27	68
F CN 3110 00 99	150	27	68
F CN 3125 00 99	175	60	80
F CN 3120 00 99	175	48	93
F CN 3125 00 99	175	60	80
F CN 3120 00 99	175	48	93
F CN 3125 00 99	200	60	80
F CN 3120 00 99	200	48	93
F CN 3120 00 99	200	48	93
F CN 3135 00 99	225	85	105
F CN 3130 00 99	225	73	118
F CN 3135 00 99	225	85	105
F CN 3130 00 99	225	73	118
F CN 3135 00 99	250	85	105
F CN 3130 00 99	250	73	118
F CN 3130 00 99	250	73	118

EXTENSIBLE SHELF RACKING SYSTEM FOR HEAVY GOODS, IDEAL DESIGN FOR PICKING STORED GOODS WITH AN OVERHEAD CRANE

Courtesy of Vimar S.p.A.

SYSTEM AR

TECHNICAL SPECIFICATIONS

The F AR shelving system, thanks to its extensible shelves, is especially suitable for storing very heavy material (moulds, engines etc.), which can be handled in complete safety by using an overhead crane and a lift truck. The shelves can have plain or telescopic extension, and a capacity ranging between 800 and 1000 kg.

Courtesy of Meccanostampi S.r.l

SHELVING SIDES

Made of sectional steel, they have slots to a 50 mm pitch on both sides.
The two uprights are connected to each other by two horizontal cross bars and a cross piece, forming a sturdy side wall. The sides are equipped with steel plates for floor fixing.

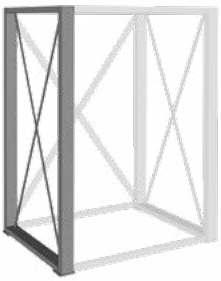

SLIDING DOORS

They are made of sheet steel specially shaped to improve solidity.
Doors are used to protect the shelved goods from impacts and dust. Each pair of sliding doors covers two shelving span lengths and has a cylinder lock with two keys.

SIDE AND REAR WALL PANELS

The side and rear walls are fixed with screws to the structure and, when used together, can form enclosed compartments. In addition, the rear walls do not require the fitting of any cross pieces.



SINGLE OPENING DEVICE FOR EXTENSIBLE SHELVES

For safety purposes, each extensible shelf must be opened individually. The device consists of a rod to be installed on the side wall (one for each span) with a hook to be applied to each extensible shelf. Opening only one shelf at a time avoids dangerous shifting of unsecured heavy loads, which might overturn the structure.

EXTENSIBLE SHELF LOCKING HOOK

A hook located on the front of the side walls allows the shelf to be locked in the opening and closing phases. In the opening phase, locking the shelf allows any material to be taken in complete safety.

plain shelf locking hook

telescopic shelf locking hook

FLOOR SUPPORT PLATE

The support plate is designed to distribute the pressure applied on the floor by the side wall. A technical data sheet supplied by FAMI is useful to check the suitability of the floor intended for racking system installation.

The support plate is provided with a hole for plate anchoring to the floor by means of standard anchor bolts. This operation is necessary to ensure shelf safety.

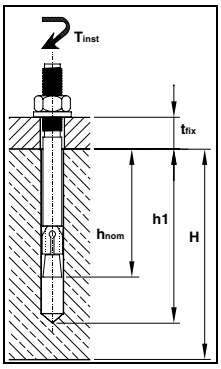

*The floor on which the racking system rests must be checked in terms of suitability for withstanding the pressure and the puncturing (drilling) stress applied by the shelving system itself and the pulling strength exerted by the anchor.

**The area must not be submitted to any other force.

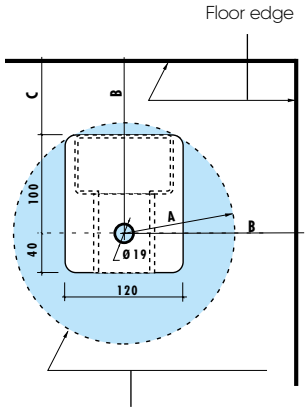

recommended anchor strength	11,65 Kn
anchor diameter	Ø16 mm
concrete hole diameter	Ø16 mm
minimum hole depth	h_1 115 mm
minimum installation depth	h_{nom} 95 mm
max adjustable thickness	t_{fix} 25 mm
max tightening torque	T_{inst} 125 Nm
min floor thickness for anchor plug fixing*	H: 160 mm
min anchor distance from the edge of the floor	B: 175 mm
anchor strength application area**	A: 112,5 mm
min upright distance from the edge of the floor	C: 75 mm

COMBINATION OF SERIES COLOURS

grey RAL 7000

green RAL 6011

blue RAL 5012

kg

5000	Capacity each span
1000	Telescopic extension shelf capacity
800	Plain extension shelf capacity
300	Strengthening shelf capacity for depth 900 mm
250	Strengthening shelf capacity for depth 1100 mm
200	Strengthening shelf capacity for depth 1300 mm

SYSTEM F AR

PLAIN EXTENSION SHELVES

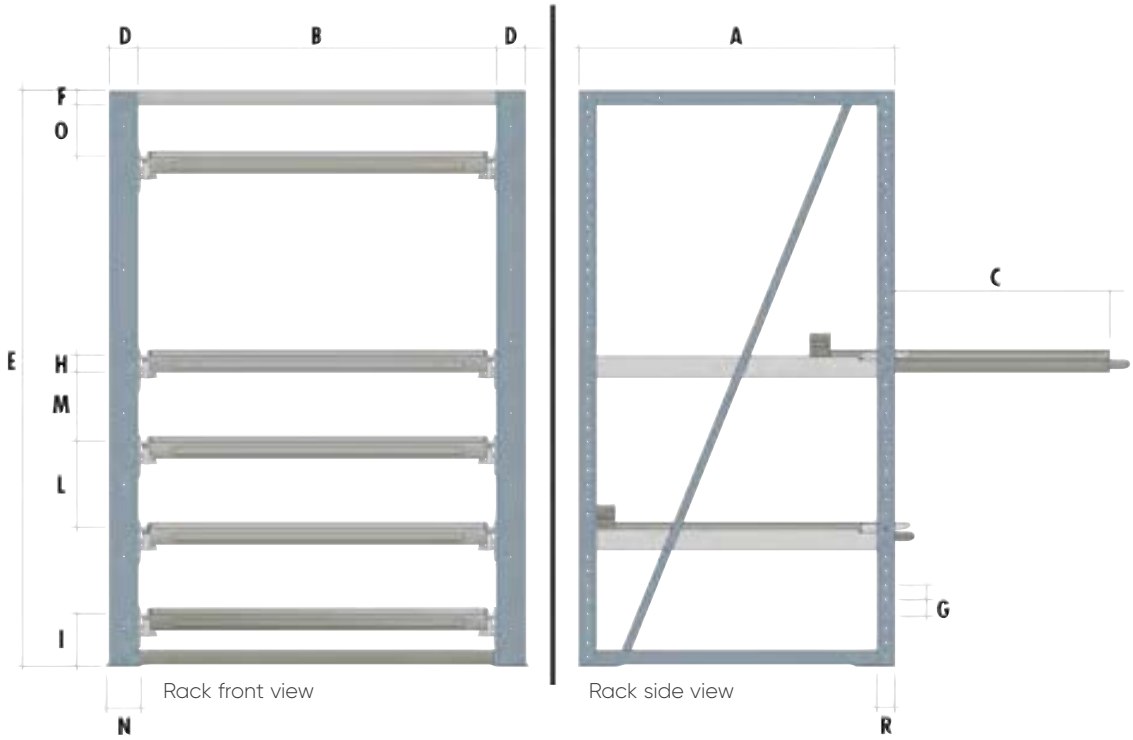

		mm
A	RACK DEPTH	900, 1100, 1300
B	WORKING SPAN LENGTH	1250
C	EXTENSIBILITY	600, 750, 900
D	SIDE WIDTH	100
E	RACK HEIGHT	1510, 2010, 2210, 2510, 3010
F	TOP SHELF	50
G	ADJUSTABLE PITCH	50
H	EXTENSIBLE SHELVES	58
I	MINIMUM HEIGHT FROM FLOOR	185
L	MINIMUM DISTANCE BETWEEN SHELVES	300
M	MINIMUM SPAN BETWEEN SHELVES	225
N	PLATE FOR SIDE PANEL	120
O	MINIMUM DISTANCE FROM UPPER SHELF	175
R	FOOTPRINT	60
	UPRIGHT SHEET METAL THICKNESS	3

Courtesy of Vimar S.p.A.

TELESCOPIC EXTENSION SHELVES

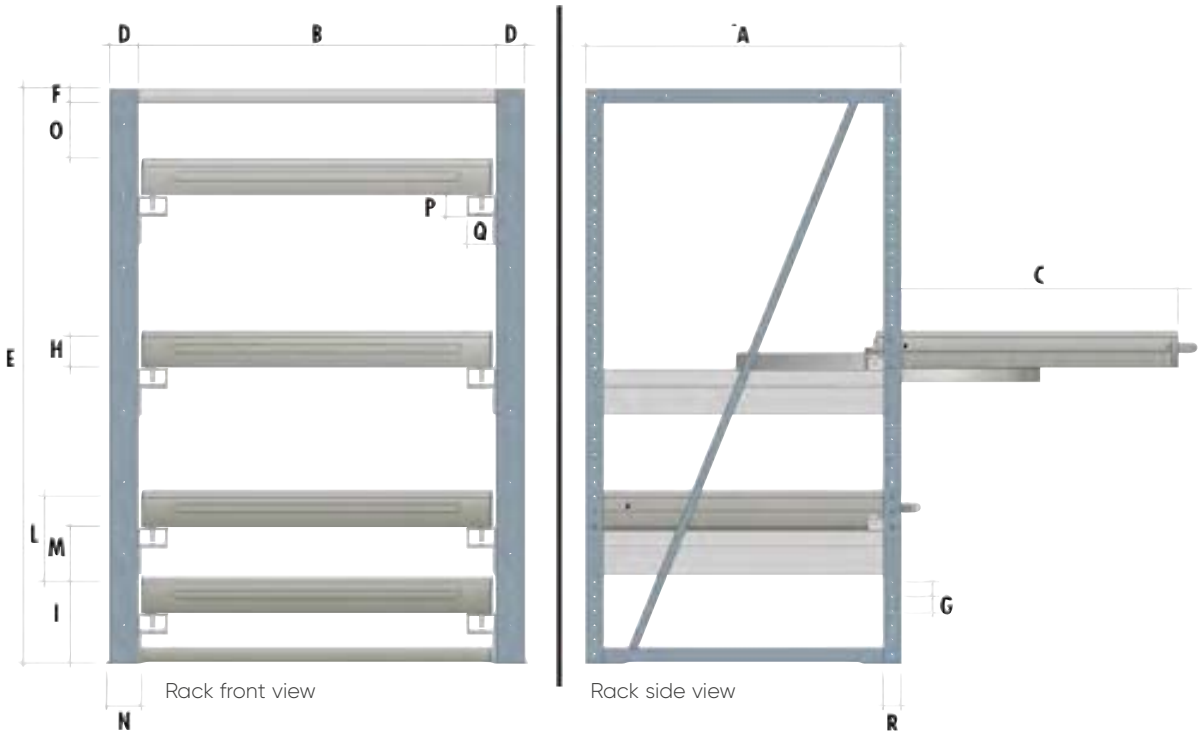

Rack front view

Rack side view

		mm
A	RACK DEPTH	900, 1100, 1300
B	WORKING SPAN LENGTH	850,1050,1250
C	EXTENSIBILITY	770, 970, 1170
D	SIDE WIDTH	100
E	RACK HEIGHT	1510, 2010, 2210, 2510, 3010
F	TOP SHELF	50
G	ADJUSTABLE PITCH	50
H	EXTENSIBLE SHELVES	107
I	MINIMUM HEIGHT FROM FLOOR	285
L	MINIMUM DISTANCE BETWEEN SHELVES	300
M	MINIMUM SPAN BETWEEN SHELVES	190
N	PLATE FOR SIDE PANEL	120
O	MINIMUM DISTANCE FROM UPPER SHELF	50
P	SLIDE HEIGHT	80
Q	SLIDE WIDTH	100
R	FOOTPRINT	60
	UPRIGHT SHEET METAL THICKNESS	3

Courtesy of Vimar S.p.A.

SYSTEM F AR

Fami Storage Systems

Courtesy of Vimar S.p.A.

SYSTEM F AR

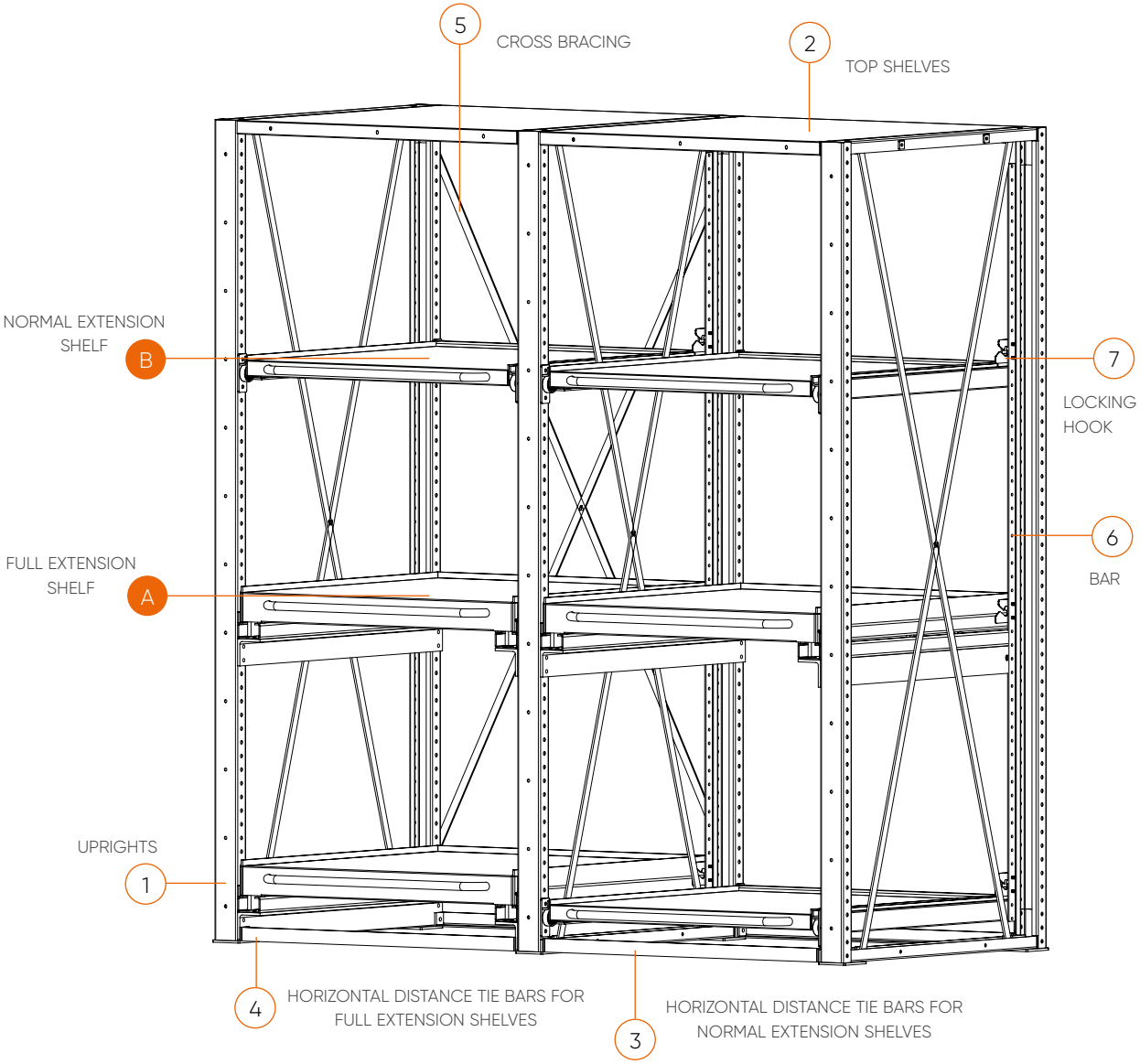

METAL COLOURS

RAL 5012 .04

RAL 7000 .01

RAL 6011 .02

! ALL INDICATED LOAD CAPACITY VALUES ARE NET AND REFER TO EVENLY DISTRIBUTED WEIGHTS

UPRIGHTS

1

ART.	H uprights mm	depth mm
F AR 2050 00 _ _	1510	900
F AR 2060 00 _ _	2010	
F AR 2070 00 _ _	2210	
F AR 2080 00 _ _	2510	
F AR 2090 00 _ _	3010	
F AR 2100 00 _ _	1510	1100
F AR 2110 00 _ _	2010	
F AR 2120 00 _ _	2210	
F AR 2130 00 _ _	2510	
F AR 2140 00 _ _	3010	
F AR 2150 00 _ _	1510	1300
F AR 2160 00 _ _	2010	
F AR 2170 00 _ _	2210	
F AR 2180 00 _ _	2510	
F AR 2190 00 _ _	3010	

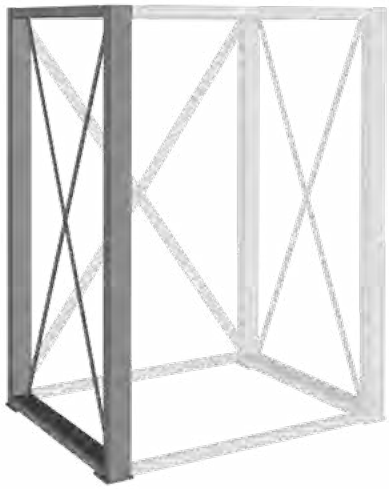

Sides are supplied disassembled
Fixing material consisting of 2 expansion plugs in M16x140 steel supplied as standard.

TOP SHELVES

2

ART.	kg	dim. mm
F AR 4020 00 _ _	300	850×900×50 H
F AR 4030 00 _ _	250	850×1100×50 H
F AR 4040 00 _ _	200	850×1300×50 H
F AR 4120 00 _ _	300	1050×900×50 H
F AR 4130 00 _ _	250	1050×1100×50 H
F AR 4140 00 _ _	200	1050×1300×50 H
F AR 4220 00 _ _	300	1250×900×50 H
F AR 4230 00 _ _	250	1250×1100×50 H
F AR 4240 00 _ _	200	1250×1300×50 H

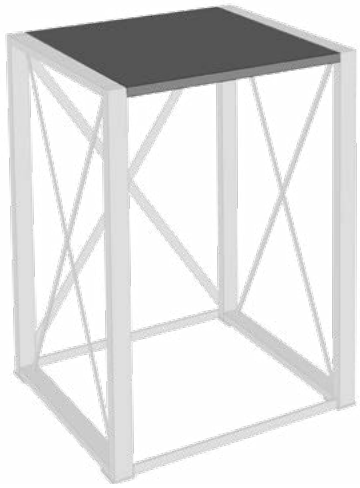

HORIZONTAL DISTANCE TIE BARS FOR NORMAL EXTENSION SHELVES

3

ART.	working span mm
F AR 1040 00 _ _	1250

2 bars are required for each span

HORIZONTAL DISTANCE TIE BARS FOR FULL EXTENSION SHELVES

4

ART.	working span mm
F AR 1010 00 _ _	850
F AR 1020 00 _ _	1050
F AR 1030 00 _ _	1250

2 bars are required for each span

SYSTEM F AR

CROSS BRACING

5

ART.	H uprights mm	working span mm
F AR 1850 00 _ _	1510	850
F AR 1860 00 _ _	2010	
F AR 1870 00 _ _	2210	
F AR 1880 00 _ _	2510	
F AR 1890 00 _ _	3010	
F AR 1900 00 _ _	1510	1050
F AR 1910 00 _ _	2010	
F AR 1920 00 _ _	2210	
F AR 1930 00 _ _	2510	
F AR 1940 00 _ _	3010	
F AR 1950 00 _ _	1510	1250
F AR 1960 00 _ _	2010	
F AR 1970 00 _ _	2210	
F AR 1980 00 _ _	2510	
F AR 1990 00 _ _	3010	

It is required to use one span with cross bracing every at least 2 span lengths

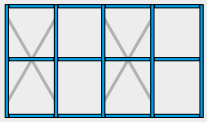

BAR

6

ART.	H uprights mm
F AR 1100 00 _ _	1510
F AR 1110 00 _ _	2010
F AR 1120 00 _ _	2210
F AR 1130 00 _ _	2510
F AR 1140 00 _ _	3010



LOCKING HOOK

7

ART.
The hook is supplied as standard equipment with the extensible shelf

Single opening

The "AR" series shelving unit must be fitted with the single opening device for extensible shelves. This device allows one shelf at a time to be pulled out and consists of a rod of the same height as the side wall and locking hooks, which must be screwed into the rod to match the extensible shelves. One rod for each span and one hook for each extensible shelf are required (the hook is supplied as standard with the extensible shelf.)

METAL COLOURS

RAL 7000	RAL 6011	RAL 5012
.01	.02	.04



A FULL EXTENSION SHELVES WITH 3 EDGES

SPAN WIDTH 850 mm

ART.	Working span mm	Shelf depth mm	Usable width mm	Usable depth mm	Extension mm
F AR 7400 00 _ _	850	900	805	845	770
F AR 7410 00 _ _	850	1100	805	1045	970
F AR 7420 00 _ _	850	1300	805	1245	1170

SPAN WIDTH 1050 mm

ART.	Working span mm	Shelf depth mm	Usable width mm	Usable depth mm	Extension mm
F AR 7500 00 _ _	1050	900	1005	845	770
F AR 7510 00 _ _	1050	1100	1005	1045	970
F AR 7520 00 _ _	1050	1300	1005	1245	1170

SPAN WIDTH 1250 mm

ART.	Working span mm	Shelf depth mm	Usable width mm	Usable depth mm	Extension mm
F AR 7600 00 _ _	1250	900	1205	845	770
F AR 7610 00 _ _	1250	1100	1205	1045	970
F AR 7620 00 _ _	1250	1300	1205	1245	1170

CAPACITY 1000 kg

All load capacity values are net and refer to evenly distributed weights

The extension shelves are supplied with a capacity sticker.

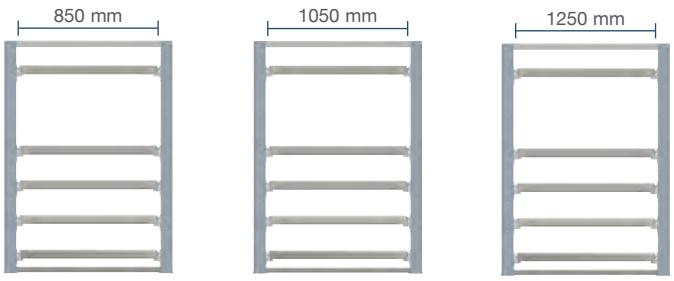

SPAN WIDTH

SYSTEM F AR

METAL COLOURS

RAL 7000	RAL 6011	RAL 5012
.01	.02	.04

A FULL EXTENSION SHELVES WITH 4 EDGES

SPAN WIDTH 850 mm

ART.	Working span mm	Shelf depth mm	Usable width mm	Usable depth mm	Extension mm
F AR 7450 00 _ _	850	900	805	845	770
F AR 7460 00 _ _	850	1100	805	1045	970
F AR 7470 00 _ _	850	1300	805	1245	1170

SPAN WIDTH 1050 mm

ART.	Working span mm	Shelf depth mm	Usable width mm	Usable depth mm	Extension mm
F AR 7550 00 _ _	1050	900	1005	845	770
F AR 7560 00 _ _	1050	1100	1005	1045	970
F AR 7570 00 _ _	1050	1300	1005	1245	1170

SPAN WIDTH 1250 mm

ART.	Working span mm	Shelf depth mm	Usable width mm	Usable depth mm	Extension mm
F AR 7650 00 _ _	1250	900	1205	845	770
F AR 7660 00 _ _	1250	1100	1205	1045	970
F AR 7670 00 _ _	1250	1300	1205	1245	1170

SPAN WIDTH

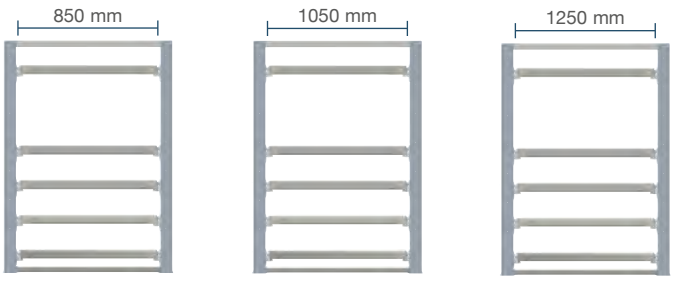

CAPACITY 1000 kg

All load capacity values are net and refer to evenly distributed weights

The extension shelves are supplied with a capacity sticker.

METAL COLOURS

RAL 7000 .01

RAL 6011 .02

RAL 5012 .04

A FULL EXTENSION SHELVES WITH 4 EDGES AND MULTIPLEX COVERING

SPAN WIDTH 850 mm

ART.	Working span mm	Shelf depth mm	Usable width mm	Usable depth mm	Extension mm
F AR 7450 01 _ _	850	900	805	845	770
F AR 7460 01 _ _	850	1100	805	1045	970
F AR 7470 01 _ _	850	1300	805	1245	1170

SPAN WIDTH 1050 mm

ART.	Working span mm	Shelf depth mm	Usable width mm	Usable depth mm	Extension mm
F AR 7550 01 _ _	1050	900	1005	845	770
F AR 7560 01 _ _	1050	1100	1005	1045	970
F AR 7570 01 _ _	1050	1300	1005	1245	1170

SPAN WIDTH 1250 mm

ART.	Working span mm	Shelf depth mm	Usable width mm	Usable depth mm	Extension mm
F AR 7650 01 _ _	1250	900	1205	845	770
F AR 7660 01 _ _	1250	1100	1205	1045	970
F AR 7670 01 _ _	1250	1300	1205	1245	1170

CAPACITY 1000 kg

All load capacity values are net and refer to evenly distributed weights

The extension shelves are supplied with a capacity sticker.

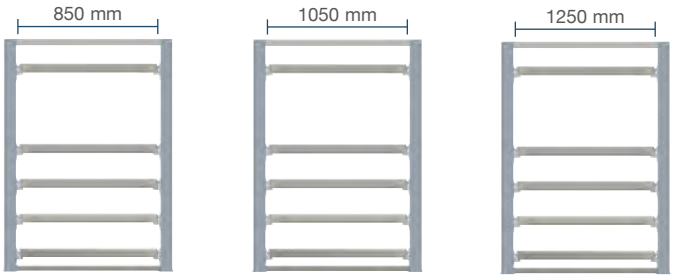

SPAN WIDTH

SYSTEM F AR

METAL COLOURS

RAL 7000	RAL 6011	RAL 5012
.01	.02	.04

B NORMAL EXTENSION SHELVES WITH 3 EDGES

SPAN WIDTH 1250 mm

ART.	Working span mm	Shelf depth mm	Usable width mm	Usable depth mm	Extension mm
F AR 6600 00 _ _	1250	900	1160	800	600
F AR 6610 00 _ _	1250	1100	1160	1000	750
F AR 6620 00 _ _	1250	1300	1160	1200	900

B NORMAL EXTENSION SHELVES WITH 4 EDGES

SPAN WIDTH 1250 mm

ART.	Working span mm	Shelf depth mm	Usable width mm	Usable depth mm	Extension mm
F AR 6650 00 _ _	1250	900	1160	800	600
F AR 6660 00 _ _	1250	1100	1160	1000	750
F AR 6670 00 _ _	1250	1300	1160	1200	900

B NORMAL EXTENSION SHELVES WITH 4 EDGES AND MULTIPLEX COVERING

SPAN WIDTH 1250 mm

ART.	Working span mm	Shelf depth mm	Usable width mm	Usable depth mm	Extension mm
F AR 6650 01 _ _	1250	900	1160	800	600
F AR 6660 01 _ _	1250	1100	1160	1000	750
F AR 6670 01 _ _	1250	1300	1160	1200	900

SPAN WIDTH

CAPACITY 800 kg

All load capacity values are net and refer to evenly distributed weights

The extension shelves are supplied with a capacity sticker.

Fami Storage Systems

Courtesy of Vimar S.p.A.

SYSTEM F AR

METAL COLOURS

RAL 7000	RAL 6011	RAL 5012
.01	.02	.04

REAR WALLS

ART.	H shelf mm	Rear wall with plates no.	Span width mm
F AR 1450 00 _ _	1510	3	
F AR 1460 00 _ _	2010	4	
F AR 1470 00 _ _	2210	4	850
F AR 1480 00 _ _	2510	5	
F AR 1490 00 _ _	3010	6	
F AR 1500 00 _ _	1510	3	
F AR 1510 00 _ _	2010	4	
F AR 1520 00 _ _	2210	4	1050
F AR 1530 00 _ _	2510	5	
F AR 1540 00 _ _	3010	6	
F AR 1550 00 _ _	1510	3	
F AR 1560 00 _ _	2010	4	
F AR 1570 00 _ _	2210	4	1250
F AR 1580 00 _ _	2510	5	
F AR 1590 00 _ _	3010	6	

A back panel must be fitted to each 2 bays

SIDE WALLS

ART.	H shelf mm	Back panel with plates no.	Span width mm
F AR 1250 00 _ _	1510	3	
F AR 1260 00 _ _	2010	4	
F AR 1270 00 _ _	2210	4	900
F AR 1280 00 _ _	2510	5	
F AR 1290 00 _ _	3010	6	
F AR 1300 00 _ _	1510	3	
F AR 1310 00 _ _	2010	4	
F AR 1320 00 _ _	2210	4	1100
F AR 1330 00 _ _	2510	5	
F AR 1340 00 _ _	3010	6	
F AR 1350 00 _ _	1510	3	
F AR 1360 00 _ _	2010	4	
F AR 1370 00 _ _	2210	4	1300
F AR 1380 00 _ _	2510	5	
F AR 1390 00 _ _	3010	6	



PAIR OF SLIDING DOORS

ART.	H shelf mm	Shelf thinckness mm	Span width mm	Shelving width mm
F AR 5000 00 _ _	1510	165		
F AR 5050 00 _ _	2010	165		
F AR 5100 00 _ _	2210	165	850	1900
F AR 5150 00 _ _	2510	165		
F AR 5200 00 _ _	3010	165		
F AR 5250 00 _ _	1510	165		
F AR 5300 00 _ _	2010	165		
F AR 5350 00 _ _	2210	165	1050	2300
F AR 5400 00 _ _	2510	165		
F AR 5450 00 _ _	3010	165		
F AR 5500 00 _ _	1510	165		
F AR 5550 00 _ _	2010	165		
F AR 5600 00 _ _	2210	165	1250	2700
F AR 5650 00 _ _	2510	165		
F AR 5700 00 _ _	3010	165		

The sliding doors close 2 span bays and are supplied complete with cylinder lock and 2 keys

FIXING

FLOOR FIXING SET

ART. F AR 8999 00 99

Floor fixing kit consisting of 2 M16x140 mm steel expansion bolts for non-cracked concrete floors, class higher than or equal to: C20/25.

ALL LOAD CAPACITY VALUES ARE NET AND REFER TO EVENLY DISTRIBUTED WEIGHTS

Courtesy of Vimar S.p.A.

P 4 1
P 3 1
P 2 1
N 4 1
N 3 1
N 2 1
N 1 1

COBOTEC ENGINEERING 20 de ani de experienta

0213221238

office@cobotec.ro

www.cobotec.ro

CATTED Business Park Chitila - Hala 11 Soseaua Centura Bucuresti, Km 62 Chitila Jud Ilfov Cod Postal 077045

FAMI S.R.L.
VIA STAZIONE ROSSANO, 13 – 36027 ROSÀ (VI) ITALY
TEL +39 0424 585455 R.A. – FAX +39 0424 585470
COMMERCIALE@FAMISPA.COM – WWW.FAMISPA.COM

EXPORT DEPARTMENT
TEL +39 0424 585455 – FAX +39 0424 585472
EXPORT@FAMISPA.COM – WWW.FAMISPA.COM